

受益者のみなさまへ


毎々、格別のお引き立てにあずかり、厚くお礼申し上げます。
さて、「フィデリティ・コア・インカム・ファンド(毎月決算型)為替ヘッジあり」は、第103期から第108期までの決算を行いました。当ファンドは、投資信託証券への投資を通じて、世界(日本を含む)の債券(ハイ・イールド債券、投資適格債券、エマーゼィング・マーケット債券を含む)、世界(日本を含む)の高配当株式を主要な投資対象とし、安定的な配当等収益の確保と投資信託財産の成長を図ることを目的として運用を行いました。ここに、運用状況をご報告申し上げます。
今後とも一層のご愛顧を賜りますよう、お願い申し上げます。

■当ファンドの仕組みは次の通りです。

商品分類	追加型投信／海外／資産複合
信託期間	2015年10月21日から2025年4月21日まで
運用方針	<ul style="list-style-type: none">●投資信託証券への投資を通じて、世界(日本を含む)の債券(ハイ・イールド債券、投資適格債券、エマーゼィング・マーケット債券を含む)、世界(日本を含む)の高配当株式を主要な投資対象とし、安定的な配当等収益の確保と投資信託財産の成長を図ることを目的として運用を行います。●資産クラスの選択・配分は、マクロ分析、テクニカル分析等による経済環境の判断に基づき機動的に行うことを目指します。個々の資産クラスの運用は世界の主要拠点のアナリストによる企業調査結果を活かし、ポートフォリオ・マネージャーによる「ボトム・アップ・アプローチ」を重視した運用を行います。
主要運用対象	主として、「フィデリティ・ファンズ・グローバル・マルチ・アセット・インカム・ファンド(ルクセンブルグ籍証券投資法人)」および「フィデリティ・ファンズ・USDル・キャッシュ・ファンド(ルクセンブルグ籍証券投資法人)」に投資を行います。なお、短期金融商品に直接投資を行う場合があります。
組入制限	投資信託証券および短期金融商品(短期運用の有価証券を含みます。)以外への直接投資は行いません。 外貨建資産への投資割合には制限を設けません。
分配方針	毎決算時(原則毎月20日。同日が休業日の場合は翌営業日。) に、原則として以下の収益分配方針に基づき分配を行います。 <ul style="list-style-type: none">●分配対象額の範囲は、繰越分を含めた利子・配当等収益と売買益(評価益を含みます。)等の全額とします。●収益分配金額は、委託会社が基準価額水準、市況動向等を勘案して決定します。ただし、必ず分配を行うものではありません。●留保益の運用については特に制限を設けず、委託会社の判断に基づき、元本部分と同一の運用を行います。

〈お問合せ先〉

フィデリティ投信株式会社 カスタマー・コミュニケーション部
東京都港区六本木七丁目7番7号 TRI-SEVEN ROPPONGI

 0570-051-104

受付時間: 営業日の午前9時～午後5時

固定電話、携帯電話からお問い合わせいただけます。
国際電話、一部のIP電話からはご利用いただけません。

 <https://www.fidelity.co.jp/>

お客様の口座内容などに関するご照会は、お申し込みされた販売会社にお尋ねください。

運用報告書
(全体版)

第18作成期 (2024年4月23日～2024年10月21日)

第103期 (決算日 2024年5月20日)

第104期 (決算日 2024年6月20日)

第105期 (決算日 2024年7月22日)

第106期 (決算日 2024年8月20日)

第107期 (決算日 2024年9月20日)

第108期 (決算日 2024年10月21日)

フィデリティ・コア・インカム・ファンド
(毎月決算型) 為替ヘッジあり

愛称: 素晴らしき人生のロードマップ

フィデリティ投信株式会社



■最近5作成期の運用実績

作成期	基準価額			投資 受組	資 益 入	信 証 比	託 券 率	投 組	資 入	証 比	券 率	純 資 産 額
	(分配落)	税 分 配	込 金 騰 落									
14作成期(2022年10月20日)	円 7,519	円 180	% △13.1				% —				% 99.1	百万円 1,123
15作成期(2023年4月20日)	7,702	180	4.8				—				98.9	1,078
16作成期(2023年10月20日)	7,013	180	△6.6				—				99.5	892
17作成期(2024年4月22日)	7,164	180	4.7				—				99.2	799
18作成期(2024年10月21日)	7,221	180	3.3				—				98.9	737

(注1) 基準価額の騰落率は分配金込み。(分配金を再投資することにより算出したファンドの騰落率とは異なります。)

(注2) 当ファンドの運用方針に対し、適切に比較できる指数がないためベンチマークは設定しておりません。

(注3) 14作成期対応期間(第79期～第84期)、15作成期対応期間(第85期～第90期)、16作成期対応期間(第91期～第96期)、17作成期対応期間(第97期～第102期)、18作成期対応期間(第103期～第108期)の各作成期末税込分配金は、各作成期対応期間の累計です。

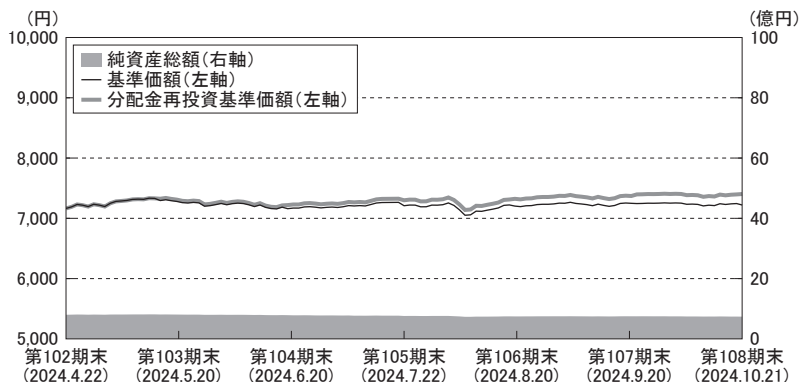
■過去6ヶ月間の基準価額等の推移

決算期	年 月 日	基準価額		投 受 組	資 益 入	信 証 比	託 券 率	投 組	資 入	証 比	券 率
		騰 落 率	騰 落 率								
第103期	(期 首)2024年4月22日	円 7,164	% —				% —				% 99.2
	4月末	7,233	1.0				—				99.4
	(期 末)2024年5月20日	7,325	2.2				—				99.3
第104期	(期 首)2024年5月20日	7,295	—				—				99.3
	5月末	7,210	△1.2				—				99.5
	(期 末)2024年6月20日	7,190	△1.4				—				99.6
第105期	(期 首)2024年6月20日	7,160	—				—				99.6
	6月末	7,173	0.2				—				99.4
	(期 末)2024年7月22日	7,239	1.1				—				99.4
第106期	(期 首)2024年7月22日	7,209	—				—				99.4
	7月末	7,226	0.2				—				99.4
	(期 末)2024年8月20日	7,233	0.3				—				99.2
第107期	(期 首)2024年8月20日	7,203	—				—				99.2
	8月末	7,252	0.7				—				99.3
	(期 末)2024年9月20日	7,275	1.0				—				99.7
第108期	(期 首)2024年9月20日	7,245	—				—				99.7
	9月末	7,256	0.2				—				99.8
	(期 末)2024年10月21日	7,251	0.1				—				98.9

(注) 期末基準価額は分配金込み、騰落率は期首比です。

■ 運用経過の説明

● 基準価額等の推移



第103期首: 7,164円

第108期末: 7,221円 (既払分配金180円)

騰落率: 3.3% (分配金再投資ベース)

(注) 分配金再投資基準価額は、2024年4月22日の値をファンドの基準価額と同一になるように指数化しています。

* 分配金再投資基準価額は、税引前の分配金を分配時に再投資したものとみなして計算したもので、ファンド運用の実質的なパフォーマンスを示すものです。

* 分配金を再投資するかどうかについてはお客様がご利用のコースにより異なります。また、ファンドの購入価額により課税条件も異なります。従って、お客様の損益の状況を示すものではありません。

※当ファンドは、運用方針に対し、適切に比較できる指数がないためベンチマーク及び参考指数は設定しておりません。

● 基準価額の主な変動要因

当期の当ファンドの騰落率は、+3.3%でした。

<プラス要因>

- ・ 特にインフラ関連資産等が上昇したこと。

<マイナス要因>

- ・ 新興国市場の現地通貨建債券が相対的に出遅れたこと。

●投資環境

当期の世界の債券市場は、ボラティリティが上昇する場面があったものの上昇して期を終えました。

5月には、軟調な米雇用統計や消費者物価指数でインフレ減速が確認され長期金利は低下基調で推移しました。欧州では、6月に政情不安が高まったことや、米国のインフレ鈍化などを背景にドイツや英国の長期金利は低下しました。8月初旬、米国の雇用統計が市場予想を大幅に下回り、景気後退への懸念が高まり長期金利は大幅に低下しました。9月中旬に、米国政策金利の大幅な利下げが決定されたものの、今後の利下げペースへの過度な期待をけん制する姿勢も見られたことから、長期金利は小幅に上昇しました。欧州では、欧州中央銀行(ECB)の追加利下げなどが、投資家心理を下支えました。社債市場では企業の健全なバランスシートやテクニカル面でのプラス要因を受けて、世界的にクレジット・スプレッドが縮小したことがプラス材料となりました。

当期の世界のハイ・イールド債券市場は、堅調な企業活動などを背景に主要な地域でクレジット・スプレッドが縮小したことから、上昇して期を終えました。期中盤にかけて、中東を中心とした地政学リスクや、フランスの選挙をめぐる不透明感などによりボラティリティが高まりましたが、米国の消費者物価指数で物価上昇圧力の緩和が意識されたことや、経済指標により米国景気の減速感が示唆されたことから、利下げへの期待感などによりハイ・イールド債券市場は上昇しました。9月中旬には、米連邦公開市場委員会(FOMC)で大幅な利下げが決定され、市場で経済のソフトランディング(軟着陸)への期待が高まり、ハイ・イールド債券市場は期末にかけて堅調に推移しました。

当期の世界の株式市場は上昇しました。期中盤にかけて米国のインフレ鈍化が確認され、年内の利下げが意識されるなか、米国の景気について楽観的な見通しが広がりました。企業の業績は総じて堅調な決算が発表され、今後の増益基調が期待され、世界の株式は上昇基調となりました。8月初旬、米国の景気後退への警戒感が強まり、株価は急落しましたが、その後、堅調な個人消費や鈍化するインフレ指標が好感され、米国株は上昇しました。9月には欧州中央銀行(ECB)による利下げや、米国政策金利の大幅な利下げ、さらに中国の景気刺激策などが好感され投資家心理が改善しました。こうした状況の下、特に米国株が上昇をけん引し、新興国市場の株価も上昇しました。また、セクター別では特に情報技術及び公益事業などが上昇しました。

●ポートフォリオ

当ファンドは、投資信託証券への投資を通じて、実質的に世界(日本を含む)の債券(ハイ・イールド債券、投資適格債券、エマージング・マーケット債券を含む)、世界(日本を含む)の高配当株式(配当利回りが市場全体より相対的に高い株式)へ投資を行い、安定的な配当等収益の確保と投資信託財産の成長を図ることを目的に運用を行いました。

●ベンチマークとの差異

当ファンドは、運用方針に対し、適切に比較できる指数がないためベンチマーク及び参考指数は設定しておりません。

■分配金

当作成期の1万口当たり分配金(税引前)は、分配方針に基づき下記表中の分配額とさせていただきます。また、収益分配に充てなかった利益につきましては投資信託財産中に留保し、運用の基本方針に基づいて運用します。

●分配原資の内訳

(単位:円、1万口当たり・税引前)

項目	第103期	第104期	第105期	第106期	第107期	第108期
	2024年4月23日 ~2024年5月20日	2024年5月21日 ~2024年6月20日	2024年6月21日 ~2024年7月22日	2024年7月23日 ~2024年8月20日	2024年8月21日 ~2024年9月20日	2024年9月21日 ~2024年10月21日
当期分配金	30	30	30	30	30	30
(対基準価額比率)	0.41%	0.42%	0.41%	0.41%	0.41%	0.41%
当期の収益	30	30	30	30	30	30
当期の収益以外	—	—	—	—	—	—
翌期繰越分配対象額	878	881	888	892	899	902

* 「当期の収益」および「当期の収益以外」は円未満切捨てのため、合計額が「当期分配金」と一致しない場合があります。

* 当期分配金の「対基準価額比率」は当期分配金(税引前)の期末基準価額(分配金込み)に対する比率であり、ファンドの収益率とは異なります。

* 投資信託の計理上、「翌期繰越分配対象額」が当該決算期末日時点の基準価額を上回ることがありますが、実際には基準価額を超えて分配金が支払われることはありません。

■ 今後の運用方針

当ファンドは引き続き、投資適格債券、高利回り債券、株式を中心とした配分を機動的に調整することで、所定の投資目標の実現に向けた運用を行う方針です。

2024年9月には、米国の政策金利は利下げへと転換され、市場では米経済のソフトランディング(軟着陸)が期待されています。政策の動向やマクロの不確実性が高まりつつある環境下において、株式では質の高い高配当株式に注目しています。また債券では、欧州の債券や新興国市場の現地通貨建債券に注目しています。今後も環境変化には留意しつつ、これまでと同様、景気動向に応じて投資適格債券、高利回り債券、株式を中心とした配分を機動的に調整することで、リスクの低減を図りながら、相対的に高い利回りに着目した資産形成を目指してまいります。

■ 1万口（元本10,000円）当たりの費用明細

項目	第103期～第108期		項目の概要
	2024年4月23日～2024年10月21日		
	金額	比率	
(a)信託報酬	31円	0.426%	(a)信託報酬＝当作成期中の平均基準価額×信託報酬率 当作成期中の平均基準価額は7,225円です。
（投信会社）	(0)	(0.005)	委託した資金の運用の対価
（販売会社）	(30)	(0.411)	購入後の情報提供、交付運用報告書等各種書類の送付、口座内でのファンドの 管理及び事務手続き等の対価
（受託会社）	(1)	(0.010)	運用財産の保管・管理、投信会社からの指図の実行の対価
(b)売買委託手数料	－	－	(b)売買委託手数料＝ $\frac{\text{当作成期中の売買委託手数料}}{\text{当作成期中の平均受益権口数}}$ 売買委託手数料は、有価証券等の売買の際、売買仲介人に支払う手数料
(c)有価証券取引税	－	－	(c)有価証券取引税＝ $\frac{\text{当作成期中の有価証券取引税}}{\text{当作成期中の平均受益権口数}}$ 有価証券取引税は、有価証券の取引の都度発生する取引に関する税金
(d)その他費用	4	0.050	(d)その他費用＝ $\frac{\text{当作成期中のその他費用}}{\text{当作成期中の平均受益権口数}}$
（保管費用）	(0)	(0.001)	保管費用は、有価証券等の保管及び資金の送金・資産の移転等のために、海外 における保管銀行等に支払う費用。また、信託事務の諸費用等が含まれます。
（監査費用）	(0)	(0.002)	監査費用は、ファンドの監査人等に対する報酬及び費用
（その他）	(3)	(0.047)	その他には、法定書類等（有価証券届出書、目論見書、運用報告書等）の作成、 印刷、提出等に係る費用や法律顧問、税務顧問に対する報酬及び費用等が含ま れます。
合計	34	0.476	

(注1)当作成期中の費用(消費税のかかるものは消費税を含む)は、追加、解約によって受益権口数に変動があるため、簡便法により算出した結果です。

(注2)「金額」欄は、各項目毎に円未満を四捨五入しています。

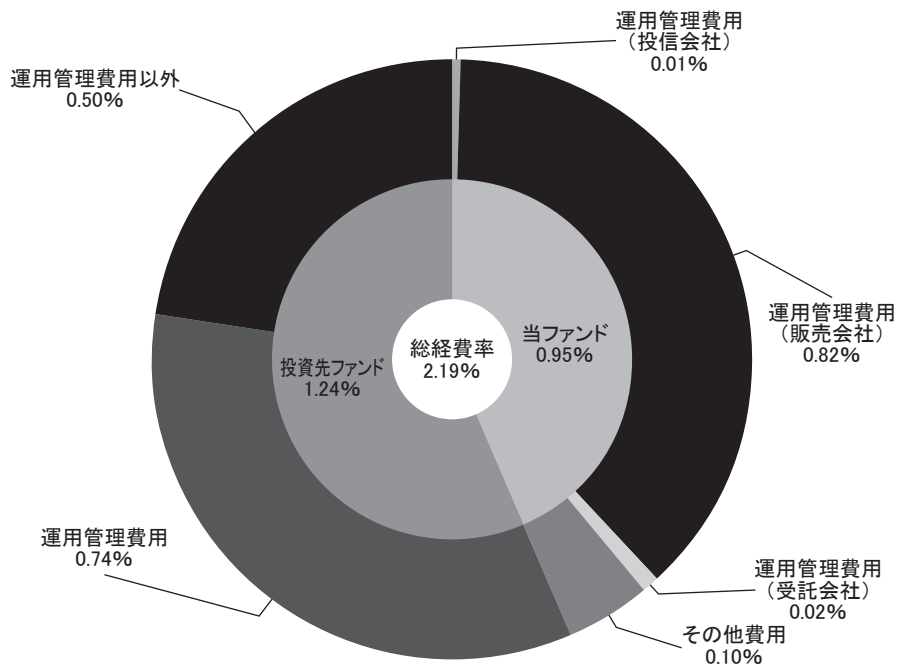
(注3)「比率」欄は、1万口当たりのそれぞれの費用金額を当作成期中の平均基準価額で除して100を乗じたものです。

(注4)各項目の費用は、当ファンドが組み入れている投資信託証券(マザーファンドを除く。)が支払った費用を含みません。

(参考情報)

●総経費率

当期中の運用・管理にかかった費用の総額(原則として、募集手数料、売買委託手数料及び有価証券取引税を除く。)を期中の平均受益権口数に期中の平均基準価額(1口当たり)を乗じた数で除した総経費率(年率)は2.19%です。



総経費率(①+②+③)	2.19%
①当ファンドの費用の比率	0.95%
②投資先ファンドの運用管理費用の比率	0.74%
③投資先ファンドの運用管理費用以外の比率	0.50%

(注1)①の費用は、1万口当たりの費用明細において用いた簡便法により算出したものです。

(注2)各費用は、原則として、募集手数料、売買委託手数料及び有価証券取引税を含みません。

(注3)その他費用には、保管費用、監査費用以外に法定書類等(有価証券届出書、目論見書、運用報告書等)の作成、印刷、提出等に係る費用や法律顧問、税務顧問に対する報酬及び費用等が含まれます。

(注4)各比率は、年率換算した値です。

(注5)投資先ファンドとは、当ファンドが実質的に組入れている投資信託証券(マザーファンドを除く。)です。

(注6)①の費用は、マザーファンドが支払った費用を含み、投資先ファンドが支払った費用を含みません。

(注7)①の費用と②③の費用は、計上された期間が異なる場合があります。

(注8)上記の前提条件で算出したものです。このため、これらの値はあくまでも参考であり、実際に発生した費用の比率と異なります。

■ 売買及び取引の状況 (2024年4月23日から2024年10月21日まで)

● 投資信託受益証券、投資証券

決算期	第 103 期 ~ 第 108 期			
	買 付		売 付	
	単位数又は口数	金 額	単位数又は口数	金 額
外国	千口	千円	千口	千円
FF-GLOBAL MULTI ASSET INCOME A-MINC(G)-JPY HEDGED	— (35,99177)	— (25,304)	131.859 (—)	92,643 (—)
FF-US DOLLAR CASH FUND A ACC USD	千口	千アメリカ・ドル	千口	千アメリカ・ドル
	— (—)	— (—)	0.0468 (—)	0 (—)

(注1) 金額は受渡し代金。

(注2) 買付()内は分割割当、合併等による増減分で、上段の数字には含まれておりません。

(注3) 売付()内は償還による減少分で、上段の数字には含まれておりません。

(注4) 金額の単位未満は切捨て。

■ 利害関係人との取引状況等 (2024年4月23日から2024年10月21日まで)

(1) 期中の利害関係人との取引状況

区 分	第 103 期 ~ 第 108 期					
	買付額等 A	うち利害 関係人との 取引状況 B	B A	売付額等 C	うち利害 関係人との 取引状況 D	D C
投 資 証 券	百万円	百万円	%	百万円	百万円	%
為 替	—	—	—	92	92	100.0
	—	—	—	92	92	100.0

(2) 利害関係人の発行する有価証券等

種 類	第 103 期 ~ 第 108 期		
	買 付 額	売 付 額	作成期末保有額
そ の 他 有 価 証 券	百万円 —	百万円 92	百万円 729

(3) 期中の売買委託手数料総額に対する利害関係人への支払比率

項 目	第 103 期 ~ 第 108 期
売 買 委 託 手 数 料 総 額 (A)	— 千円
う ち 利 害 関 係 人 へ の 支 払 額 (B)	—
(B) / (A)	—

※利害関係人とは、投資信託及び投資法人に関する法律第11条第1項に規定される利害関係人であり、当ファンドに係る利害関係人とは、FIL DISTRIBUTORS、FIL LUXEMBOURG SA です。

■組入資産の明細 (2024年10月21日現在)

(1) ファンド・オブ・ファンズが組入れた邦貨建ファンドの明細

ファンド名	当 作 成 期 末		
	単位数又は口数	評 価 額	比 率
	千口	千円	%
FF-GLOBAL MULTI ASSET INCOME A-MINC(G)-JPY HEDGED	1,034.08345	728,718	98.8
合 計	1,034.08345	728,718	98.8

(注1) 比率欄は、純資産総額に対する評価額の比率。

(注2) 評価額の単位未満は切捨て。

(2) ファンド・オブ・ファンズが組入れた外貨建ファンドの明細

ファンド名	当 作 成 期 末			
	単位数又は口数	評 価 額		比 率
		外貨建金額	邦貨換算金額	
	千口	千アメリカ・ドル	千円	%
FF-US DOLLAR CASH FUND A ACC USD	0.38101	4	716	0.1
合 計	0.38101	4	716	0.1

(注1) 邦貨換算金額は、作成期末の時価をわが国の対顧客電信売買相場の仲値により邦貨換算したものです。

(注2) 比率欄は、純資産総額に対する評価額(邦貨換算金額)の比率。

(注3) 評価額の単位未満は切捨て。

■投資信託財産の構成

(2024年10月21日現在)

項 目	当 作 成 期 末	
	評 価 額	比 率
投 資 証 券	千円 729,434	% 97.9
コ ー ル ・ ロ ー ン 等 、 そ の 他	15,693	2.1
投 資 信 託 財 産 総 額	745,127	100.0

(注1) 外貨建資産は、当作成期末の時価をわが国の対顧客電信売買相場の仲値により邦貨換算したものです。

なお、10月21日における邦貨換算レートは、1日本・円=1.00円、1アメリカ・ドル=149.43円です。

(注2) 当作成期末における外貨建資産(729,434千円)の投資信託財産総額(745,127千円)に対する比率は、97.9%です。

(注3) 評価額の単位未満は切捨て。

■資産、負債、元本及び基準価額の状況

2024年5月20日現在 2024年6月20日現在 2024年7月22日現在 2024年8月20日現在 2024年9月20日現在 2024年10月21日現在

項 目	第103期末	第104期末	第105期末	第106期末	第107期末	第108期末
(A) 資 産	812,697,844円	790,701,932円	768,538,507円	748,952,897円	753,793,048円	745,127,986円
コール・ローン等	8,934,712	6,769,742	13,015,869	9,612,862	6,398,674	15,482,487
投資証券(評価額)	803,193,054	783,026,408	755,272,352	738,796,114	746,536,707	729,434,669
その他未収収益	570,078	905,782	250,286	543,921	857,667	210,830
(B) 負 債	3,987,632	4,275,094	9,028,499	3,870,201	4,868,531	7,840,347
未払収益分配金	3,325,649	3,295,185	3,160,716	3,103,013	3,100,940	3,063,227
未払解約金	70,080	269,028	5,087,638	84	903,039	3,851,355
未払信託報酬	530,057	581,223	582,523	509,982	543,965	541,947
その他未払費用	61,846	129,658	197,622	257,122	320,587	383,818
(C) 純資産総額(A-B)	808,710,212	786,426,838	759,510,008	745,082,696	748,924,517	737,287,639
元 本	1,108,549,875	1,098,395,238	1,053,572,147	1,034,337,866	1,033,646,733	1,021,075,719
次期繰越損益金	△299,839,663	△311,968,400	△294,062,139	△289,255,170	△284,722,216	△283,788,080
(D) 受益権総口数	1,108,549,875口	1,098,395,238口	1,053,572,147口	1,034,337,866口	1,033,646,733口	1,021,075,719口
1万口当り基準価額(C/D)	7,295円	7,160円	7,209円	7,203円	7,245円	7,221円

(注1) 当作成期における作成期首元本額1,116,432,037円、作成期中追加設定元本額9,276,212円、作成期中一部解約元本額104,632,530円です。

(注2) 上記表中の次期繰越損益金がマイナス表示の場合は、当該金額が投資信託財産の計算に関する規則第55条の6第10号に規定する額(元本の欠損)となります。

■ 損益の状況

第103期 自2024年4月23日 至2024年5月20日 第106期 自2024年7月23日 至2024年8月20日
 第104期 自2024年5月21日 至2024年6月20日 第107期 自2024年8月21日 至2024年9月20日
 第105期 自2024年6月21日 至2024年7月22日 第108期 自2024年9月21日 至2024年10月21日

項 目	第103期	第104期	第105期	第106期	第107期	第108期
(A) 配 当 等 収 益	4,341,380円	4,346,367円	4,176,945円	4,104,261円	4,072,827円	4,000,762円
受 取 配 当 金	4,036,336	4,011,847	3,849,570	3,811,401	3,759,395	3,711,443
受 取 利 息	—	—	—	530	—	—
そ の 他 収 益 金	305,044	334,520	327,375	292,330	313,432	289,319
(B) 有 価 証 券 売 買 損 益	14,107,336	△15,277,483	4,808,400	△993,370	3,969,011	△2,855,000
売 買 損 益	14,163,769	113,871	4,940,084	114,709	3,994,836	78,954
売 買 損	△56,433	△15,391,354	△131,684	△1,108,079	△25,825	△2,933,954
(C) 信 託 報 酬 等	△591,903	△649,035	△650,487	△569,482	△607,430	△611,118
(D) 当 期 損 益 金 (A + B + C)	17,856,813	△11,580,151	8,334,858	2,541,409	7,434,408	534,644
(E) 前 期 繰 越 損 益 金	△322,513,230	△304,807,920	△306,196,425	△295,174,737	△294,779,664	△286,566,399
(F) 追 加 信 託 差 損 益 金	8,142,403	7,714,856	6,960,144	6,481,171	5,723,980	5,306,902
(配 当 等 相 当 額)	(55,661,528)	(55,199,410)	(53,005,235)	(52,085,018)	(52,158,166)	(51,572,597)
(売 買 損 益 相 当 額)	(△47,519,125)	(△47,484,554)	(△46,045,091)	(△45,603,847)	(△46,434,186)	(△46,265,695)
(G) 合 計 (D + E + F)	△296,514,014	△308,673,215	△290,901,423	△286,152,157	△281,621,276	△280,724,853
(H) 収 益 分 配 金	△3,325,649	△3,295,185	△3,160,716	△3,103,013	△3,100,940	△3,063,227
次 期 繰 越 損 益 金 (G + H)	△299,839,663	△311,968,400	△294,062,139	△289,255,170	△284,722,216	△283,788,080
追 加 信 託 差 損 益 金	8,142,403	7,714,856	6,960,144	6,481,171	5,723,980	5,306,902
(配 当 等 相 当 額)	(55,661,528)	(55,199,410)	(53,005,235)	(52,085,018)	(52,158,166)	(51,572,597)
(売 買 損 益 相 当 額)	(△47,519,125)	(△47,484,554)	(△46,045,091)	(△45,603,847)	(△46,434,186)	(△46,265,695)
分 配 準 備 積 立 金	41,676,408	41,649,032	40,605,762	40,248,738	40,782,770	40,564,416
繰 越 損 益 金	△349,658,474	△361,332,288	△341,628,045	△335,985,079	△331,228,966	△329,659,398

(注1) (B)有価証券売買損益は期末の評価換えによるものを含みます。

(注2) (C)信託報酬等には信託報酬に対する消費税等相当額を含めて表示しています。

(注3) (F)追加信託差損益金とあるのは、信託の追加設定の際、追加設定をした価額から元本を差し引いた差額分をいいます。

(注4) 分配金の計算過程は以下の通りです。

	第103期	第104期	第105期	第106期	第107期	第108期
(a) 費用控除後の配当等収益	4,202,105円	3,697,332円	3,874,534円	3,534,779円	3,765,164円	3,389,644円
(b) 費用控除後・繰越欠損金補填後の 有価証券売買等損益	0円	0円	0円	0円	0円	0円
(c) 収益調整金	55,661,528円	55,199,410円	53,005,235円	52,085,018円	52,158,166円	51,572,597円
(d) 分配準備積立金	40,799,952円	41,246,885円	39,891,944円	39,816,972円	40,118,546円	40,237,999円
(e) 分配可能額(a + b + c + d)	100,663,585円	100,143,627円	96,771,713円	95,436,769円	96,041,876円	95,200,240円
1万円当たり分配可能額	908.07円	911.73円	918.51円	922.68円	929.16円	932.35円
(f) 分配金額	3,325,649円	3,295,185円	3,160,716円	3,103,013円	3,100,940円	3,063,227円
1万円当たり分配金額(税引前)	30円	30円	30円	30円	30円	30円

■ 分配金のお知らせ

決算期	年月日	1万口当たりの分配金(税込)
第103期	2024年5月20日	30円
第104期	2024年6月20日	30円
第105期	2024年7月22日	30円
第106期	2024年8月20日	30円
第107期	2024年9月20日	30円
第108期	2024年10月21日	30円

(注1) 受益者が収益分配金を受け取る際、収益分配金落ち後の基準価額が個別元本と同額の場合または個別元本を上回っている場合には、収益分配金の全額が普通分配金となり、収益分配金落ち後の基準価額が個別元本を下回っている場合には、その下回る部分の額が元本払戻金(特別分配金)となります。

(注2) 元本払戻金(特別分配金)が発生した場合は、収益分配金発生時に個々の受益者の個別元本から当該元本払戻金(特別分配金)を控除した額が、その後の個々の受益者の個別元本となります。

(注3) 個人の受益者が受け取る普通分配金に対する課税について、20.315%(所得税15%、復興特別所得税0.315%および地方税5%)の税率で源泉徴収(申告不要)されます。

※外国税額控除の適用となった場合には、分配時の税金が上記と異なる場合があります。

※法人の受益者の場合は取扱いが異なります。

※税法が改正された場合等には、内容が変更となる場合があります。

ご参考として以下に、フィデリティ・コア・インカム・ファンド(毎月決算型)為替ヘッジありが組入れている各投資信託証券の直前の作成期における運用内容を掲載いたします。

<補足情報>

フィデリティ・ファンズーグローバル・マルチ・アセット・インカム・ファンドの運用状況

■当ファンドの仕組みは次の通りです。

設 定 形 態	(毎月決算型)／(資産成長型)為替ヘッジあり：ルクセンブルグ籍証券投資法人／円建て (毎月決算型)／(資産成長型)為替ヘッジなし：ルクセンブルグ籍証券投資法人／米ドル建て
投 資 目 的	主としてグローバル債券およびグローバル株式に投資し、インカムの確保と中長期的な元本の成長を目指します。
決 算 日	4月30日

運用および純資産変動計算書

2024年4月30日に終了した年度

通貨	USD
投資収益	
受取配当金および受取利息	299,442,534
スワップ取引に係る受取利息	8,686,188
デリバティブ収益	22,565,122
純利益	330,693,844
費用	
運用報酬	70,192,137
管理費	17,139,096
国税	2,920,010
保管費用	921,569
販売手数料	4,023,231
成功報酬	—
その他費用	994,243
費用合計	96,190,286
スワップ取引に係る支払利息	10,918,517
デリバティブ費用	25,431,661
差金決済取引に係る財務費用	(316,398)
還付ブローカー費用	(461)
管理費用の払戻	(88,417)
払戻費用	—
費用還付	—
総費用	132,135,188
純投資収益(損失)	198,558,656
有価証券に係る実現純(損)益	(438,281,875)
外貨取引に係る実現純(損)益	(51,854,863)
差金決済取引に係る実現純(損)益	26,675,296
外国為替予約取引に係る実現純(損)益	(126,530,525)
オプション取引に係る実現純(損)益	13,395,543
先物取引に係る実現純(損)益	(54,756,459)
スワップ取引に係る実現純(損)益	(1,977,021)
有価証券に係る未実現評価(損)益の変動額	399,515,947
外貨取引に係る未実現評価(損)益の変動額	855,337
差金決済取引に係る未実現評価(損)益の変動額	12,398,325
外国為替予約取引に係る未実現評価(損)益の変動額	39,938,604
オプション取引に係る未実現評価(損)益の変動額	(3,064,950)
先物取引に係る未実現評価(損)益の変動額	18,737,667
スワップ取引に係る未実現評価(損)益の変動額	(2,585,106)
運用実績	31,024,576
受益者への分配金	(202,803,227)
設定解約	
当期設定額	133,700,259
当期解約額	(1,819,066,917)
調整勘定	(14,999,190)
設定解約に伴う増加(減少)額	(1,700,365,848)
純増加(減少)	(1,872,144,499)
純資産額	
期首	7,123,353,808
期末	5,251,209,309

投資資産明細表 2024年 4 月 30日現在

国コード	株数または額面 通貨	時価 (米ドル) 価額	% Net Assets	国コード	株数または額面 通貨	時価 (米ドル) 価額	% Net Assets
公認の証券取引所で取引される証券							
エネルギー							
Exxon Mobil	US	USD	48,188	5,737,225	0.11		
Hourbar Energy 5.50% 15/10/2026 144A	FR	USD	5,825,415	5,712,872	0.11		
TotalEnergy 2.25% VRN (Perpetual)	GB	USD	5,962,711	5,251,050	0.10		
TotalEnergies 2.00% VRN (Perpetual)	FR	EUR	4,786,221	4,428,948	0.08		
Var Energy 7.8&2% VRN 15/11/2085	NO	EUR	3,374,539	3,868,959	0.07		
BP Capital Markets 4.375% VRN (Perpetual)	GB	USD	3,837,221	3,760,509	0.07		
TotalEnergies 3.25% VRN (Perpetual)	FR	EUR	3,739,256	3,418,542	0.07		
Repsol International Fin. 2.50% VRN (Perpetual)	NL	EUR	3,565,512	3,385,681	0.06		
TotalEnergies	FR	EUR	45,123	3,306,841	0.06		
TotalEnergies 1.625% VRN (Perpetual)	FR	EUR	3,184,514	3,075,135	0.06		
OMV AG	AT	EUR	55,789	2,665,275	0.05		
QOJCK 2.75% 01/09/2024	US	USD	2,687,309	2,659,084	0.05		
Western Midstream Operating 3.10% 01/02/2025	US	USD	2,646,904	2,609,395	0.05		
Enbridge	CA	CAD	64,474	2,301,956	0.04		
Cosmo Energy Holdings	JP	JPY	47,228	2,268,567	0.04		
Indiko Energy 8.75% 07/05/2029 Reg S	ID	USD	1,919,994	1,899,173	0.04		
Vital Energy 9.75% 15/10/2030	US	USD	1,418,824	1,540,229	0.03		
EnQuest 11.625% 01/11/2027 Reg S	GB	USD	1,499,875	1,537,439	0.03		
Kosmos Energy 7.50% 01/03/2028 Reg S	US	USD	1,587,255	1,517,234	0.03		
TC Energy	CA	CAD	41,464	1,477,264	0.03		
Diamondback Energy	US	USD	7,255	1,475,685	0.03		
Genesis Energy 8.00% 15/01/2027	US	USD	1,240,584	1,277,075	0.02		
Tullow Oil 10.25% 15/05/2026 144A	GB	USD	1,079,274	1,052,247	0.02		
Neptune Energy Bondco 6.625% 15/05/2025 Reg S	GB	USD	1,048,865	1,048,863	0.02		
Wintershall Dea Fin. 2 BV 3.00% VRN (Perpetual)	NL	EUR	1,106,655	1,035,574	0.02		
Global Partner Finance 7.00% 01/08/2027	US	USD	939,540	936,416	0.02		
Kosmos Energy 7.125% 04/04/2026 Reg S	US	USD	897,990	871,049	0.02		
Petrobras do Peru 5.625% 19/06/2047 Reg S	PE	USD	1,251,560	775,441	0.01		
TotalEnergies 2.00% VRN (Perpetual)	FR	EUR	565,992	565,562	0.01		
Tudor Oil 10.25% 15/05/2028 Reg S	US	USD	566,160	551,983	0.01		
KozMinergyGas National 6.375% 24/10/2048 144A	KZ	USD	587,915	524,967	0.01		
ExxonMobil 4.14% 01/03/2046	GB	USD	558,459	521,288	0.01		
Exxon Mobil 4.227% 19/03/2040	US	USD	489,929	427,229	0.01		
BP Capital Markets 3.725% 26/11/2028	GB	USD	456,057	409,879	0.01		
Exxon Mobil 4.14% 01/03/2046	US	USD	440,356	360,599	0.01		
Neptune Energy Bondco 6.625% 15/05/2025 144A	GB	USD	357,974	357,974	0.01		
Exxon Mobil 0.835% 26/06/2032	US	EUR	342,950	295,800	0.01		
BP Capital Markets 4.323% 15/05/2035 EMTN	NL	EUR	244,964	270,879	0.01		
Genesis Energy 8.875% 15/04/2030	US	USD	248,428	257,625	0.00		
Consor Natural Resources 5.10% 29/03/2026	US	USD	244,964	245,408	0.00		
TotalEnergies Cap. Infl. 1.66% 22/07/2026 EMTN	FR	GBP	195,972	228,656	0.00		
TotalEnergies Capital Intl. 1.618% 18/05/2040 EMTN	FR	EUR	244,964	195,361	0.00		
Eni 3.625% 19/05/2027 EMTN	IT	EUR	146,779	156,856	0.00		
QatarEnergy 5.50% 12/07/2031 Reg S	QA	USD	232,811	155,582	0.00		
QatarEnergy 3.25% 12/07/2041 Reg S	QA	USD	203,710	146,234	0.00		
Cheniere Energy	US	USD	739	118,839	0.00		
Nostrum Oil & Gas	NL	GBP	368,378	25,999	0.00		
			76,704,028	1.46			
公益事業							
National Grid	GB	GBP	1,543,719	20,244,563	0.39		
Renewables Infrastructure Group	GB	GBP	15,792,553	17,259,310	0.33		
EDF 4.00% VRN (Perpetual)	FR	EUR	7,478,471	7,955,782	0.15		
Energia Grp Rco Fin. DAC 6.875% 31/07/2028 Reg S	IE	EUR	6,505,490	7,204,983	0.14		
CMS Energy	US	USD	97,287	5,874,170	0.11		
EDF 9.125% VRN (Perpetual) Reg S	FR	USD	5,254,930	5,700,266	0.11		
EDF 6.00% VRN (Perpetual) EMTN	FR	GBP	3,794,515	4,648,315	0.09		
Iberdrola 1.575% VRN (Perpetual)	ES	EUR	3,582,635	3,461,520	0.07		
Thames Water Utilities Fin. 4.00% 18/04/2027 EMTN	GB	EUR	3,629,675	3,400,704	0.06		
EnBW 2.125% VRN 31/08/2081	DE	EUR	3,739,256	3,229,510	0.06		
JSW Hydro Energy 4.125% 18/05/2031 Reg S	IN	USD	2,978,600	2,601,231	0.05		
Citigroup Litrindo 4.95% 14/09/2026 Reg S	US	USD	2,696,727	2,388,094	0.05		
SSE	GB	GBP	1,235,315	2,571,575	0.05		
Greenko Pow 4.30% 13/12/2028 Reg S	MU	USD	2,834,697	2,531,388	0.05		
Electricity Nu 8.875% 25/03/2026	GB	GBP	1,789,819	2,375,951	0.05		
Green Power Holdings 1.25% 22/07/2027 Reg S	AE	USD	2,011,712	1,823,416	0.03		
EDF 5.50% VRN (Perpetual) EMTN	FR	EUR	1,413,500	1,649,985	0.03		
EDF 3.75% VRN (Perpetual)	FR	EUR	1,663,510	1,555,357	0.03		
Southern	US	USD	20,886	1,549,962	0.03		
Enel	IT	EUR	220,145	1,453,899	0.03		
TenneT Holding 4.625% VRN (Perpetual)	NL	EUR	1,186,683	1,262,187	0.02		
Pakistan Wat. & Pow. Dev Auth 7.50% 04/06/2031	PK	USD	1,628,481	1,206,623	0.02		
ContourGlobal Power 3.125% 01/01/2028 Reg S	LU	EUR	1,057,941	1,039,477	0.02		
Instituto Costarricense 6.375% 15/05/2043 Reg S	CR	USD	1,154,954	992,651	0.02		
Abu Dhabi National Energy 4.375% 24/01/2029 Reg S	AE	USD	994,809	954,335	0.02		
Sempra Energy	US	USD	987,304	890,642	0.02		
Israel Electric 4.25% 14/08/2028 GMTN	IL	USD	864,507	785,472	0.01		
TenneT Holding 4.875% VRN (Perpetual)	NL	EUR	509,869	606,554	0.01		
QatarEnergy 5.125% VRN 14/03/2024	QA	EUR	515,271	515,271	0.01		
Teollisuuden Voima 1.125% 09/03/2026 EMTN	FI	EUR	449,035	453,590	0.01		
PacificCorp 5.35% 01/12/2053	US	USD	489,929	431,786	0.01		
EDF 3.875% 12/07/2027 EMTN	FR	EUR	342,950	366,257	0.01		
Vedant Environment 1.25% 19/05/2028 EMTN	FR	EUR	342,950	322,014	0.01		
TenneT Holding BV 3.875% 28/10/2028 EMTN	NL	EUR	293,957	316,780	0.01		
Snam 4.00% 27/11/2029 EMTN	IT	EUR	293,957	305,482	0.01		
AZA 2.50% 15/06/2026 EMTN	IT	EUR	342,950	237,810	0.01		
Verbund 0.75% 01/04/2041	AT	EUR	244,964	234,088	0.01		
Iberdrola International 2.500% VRN (Perpetual)	NL	EUR	205,812	225,000	0.01		
Orsted 5.20% VRN 18/02/2022	DK	EUR	205,812	225,000	0.01		
Drax Fincos 6.625% 01/11/2025 144A	GB	USD	167,256	167,256	0.00		
TotalEnergies 3.625% 15/07/2033 EMTN	ES	EUR	146,979	157,134	0.00		
Saudi Electricity Sukuk Prog. 5.684% 11/04/2053	KY	USD	146,979	140,272	0.00		
Orsted 2.50% VRN 18/02/2021	DK	GBP	143,900	129,940	0.00		
Engie 3.50% 27/09/2029 EMTN	FR	EUR	48,993	52,183	0.00		
APA Infrastructure 3.125% 18/07/2031	AU	GBP	48,993	51,144	0.00		
				112,741,587	2.15		
素材							
UPM-Kymmene	FI	EUR	558,607	19,648,104	0.37		
Packaging Corp of America	US	USD	105,425	18,291,151	0.35		
Celanese US Holdings 4.777% 19/07/2026	US	EUR	414,155	4,774,000	0.09		
Air Water	JP	JPY	264,555	3,983,337	0.08		
West China Cement 4.95% 08/07/2026	GB	USD	3,638,682	2,968,255	0.06		
BHP Group	AU	AUD	94,500	2,516,785	0.05		
Rio Tinto	GB	GBP	36,002	2,465,187	0.05		
Graphic Packaging Holding	US	USD	80,622	2,107,471	0.04		
Chemours 5.375% 15/05/2027	US	USD	1,394,554	1,527,847	0.03		
Huhtamaki 4.25% 09/06/2027	FI	EUR	1,125,186	1,204,249	0.02		
ABIA Investment 5.45% 24/01/2028	SG	USD	1,191,687	1,174,986	0.02		
Huhtamaki Oyj 5.125% 24/11/2028	FI	EUR	894,033	985,855	0.02		
Canpack 3.125% 01/11/2025 144A	SU	USD	1,007,696	967,521	0.02		
Canpack 3.125% 01/11/2025 Reg S	SU	USD	1,002,356	962,366	0.02		
Central Asia Metals	GB	GBP	308,918	808,453	0.02		
Suzano Austria 6.00% 15/01/2029	AT	USD	754,893	727,977	0.01		
Valcan Material 3.50% 01/06/2030	US	USD	783,886	706,476	0.01		
Dow Chemical 6.90% 15/05/2035	US	USD	635,907	701,570	0.01		
ICI Group	IL	USD	145,547	686,781	0.01		
Norsk Hydro	NO	NOK	108,411	675,942	0.01		
INEOS Quatro Finance 8.50% 15/03/2029 Reg S	GB	EUR	458,578	513,783	0.01		
Perenti Finance 7.50% 26/04/2029 Reg S	AU	USD	438,899	444,510	0.01		
BHP Billiton Finance (US) 4.875% 27/02/2026	AU	USD	342,950	339,758	0.01		
LANXESS 0.625% 01/12/2029 EMTN	DE	EUR	342,950	299,333	0.01		
Air Liquide Finance 2.875% 16/09/2032 EMTN	FR	EUR	195,972	201,821	0.00		
Linde	US	USD	358	157,469	0.00		
PPG Industries 2.75% 01/06/2029	US	EUR	97,986	100,116	0.00		
Zijin Mining Group (A)	CN	CNY	37,428	90,244	0.00		
James Hardie Industries CDI	IE	AUD	1,455	50,687	0.00		
Corteva	US	USD	782	42,685	0.00		
				70,024,715	1.33		
資本財・サービス							
RELEX (NL)	GB	EUR	786,188	32,508,091	0.62		
Legrand	FR	EUR	268,846	27,822,903	0.53		
Wolters Kluwer	NL	EUR	139,954	21,043,849	0.40		
Hubbell (B)	US	USD	54,928	20,704,647	0.39		
Cie de Saint-Gobain	FR	EUR	253,313	20,206,864	0.38		
Vinci	FR	EUR	167,345	19,712,719	0.38		
Paychex	US	USD	126,656	15,074,627	0.29		
ITOCHEU	JP	JPY	256,649	11,632,647	0.22		
Kanalsu	JP	JPY	336,965	10,130,658</			

国コード	通貨	株数または額面		時価 (米ドル)	% Net Assets	国コード	通貨	株数または額面		時価 (米ドル)	% Net Assets
		価額	価額					価額	価額		
Dollar Tree	US	USD	421	49,657	0.00	3i Group	GB	GBP	79,573	2,865,754	0.05
Cosino Guichard Perrachon	FR	EUR	382,676	1,174,604	0.01	Marriott Group	US	USD	186,266	2,857,945	0.05
Cosino Guichard Perrachon WTS 27/04/2029	FR	EUR	382,676	164,000	0.00	Standard Chartered 6.17% VRN 09/01/2027 Reg S	GB	USD	2,844,101	2,855,423	0.05
				173,282,088	3.30	Miroe Asset Securities 1.375% 07/07/2024	KR	USD	2,659,387	2,634,748	0.05
						Sompo Holdings	JP	JPY	151,984	2,613,875	0.05
ヘルスケア						Sumitomo Mitsui Financial Group	JP	JPY	45,856	2,612,275	0.05
Sanofi	FR	EUR	273,761	27,225,934	0.52	Societe Generale 9.375% VRN (Perpetual) 144A	FR	EUR	2,499,528	2,550,525	0.05
Roche Holding	CH	CHF	102,988	24,765,951	0.47	Barclays 4.898% FRN 12/05/2026	GB	EUR	2,353,519	2,529,672	0.05
Novartis	CH	CHF	248,236	24,097,004	0.46	Ford Motor Credit 7.35% 04/11/2027	US	USD	2,406,299	2,491,669	0.05
Boyer 3.75% VRN 01/07/2074	DE	EUR	17,135,401	15,493,441	0.26	NotWest Group 1.043% VRN 14/09/2023 EMTN	GB	EUR	2,567,127	2,440,404	0.05
Nobel Healthcare Holding 7.50% 21/08/2026 Reg S	DE	EUR	44,888,809	44,888,809	0.84	KombiBank 5.645% VRN 02/10/2031 EMTN	US	USD	2,611,267	2,611,267	0.05
Astellas Pharmaceutical	JP	JPY	282,797	2,722,632	0.05	AerCap Ireland Capital DAC 2.45% 29/10/2026	IE	USD	2,600,679	2,405,128	0.05
Bristol-Myers Squibb	US	USD	54,712	2,438,801	0.05	Metropolitan Bank & Trust	PH	PHP	1,982,741	2,402,553	0.05
AstraZeneca (GB)	GB	GBP	14,824	2,237,516	0.04	Societe Generale 7.875% VRN (Perpetual) EMTN	FR	EUR	2,157,603	2,377,389	0.05
Chephlapharm Arzneimittel 7.50% 15/05/2030 Reg S	DE	EUR	1,849,502	2,079,186	0.04	Nanyang Commercial Bank 6.50% VRN (Perpetual)	HK	USD	2,350,141	2,356,019	0.04
Cigna Group	US	USD	4,362	1,954,546	0.03	Nationwide Building Society 5.875% VRN (Perpetual)	GB	GBP	1,869,618	2,321,742	0.04
Boyer 3.125% VRN 11/21/2079	DE	EUR	1,506,116	1,422,847	0.03	Bank Leumi Le-Israel 7.129% VRN 18/07/2033	IL	USD	2,245,541	2,174,833	0.04
Boyer 4.50% VRN 25/03/2082	US	USD	1,256,165	1,258,836	0.02	Partners Group Holding	CH	CHF	1,665	2,158,437	0.04
UnitedHealth Group	US	USD	2,518	1,217,464	0.02	Alpha Services & Holdings 11.875% VRN (Perpetual)	GR	EUR	1,835,556	2,148,087	0.04
Teva Pharmaceutical III 5.125% 09/05/2029	US	USD	1,194,084	1,132,872	0.02	Jenrol Finco 7.875% 15/04/2030 Reg S	GB	GBP	1,721,496	2,129,002	0.04
ResMed	US	USD	4,654	989,915	0.02	Hyundai Marine & Fire Insurance	KR	KRW	93,797	2,119,987	0.04
UnitedHealth Group 6.05% 15/02/2063	US	USD	832,879	866,068	0.02	AXA	FR	EUR	60,246	2,088,149	0.04
Johnson & Johnson 3.625% 05/03/2037	US	USD	753,886	866,659	0.01	Commerzbank 4.00% VRN 05/12/2030 EMTN	DE	EUR	1,929,110	2,039,380	0.04
Amgen	US	USD	2,312	450,783	0.01	Ally Financial 5.75% 20/11/2025	US	USD	1,995,556	1,978,639	0.04
CVS Health 5.00% 30/01/2029	US	USD	785,195	426,812	0.01	EBRD 30.25% 08/09/2025 GMTN	US	USD	1,830,618	1,810,735	0.04
Sawai Group Holdings	JP	JPY	15,873	592,880	0.01	Banca Mon. dei Paschi 4.75% VRN 15/03/2029 EMTN IT	IT	EUR	1,616,251	1,740,736	0.03
Chephlapharm Arzneimittel 5.50% 15/01/2028 144A	DE	EUR	586,849	552,260	0.01	Ford Motor Credit 5.125% 20/02/2029 EMTN	US	EUR	1,538,571	1,708,585	0.03
Almiral 2.125% 30/09/2026 Reg S	ES	EUR	53,677	549,192	0.01	Garfunkelec Holdco 3 7.75% 01/11/2025 Reg S	LU	GBP	1,838,772	1,621,652	0.03
Novartis 3.24% 23/09/2028	LU	EUR	342,950	318,417	0.01	Bank of East Asia 5.875% VRN (Perpetual) EMTN	HK	USD	1,665,514	1,603,057	0.03
GlossomithKline Capital 1.625% 15/02/2035 EMTN	GB	GBP	342,950	305,363	0.01	ING Group 4.875% VRN 14/11/2027 EMTN	NL	EUR	1,360,300	1,488,848	0.03
Roche Holding (BR)	CH	CHF	455	119,501	0.00	AerCap Ireland 4.45% 01/10/2025	IE	USD	1,492,750	1,464,785	0.03
Stryker 3.375% 11/11/2028	US	USD	97,986	104,111	0.00	Standard Chartered 7.776% VRN 16/11/2025 144A	GB	USD	1,439,770	1,452,356	0.03
Novartis 3.24% 23/09/2028	LU	EUR	100,668	100,668	0.00	Goci First Investment 4.75% 14/02/2030	KY	USD	1,515,272	1,449,191	0.03
Stryker 0.75% 01/03/2029	US	EUR	97,986	91,874	0.00	EBRD 30.25% 08/09/2025 GMTN	US	USD	52,412,190	1,410,880	0.03
Merck 2.875% VRN 25/06/2079	DE	EUR	48,993	48,962	0.00	MDGH 2.875% 21/05/2030 GMTN	AE	USD	1,600,577	1,393,771	0.03
Biogen	US	USD	199	43,124	0.00	BNP Paribas 9.25% VRN (Perpetual) Reg S	FR	USD	1,240,379	1,317,450	0.03
Zoetis (A)	US	USD	180	28,798	0.00	OneMain Finance 9.00% 15/01/2029	US	USD	1,227,868	1,290,874	0.02
				117,127,921	2.23	Fortune Star 8.75% 19/10/2025	US	USD	1,362,607	1,278,033	0.02
						Asahi Mutual 6.90% VRN (Perpetual)	JP	USD	1,115,723	1,138,930	0.02
						Tryg	DK	DKK	56,839	1,127,751	0.02
金融						Nanyang Com 7.35% VRN 31/12/2199 (Perpetual)	HK	USD	1,082,489	1,108,061	0.02
Deutsche Boerse	DE	EUR	165,986	32,126,582	0.61	Bank Millennium 9.875% VRN 18/09/2027 EMTN	PL	EUR	959,452	1,091,760	0.02
Barclays 7.125% VRN (Perpetual)	GB	GBP	22,674,724	27,999,644	0.53	Netwest Group	GB	GBP	282,940	1,074,564	0.02
Muenchener Rueckversicherungs-Gesellschaft	DE	EUR	37,601	25,368,442	0.48	Huorung Finance 2019 4.25% VRN (Perpetual) GMTN	VG	USD	1,106,228	1,055,076	0.02
Progressive	US	USD	121,240	19,659,439	0.38	Huorung Finance 2019 3.375% 24/02/2020 EMTN	VG	USD	1,234,417	1,037,688	0.02
BlackRock	US	USD	31,179	23,598,729	0.45	Huorung Finance 2019 4.50% 29/05/2029 EMTN	VG	USD	1,160,352	1,036,879	0.02
BlackRock	US	USD	24,511,359	21,520,780	0.41	Huorung Finance 2017 4.75% 27/04/2027	VG	USD	1,106,228	1,036,879	0.02
Capital One	US	USD	102,793	21,412,910	0.41	Stand Chartered 6.187% VRN 06/07/2027 Reg S	GB	USD	1,029,314	1,035,537	0.02
Zurich Insurance Group	CH	CHF	43,620	21,121,570	0.40	Huorung Finance 2017 4.25% 07/11/2027 EMTN	VG	USD	1,125,219	1,025,975	0.02
KBC Group 4.25% VRN (Perpetual)	BE	EUR	20,105,081	20,489,596	0.39	Tianjin State-OCI & Management -1.60% 17/12/2039	CN	USD	4,182,775	990,878	0.02
Allianz	DE	EUR	67,604	19,256,786	0.37	Lloyds Bank 1.625% 22/04/2025 EMTN	GB	GBP	777,877	999,868	0.02
Swire (A)	HK	USD	152,323	18,115,333	0.35	Toronto Motor Credit 3.80% 24/10/2025 EMTN	US	USD	979,858	958,734	0.02
ABN AMRO Bank 4.75% VRN (Perpetual)	NL	EUR	16,782,608	16,716,692	0.32	HSBC Holdings 2.09% VRN 04/06/2026	GB	USD	979,858	939,575	0.02
BNP Paribas 3.75% VRN (Perpetual) Reg S	FR	USD	16,460,115	16,491,842	0.31	ASX Nederland	NL	EUR	10,956	928,562	0.02
Admiral Group	GB	GBP	394,689	13,478,383	0.26	Fidelity National Information Services	US	USD	12,643	867,723	0.02
Santander UK Group 4.75% VRN (Perpetual)	GB	GBP	10,245,505	12,836,610	0.24	Intesa Sanpaolo 5.875% VRN (Perpetual) EMTN	IT	EUR	865,869	865,869	0.02
KBC Group 8.00% VRN (Perpetual)	BE	EUR	11,217,707	12,739,993	0.24	Ford Motor Credit 4.445% 14/02/2030 EMTN	US	EUR	795,418	865,796	0.02
Standard Chartered 1.20% VRN 23/09/2031 EMTN	GB	USD	12,556,857	12,070,927	0.23	Ibercaja Banco 3.75% VRN 15/06/2025	ES	GBP	797,806	851,766	0.02
Tokio Marine Holdings	JP	JPY	354,700	11,220,903	0.21	Co-Operative Bank Fin. 9.00% VRN 27/11/2025	GB	GBP	666,536	847,583	0.02
Deutsche Bank 4.50% VRN (Perpetual)	DE	EUR	12,264,692	11,186,354	0.21	KeyCorp 2.25% 06/04/2027 MTN	US	USD	930,865	832,696	0.02
Real Estate Credit Investments Fund	GB	GBP	7,068,147	10,304,185	0.20	DH Europe Finance 5.25% 15/11/2039	LU	USD	1,077,843	831,994	0.02
Erste Group Bank 4.25% VRN (Perpetual)	AT	EUR	9,871,582	9,386,617	0.19	Ford Motor Credit 6.8% 05/04/2026 EMTN	US	GBP	657,193	814,869	0.02
BNP Paribas 4.25% VRN (Perpetual) Reg S	FR	USD	10,170,721	9,092,013	0.17	Piraeus Financial 5.50% VRN 19/02/2030 EMTN	GR	EUR	769,515	813,958	0.02
Standard Chartered 7.014% VRN (Perpetual) Reg S	GB	USD	8,974,165	9,090,569	0.17	Synchrony Financial 7.25% 02/02/2033	US	USD	804,890	791,106	0.02
Singapore Exchange	SG	SGD	1,222,420	8,365,109	0.16	Bankline Highway Finance 3.85% 15/03/2052	US	USD	1,028,850	783,403	0.01
NotWest Group 6.00% VRN (Perpetual)	GB	USD	8,390,844	8,176,176	0.16	Air Lease Sukuk 5.85% 01/04/2028 Reg S	KY	USD	783,886	778,355	0.01
Piraeus Financial Hlgs 8.75% VRN (Perpetual)	GR	EUR	6,850,219	7,265,835	0.14	Banko Santander 9.625% VRN (Perpetual)	ES	USD	718,392	754,890	0.01
AXA 3.375% VRN (Perpetual) EMTN	FR	EUR	5,982,777	6,563,760	0.12	Ford Motor Credit 6.95% 04/05/2026	US	USD	739,932	750,195	0.01
Societe Generale 4.75% VRN (Perpetual) Reg S	FR	EUR	6,984,892	6,209,334	0.12	DBS Group Holdings	SG	SGD	29,323	748,703	0.01
BNP Paribas 4.50% VRN (Perpetual) Reg S	FR	USD	7,777,610	6,195,123	0.12	Ally Financial 5.75% 14/02/2033	US	USD	749,565	749,565	0.01
Nationwide Building Society 5.75% VRN (Perpetual)	GB	GBP	5,234,930	6,116,808	0.12	AXA 5.125% VRN 17/01/2047 EMTN	FR	USD	745,893	719,810	0.01
KIG (KWID) 2.52% 23/03/2026 EMTN	DE	CNY	44,550,361	6,108,731	0.12	Credit Agricole 1.00% VRN 22/04/2026 EMTN	FR	EUR	680,900	712,048	0.01
Co-Operative Bank Fin. 6.00% VRN 06/04/2027	GB	GBP	4,888,686	6,097,081	0.12	Ford Motor Credit 4.687% 09/06/2025	US	USD	719,527	708,669	0.01
USBS Group 8.625% VRN (Perpetual)	US	USD	5,902,717	5,894,656	0.11	KBC Group	BE	EUR	795,418	705,405	0.01
HSBC Holdings 6.544% VRN 16/11/2032	GB	EUR	4,445,546	5,045,190	0.10	Barclays 9.25% VRN (Perpetual)	GB	GBP	522,106	669,817	0.01
Erste Group Bank 3.125% VRN (Perpetual) EMTN	AT	EUR	4,741,562	4,923,689	0.09	BFCM 3.875% VRN 16/06/2032	FR	EUR	636,907	668,905	0.01
Commerzbank 6.125% VRN 06/12/2032 EMTN	DE	EUR	4,056,900	4,535,019	0.09	Garfunkelec Holdco 3 6.75% 01/11/2025 Reg S	BM	USD	636,907	624,401	0.01
USBS Group 8.625% VRN (Perpetual)	US	USD	4,180,357	4,401,871	0.08	RenaissanceRe Holdings 3.75% 05/06/2033	US	USD	636,907	624,401	0.01
USBS Group 6.00% VRN 14/01/2028 EMTN	CH	EUR	4,462,654	4,364,793	0.08	Kookmin Bank 1.375% 06/05/2026 144A	KR	USD	636,907	585,878	0.01
Morgan Stanley 4.65% VRN 02/03/2029	US										

国コード	通貨	株数または額面			時価 (米ドル)	% Net Assets	国コード	通貨	株数または額面			時価 (米ドル)	% Net Assets			
		額面	株数	額面					額面	株数	額面					
Barclays 6.375% VRN (Perpetual)	GB	GBP	253,204	305,755	0.01	Indonesia 7.00% 15/09/2030	ID	IDR	44,550,361,139	2,712,861	0.05	RO	RON	15,129,253	2,647,911	0.05
NAD Holdings 5.99% 22/01/2032	JP	USD	367,447	302,005	0.01	Romania 5.00% 12/02/2029	RO	RON	15,129,253	2,647,911	0.05	PE	USD	2,217,526	2,643,291	0.05
Banco Santander 6.527% VRN 07/11/2027	ES	USD	293,957	298,928	0.01	Peru 8.75% 21/11/2030	PE	USD	2,217,526	2,643,291	0.05	ID	IDR	41,929,751,660	2,501,783	0.05
MGH GMTN RSC 3.00% 28/02/2027 GMTN	AE	USD	320,115	298,345	0.01	Indonesia 5.50% 15/04/2026	ID	IDR	41,929,751,660	2,501,783	0.05	PL	PLN	10,482,438	2,471,400	0.05
Royal Bank of Canada 3.625% 14/06/2027 EMTN	CA	GBP	244,964	291,501	0.01	Poland 5.75% 25/05/2027	PL	PLN	10,482,438	2,471,400	0.05	MX	MXN	47,170,971	2,560,110	0.04
Leag (Netherlands) 4.25% 06/04/2035	NL	EUR	342,950	286,379	0.01	Mexico 7.50% 26/09/2033	MX	MXN	47,170,971	2,560,110	0.04	HU	HUF	2,033,097	2,268,011	0.04
Greife Finance 7.875% 06/04/2027 EMTN	EUR	EUR	244,964	286,379	0.01	Hungary 7.625% 29/03/2041	CZ	CZK	54,613,502	2,163,353	0.04	CL	CLP	2,096,487,583	2,045,364	0.04
Mitsubishi UFJ Fin. Grp 4.656% VRN 07/06/2031 EMTN JP	EUR	EUR	244,964	274,071	0.01	Czech Republic 2.75% 23/07/2029	CZ	CZK	54,613,502	2,163,353	0.04	HK	HKD	17,872,557	2,005,494	0.04
Bellus Bank 3.625% VRN (Perpetual)	BE	EUR	271,594	273,499	0.01	Chile 4.70% 01/09/2030	CL	CLP	2,096,487,583	2,045,364	0.04	BR	BRL	1,716,982	2,045,364	0.04
Brambles Finance 4.25% 22/03/2031 EMTN	GB	EUR	244,964	269,760	0.01	Hong Kong 1.89% 02/03/2032	HK	HKD	17,872,557	2,005,494	0.04	CZ	CZK	53,984,555	1,894,714	0.04
Rosenstein Bank Intl. 7.375% VRN 20/12/2032	AT	USD	195,972	269,435	0.01	Brazil 11.25% 16/04/2030 Reg S	BR	USD	1,716,982	2,045,364	0.04	ID	IDR	1,891,591	1,820,671	0.03
OneMain Finance 4.00% 15/09/2030	US	USD	310,656	261,839	0.00	Czech Republic 2.00% 13/10/2033	CZ	CZK	53,984,555	1,894,714	0.04	ID	IDR	30,999,069,954	1,781,638	0.03
Commerzbank 0.75% VRN 14/05/2026 EMTN	DE	EUR	244,964	254,255	0.00	Indonesia 2.30% 23/06/2025 Reg S	ID	USD	1,891,591	1,820,671	0.03	KZ	USD	1,600,577	1,755,990	0.03
Clarian Funding 3.125% 19/04/2048 EMTN	GB	GBP	293,957	248,013	0.00	Indonesia 6.375% 15/04/2032	ID	IDR	30,999,069,954	1,781,638	0.03	US	USD	1,804,286	1,620,597	0.03
Lloyd Banking Group 2.707% VRN 03/12/2035	GB	GBP	244,964	244,526	0.00	Kazakhstan 6.50% 21/07/2045 Reg S	KZ	USD	1,600,577	1,755,990	0.03	RO	USD	1,698,227	1,666,199	0.03
Barclays 5.875% VRN (Perpetual)	GB	GBP	169,746	210,172	0.00	US Treasury 4.50% 30/11/2024**	US	USD	1,723,071	1,714,655	0.03	BR	USD	1,716,982	1,663,256	0.03
Societe Generale 1.125% VRN 21/04/2026 EMTN	FR	EUR	195,972	203,706	0.00	Romania 5.875% 30/01/2029 Reg S	RO	USD	1,698,227	1,666,199	0.03	ID	IDR	24,403,115,466	1,624,721	0.03
Deutsche Bank 7.125% VRN (Perpetual)	DE	GBP	169,746	196,991	0.00	Brazil 2.875% 06/06/2025	BR	USD	1,716,982	1,663,256	0.03	SA	USD	1,658,779	1,607,858	0.03
Chubb INA Holdings 1.55% 15/03/2028	US	EUR	195,972	195,962	0.00	Indonesia 8.75% 15/05/2031	ID	IDR	24,403,115,466	1,624,721	0.03	PL	USD	1,571,475	1,603,722	0.03
Manulife Financial 5.03% 16/03/2032	CA	USD	195,972	175,067	0.00	Abu Dhabi 3.125% 16/04/2030 Reg S	AE	USD	1,804,286	1,620,597	0.03	ID	IDR	22,144,150,096	1,547,231	0.03
Gac First Investment 4.875% 14/02/2035	KY	USD	174,608	161,243	0.00	Saudi Arabia 4.75% 16/01/2030 Reg S	SA	USD	1,658,779	1,607,858	0.03	HU	HUF	664,062,442	1,544,315	0.03
Standard Chartered 2.50% VRN 09/09/2030	GB	EUR	146,979	153,208	0.00	Poland 5.75% 16/11/2032	PL	USD	1,571,475	1,603,722	0.03	CZ	CZK	41,667,691	1,456,387	0.03
Barclays 8.00% VRN (Perpetual)	GB	USD	149,942	150,154	0.00	Indonesia 9.50% 15/07/2031	ID	IDR	22,144,150,096	1,547,231	0.03	BR	BRL	7,979,756	1,432,634	0.03
Nova Scotia 3.55% 07/12/2026	CA	USD	146,979	146,455	0.00	Hungary 4.75% 24/11/2032	HU	HUF	664,062,442	1,544,315	0.03	DE	EUR	1,358,068	1,426,416	0.03
Cooperatieve Rabobank 5.375% 03/08/2060 EMTN	NL	GBP	97,986	127,202	0.00	Romania 8.25% 29/09/2032	RO	RON	6,079,814	1,416,598	0.03	RO	RON	6,551,524	1,400,327	0.03
Aviva 6.687% VRN (Perpetual)	GB	GBP	105,639	123,201	0.00	Czech Republic 1.20% 15/03/2031	CZ	CZK	41,667,691	1,456,387	0.03	MA	USD	1,600,577	1,368,107	0.03
Societe Generale 5.25% VRN 06/09/2033 EMTN	FR	EUR	97,986	107,064	0.00	Brazil Notas Do Tesouro 10.00% 01/01/2031	BR	BRL	7,979,756	1,432,634	0.03	UZ	USD	1,437,609	1,319,897	0.03
Visa 2.70% 15/04/2040	US	EUR	146,979	104,501	0.00	Ecuador 3.50% 31/07/2029 Reg S	EC	USD	1,358,068	1,426,416	0.03	CZ	CZK	37,107,830	1,305,697	0.02
Energy Group 4.400% VRN 07/06/2033 EMTN	AT	EUR	107,986	102,716	0.00	South Africa 4.875% 14/04/2026	ZA	USD	1,338,664	1,298,531	0.02	UZ	USD	1,437,609	1,319,897	0.03
Morgan Stanley 1.342% VRN 23/10/2026 EMTN	US	EUR	97,986	100,856	0.00	Romania 6.70% 25/02/2032	RO	RON	6,551,524	1,400,327	0.03	CZ	CZK	37,107,830	1,305,697	0.02
BP Capital Markets 4.812% 15/02/2033	US	USD	97,986	93,919	0.00	Morocco 5.50% 11/12/2042 Reg S	MA	USD	1,600,577	1,368,107	0.03	SA	USD	1,338,664	1,298,531	0.02
Commonwealth Bank of Australia	AU	AUD	1,008	74,456	0.00	Uzbekistan 5.375% 20/02/2029 Reg S	UZ	USD	1,437,609	1,319,897	0.03	QA	USD	1,251,360	1,228,688	0.02
Bank Negara Indonesia Persero (L)	ID	IDR	202,208	65,187	0.00	Czech Republic 0.95% 15/05/2030	CZ	CZK	37,107,830	1,305,697	0.02	EG	USD	1,047,650	803,665	0.02
Visa	US	USD	65,713	60,216	0.00	South Africa 4.875% 14/04/2026	ZA	USD	1,338,664	1,298,531	0.02	EG	USD	1,047,650	803,665	0.02
Morgan Stanley	US	USD	383	34,820	0.00	Saudi Arabia 5.75% 16/01/2054 Reg S	SA	USD	1,338,664	1,298,531	0.02	EG	USD	1,047,650	803,665	0.02
Everest Re Group	BM	USD	96	34,664	0.00	Qatar 3.40% 16/04/2025 Reg S	QA	USD	1,251,360	1,228,688	0.02	EG	USD	1,047,650	803,665	0.02
Ayden	NL	EUR	28	35,671	0.00	Indonesia 7.75% 15/04/2031	ID	IDR	17,678,107,422	1,129,398	0.02	EG	USD	1,047,650	803,665	0.02
AlIA Group	HK	HKD	4,504	33,105	0.00	Ecuador 3.50% 31/07/2029 Reg S	EC	USD	2,033,097	1,124,088	0.02	EG	USD	1,047,650	803,665	0.02
				698,197,078	13.30	Chile 4.95% 05/01/2036	CL	USD	1,187,187	1,113,285	0.02	EG	USD	1,047,650	803,665	0.02
						Argentina 3.50% 09/07/2041	AR	USD	2,502,720	1,098,521	0.02	EG	USD	1,047,650	803,665	0.02
						Dominican Republic 5.875% 30/01/2060 Reg S	DO	USD	1,187,337	977,475	0.02	EG	USD	1,047,650	803,665	0.02
						Indonesia 8.25% 15/05/2036	ID	USD	13,692,684,527	911,568	0.02	EG	USD	1,047,650	803,665	0.02
						Indonesia 7.50% 15/04/2040	ID	USD	14,256,155,565	900,237	0.02	EG	USD	1,047,650	803,665	0.02
						Indonesia 8.25% 15/06/2032	ID	USD	13,600,965,195	895,857	0.02	EG	USD	1,047,650	803,665	0.02
						Malaysia Wakala Sukuk 2.07% 28/04/2031 Reg S	MY	USD	1,076,572	894,021	0.02	EG	USD	1,047,650	803,665	0.02
						Panama 9.375% 01/04/2029	PA	USD	791,558	866,475	0.02	EG	USD	1,047,650	803,665	0.02
						Hungary 5.00% 05/04/2041	HU	HUF	518,880,677	845,104	0.02	EG	USD	1,047,650	803,665	0.02
						Trinidad & Tobago 4.50% 04/08/2026 Reg S	TT	USD	873,042	845,104	0.02	EG	USD	1,047,650	803,665	0.02
						Mongolia 5.125% 07/04/2026 Reg S	MN	USD	873,042	844,255	0.02	EG	USD	1,047,650	803,665	0.02
						Egypt 10.875% 28/02/2026 Reg S	EG	USD	785,738	814,126	0.02	EG	USD	1,047,650	803,665	0.02
						Egypt 8.50% 31/01/2047 Reg S	EG	USD	1,047,650	803,665	0.02	EG	USD	1,047,650	803,665	0.02
						Hungary 9.125% 15/07/2030	HU	USD	727,535	784,717	0.02	EG	USD	1,047,650	803,665	0.02
						Indonesia 7.50% 15/06/2035	ID	USD	12,484,585,557	784,595	0.01	EG	USD	1,047,650	803,665	0.02
						Argentina 0.75% 09/07/2030	AR	USD	1,338,664	777,108	0.01	EG	USD	1,047,650	803,665	0.02
						Chile 5.53% 05/01/2056	CL	USD	814,839	746,902	0.01	EG	USD	1,047,650	803,665	0.02
						Indonesia 6.626% 15/05/2033	ID	USD	12,316,684,550	741,926	0.01	EG	USD	1,047,650	803,665	0.02
						Indonesia 8.875% 15/04/2039	ID	USD	10,791,667,834	734,986	0.01	EG	USD	1,047,650	803,665	0.02
						Indonesia 8.875% 15/03/2034	ID	USD	10,692,086,673	710,851	0.01	EG	USD	1,047,650	803,665	0.02
						Philippine 9.50% 02/02/2030	PH	USD	587,848	707,581	0.01	EG	USD	1,047,650	803,665	0.02
						Colombia 6.125% 18/01/2041	CO	USD	838,120	691,683	0.01	EG	USD	1,047,650	803,665	0.02
						Romania 4.75% 11/10/2034	RO	RON	3,799,884	687,027	0.01	EG	USD	1,047,650	803,665	0.02
						Indonesia 7.50% 15/08/2032										

国コード	通貨	株数または額面		時価 (米ドル)	% Net Assets
		価額	額面		
Equador 10.06%	USD	116,406	65,948	0.00	
US Treasury 4.625%	USD	35,642	35,642	0.00	
Germany 3.12%	EUR	4,413	4,510	0.00	
			738,675,381	14.07	

オープンエンドファンド

Neuberger Berman Short Dur HY SDG Emgmt Fund	IE	USD	19,345,462	160,180,427	3.05
Fidelity IIF - The US Dollar Fund - A-ACCUSD	IE	USD	2,226	43,990,040	0.84
Neuberger Berman CLO Income Fund	IE	USD	2,824,750	27,456,565	0.52
Fidelity IIF - The Euro Fund - A-ACC-EUR	IE	EUR	1,355	20,648,653	0.39
			252,275,665	4.87	

コミュニケーション・サービス

KDDI	JP	JPY	588,110	16,373,177	0.31
SoftBank	JP	JPY	834,449	10,097,386	0.19
Lorca Telecom Bondco 5.75% 30/04/2029 Reg S	ES	EUR	4,078,194	4,456,524	0.08
AT&T 3.55% 18/11/2025	US	EUR	3,456,952	3,682,106	0.07
CAS Capital No 1 4.00% VRN (Perpetual)	FR	USD	7,532,688	3,996,746	0.07
Orange 5.375% VRN (Perpetual) EMTN	VG	USD	2,991,588	3,313,192	0.06
T-Mobile (US)	US	USD	18,082	2,954,923	0.06
HKT Trust and HKT	HK	HKD	2,292,028	2,534,283	0.05
Vodafone Group 6.25% VRN 03/10/2078	GB	USD	2,341,562	2,338,903	0.04
BCE (CA)	CA	CAD	39,048	2,250,282	0.04
Lorca Telecom Bondco 4.00% 18/09/2027 Reg S	ES	EUR	1,689,564	1,724,449	0.03
IHS Holding 5.625% 29/11/2026 Reg S	KY	USD	1,865,043	1,719,294	0.03
Alice France 11.50% 01/02/2027	FR	EUR	1,880,525	1,633,116	0.03
TDC Net 5.186% 07/08/2029 EMTN	DK	EUR	1,501,700	1,608,651	0.03
Telecom Italia 6.875% 15/02/2028	IT	EUR	1,269,999	1,421,715	0.03
liad 5.625% 15/02/2030	FR	EUR	1,271,595	1,390,496	0.03
Alice (France) 5.50% 15/10/2029 144A	FR	USD	2,113,122	1,384,427	0.03
Hellenic Telecommunications Organization	GR	EUR	90,495	1,380,722	0.03
Eisa (CA)	FI	EUR	30,208	1,365,923	0.03
AT&T 1.70% 25/03/2026	US	USD	1,420,794	1,324,415	0.03
NTT Finance 4.25% 25/07/2025 Reg S	JP	USD	863,791	1,049,636	0.02
liad 5.375% 15/02/2029	FR	EUR	656,351	709,751	0.01
VMED OZ UK Finance 4.50% 15/07/2031 Reg S	GB	GBP	676,606	705,799	0.01
IHS Holding 6.25% 01/02/2028 Reg S	KY	USD	650,656	565,570	0.01
liad Holding 5.125% 15/10/2026 Reg S	FR	EUR	299,205	320,896	0.01
Alice (France) 5.875% 01/02/2027 Reg S	FR	EUR	385,889	300,917	0.01
Universal Music Group 3.00% 30/06/2027 EMTN	NL	EUR	244,964	256,933	0.00
AT&T 4.375% 14/09/2029	US	GBP	195,972	234,587	0.00
Telecom Italia Int'l Fin. 3.75% 01/12/2025 EMTN	IT	EUR	195,972	202,640	0.00
Alice France 4.125% 15/01/2029 Reg S	FR	EUR	282,910	198,398	0.00
Deutsche Telekom Int'l. Fin. 1.50% 03/04/2028 EMTN	NL	EUR	146,979	146,929	0.00
VMED OZ UK Financing 4.00% 31/01/2029 Reg S	GB	GBP	100,453	109,053	0.00
			70,985,719	1.35	

その他の市場で取引される証券

エネルギー

Vier Gas Transport 4.00% 26/09/2027 EMTN	DE	EUR	4,063,309	4,368,434	0.08
Medco Bell PTE 6.375% 30/11/2027 Reg S	SG	USD	4,045,090	3,941,229	0.08
Aker BP 5.60% 15/06/2028 144A	NO	USD	3,663,861	3,663,279	0.07
Medco Oak Tree 7.375% 15/04/2026 Reg S	SG	USD	2,621,712	2,631,415	0.05
Chesapeake Energy 6.65% 15/04/2029 144A	US	USD	2,428,852	2,435,497	0.05
Periana Holding 5.95% 19/04/2026	US	USD	2,326,402	2,293,537	0.04
TechnipFMC 4.50% 01/02/2026 144A	GB	USD	2,143,181	2,141,516	0.04
Civitas Resources 8.00% 01/02/2026 144A	US	USD	1,727,656	1,641,672	0.04
Puma International (Fin. SA) 7.75% 25/04/2029 Reg S	LU	USD	1,775,662	1,798,621	0.03
Venture Global LNG 9.50% 01/02/2029 144A	US	USD	1,625,702	1,749,359	0.03
Cepsa Finance 2.25% 13/02/2026 EMTN	ES	EUR	1,682,476	1,741,116	0.03
Chesapeake Energy 5.80% 01/02/2026 144A	US	USD	1,740,025	1,715,949	0.03
Permian Resources OpCo. 9.875% 15/01/2031 144A	US	USD	1,464,745	1,621,680	0.03
Nabors Index 9.30% 31/01/2030 144A	US	USD	1,526,680	1,577,938	0.03
Rockies Express 3.60% 15/05/2025 144A	US	USD	1,464,112	1,422,231	0.03
HPCL-Mittal Energy 5.45% 22/10/2026	IN	USD	1,062,310	1,417,892	0.03
Banco Energias 8.875% 07/11/2029 144A	BH	USD	1,332,844	1,410,483	0.03
HPCL-Mittal 5.25% 28/04/2027	IN	USD	1,443,319	1,385,091	0.03
USA Compression Finance 7.125% 15/03/2029 144A	US	USD	1,159,426	1,160,034	0.02
EQM Midstream 4.75% 15/01/2031 144A	US	USD	1,194,765	1,093,297	0.02
TechnipFMC 4.50% 01/02/2026 144A	GB	USD	1,002,215	1,023,228	0.02
Howard Mid. Eng Partners 8.875% 15/07/2028 144A	US	USD	930,262	976,169	0.02
Volloure 7.50% 15/04/2032 144A	FR	USD	941,870	957,335	0.02
New Fortress Energy 8.75% 15/03/2029 144A	US	USD	889,059	871,180	0.02
Transocean 8.75% 15/02/2030 144A	US	USD	802,687	837,705	0.02
Banco Energias 9.00% 01/02/2029 144A	US	USD	772,951	818,258	0.02
Transocean Trust 5.60% VRN 07/05/2082	CA	USD	930,865	816,146	0.02
Enxera 9.00% 15/10/2027 144A	CA	USD	791,784	813,094	0.02
Rockies Express Pipeline 4.95% 15/07/2029 144A	US	USD	864,012	799,732	0.02
TechnipFMC 4.50% 01/02/2026 144A	US	USD	827,172	789,147	0.02
Transocean Trian Financing 8.375% 01/02/2028 144A	US	USD	692,180	711,218	0.01
Civitas Resources 8.375% 01/07/2028 144A	US	USD	678,360	708,885	0.01
CITGO Petroleum 8.375% 15/01/2029 144A	US	USD	679,560	704,335	0.01
TotalEnergies Capital Int'l 2.96% 29/06/2041	FR	USD	979,858	701,486	0.01
Vital Energy 7.75% 31/07/2029 144A	US	USD	677,618	683,271	0.01

EQM Midstream Partners 7.50% 01/06/2030 144A	US	USD	624,807	656,677	0.01
Targa Resources Partners 6.50% 15/07/2027	US	USD	654,193	641,999	0.01
Permian Resources OpCo. 7.00% 15/01/2032 144A	US	USD	615,778	630,100	0.01
NGL Energy 8.125% 15/02/2029 144A	US	USD	582,480	591,842	0.01
Global Partners Finance 6.875% 15/01/2029	US	USD	578,111	568,200	0.01
Comstock Resources 5.875% 15/01/2030 144A	US	USD	574,714	524,123	0.01
Hud Oil 6.5% 18/09/2033 Reg S	PE	USD	489,965	489,965	0.01
Weatherford International 8.625% 30/04/2030 144A	BM	USD	425,210	442,584	0.01
Transocean 8.25% 15/05/2029 144A	KY	USD	423,172	422,474	0.01
Sunoco Finance 4.50% 30/04/2030	US	USD	461,130	415,855	0.01
Petrofac 9.75% 15/11/2026 144 (Defaulted)	GB	USD	2,112,368	386,191	0.01
DT Midstream 4.375% 15/04/2031 144A	US	USD	417,444	370,952	0.01
Hilcorp Energy 6.25% 15/04/2032 144A	US	USD	357,740	346,319	0.01
Archrock Partners Finance 6.25% 01/04/2028 144A	US	USD	343,178	336,652	0.01
DT Midstream 4.125% 15/06/2029 144A	US	USD	365,992	335,176	0.01
DTEK Energy 7.00% 02/23/2031 Reg S	NL	USD	618,244	332,244	0.01
Gray Oak Pipeline 2.60% 15/10/2025 144A	US	USD	342,950	326,745	0.01
Harvest Midstream 7.50% 01/09/2028 144A	US	USD	298,056	300,366	0.01
MC Brazil 7.25% 30/06/2031 144A	LU	USD	323,046	279,405	0.01
COG-Holdco 5.50% 15/06/2031	US	USD	239,204	239,275	0.00
Nustrum Oil & Gas Finance 14.00% 30/04/2026 Reg S	NL	USD	939,639	211,419	0.00
Vital Energy 7.875% 15/04/2032 144A	US	USD	177,851	181,083	0.00
Petrofac 9.75% 15/11/2026 Reg S (Defaulted)	GB	USD	64,562	124,897	0.00
Valloure 7.50% 15/04/2032 Reg S	FR	USD	96,246	97,826	0.00
Chana 9.85% 03/02/2037	GH	GHS	1,343,451	35,354	0.00
			62,923,728	1.20	

公益事業

Greencoat Renewables	IE	EUR	51,407,358	46,961,906	0.89
Iberdrola	ES	EUR	2,044,680	25,145,199	0.48
Enel 6.625% VRN (Perpetual) EMTN	IT	EUR	9,273,730	10,719,284	0.20
Enel 6.375% VRN (Perpetual) EMTN	IT	EUR	5,283,588	5,912,114	0.11
Energy-Pro 8.50% 04/02/2027 Reg S	CZ	USD	4,132,365	4,153,646	0.08
Enxera de Portugal 5.943% VRN 23/04/2083 EMTN	PT	EUR	3,286,254	3,666,990	0.07
Greenko Dutch BV 3.85% 29/03/2026 Reg S	NL	USD	3,688,809	3,449,057	0.07
Mong Duong Fin. Holdings 5.125% 07/05/2029 Reg S	NL	USD	3,555,595	3,394,350	0.06
Star Energy Geothermal 6.75% 24/04/2033 Reg S	VG	USD	2,539,793	2,530,528	0.05
EnBW 5.250% VRN 23/01/2084	DE	USD	2,291,032	2,509,050	0.05
Energy-Pro 11.00% 02/11/2028 Reg S	CZ	USD	2,103,079	2,281,841	0.04
ReNew Power 5.875% 05/03/2027 Reg S	IN	USD	2,103,257	2,021,756	0.04
Adani Green Energy 6.70% 12/03/2042 Reg S	IN	USD	1,919,994	1,737,117	0.03
Enel Finance International 6.80% 14/10/2025 144A	NL	USD	1,482,369	1,508,110	0.03
Enel Operations 7.75% 15/10/2031 144A	US	USD	2,04,083	1,238,832	0.02
China Oil & Gas Group 4.70% 30/06/2026	BM	USD	1,322,726	1,149,159	0.02
Engie 1.625% VRN (Perpetual)	FR	EUR	1,031,850	1,048,562	0.02
East Ohio Gas 2.00% 15/08/2030 144A	US	USD	1,126,836	907,572	0.02
Terrafarm Global Cooperative 6.125% 01/03/2026 144A	US	USD	895,563	895,563	0.02
Sempra Global 3.25% 15/01/2032 144A	US	USD	1,053,347	852,358	0.02
Enel Finance America 7.10% 14/10/2027 144A	US	USD	783,886	818,382	0.02
EDF 9.125% VRN (Perpetual) 144A	FR	USD	673,509	733,377	0.01
Adani Electricity Mumbai 3.949% 12/03/2026 144A	IN	USD	832,879	688,715	0.01
Enel Finance	ES	EUR	37,533	688,746	0.01
Brooklyn Union Gas 4.504% 10/03/2046 144A	US	USD	881,872	679,526	0.01
Terna - Rete Elettrica 3.625% 21/04/2029 EMTN	IT	EUR	295,957	315,127	0.01
Vistra Operaciones 5.625% 15/02/2027 144A	US	USD	316,384	309,328	0.01
Enel Finance International 2.875% 11/04/2029 EMTN	NL	USD	24,964	278,771	0.01
Drax Finco 2.625% 01/11/2025	GB	EUR	222,972	233,316	0.00
Terrafarm Power Operating 5.00% 31/01/2028 144A	US	USD	194,160	181,548	0.00
KeySpan Gas East 2.742% 15/08/2026 144A	US	USD	146,979	136,656	0.00
			127,181,366	2.42	

素材

Cemex SAB de 9.125% VRN (Perpetual) Reg S	MX	USD	5,272,095	5,630,586	0.11
INCOES Finance 1.50% 15/04/2029 144A	GB	USD	4,451,656	4	

国コード	株数または額面 通貨	時価 (米ドル)		% Net Assets
		価額	円	
ABD Finance 5.00%	EUR	1,915,896	471,752	0.01
Cadeca 6.30%	USD	420,397	102,350	0.01
Adragah Packaging Finance 5.25%	SU	743,151	380,092	0.01
ERO Copper 6.50%	CA	397,057	376,643	0.01
Linde 3.625%	IE	342,950	369,653	0.01
WR Grace Holdings 3.75%	US	350,459	355,751	0.01
Musser Packg. Sol. 6.25%	US	245,136	240,335	0.01
BAF 0.75%	DE	342,950	548,012	0.01
Oi European Group 4.75%	NL	310,656	284,254	0.01
Melwest 5.625%	NL	268,577	256,529	0.00
Chippus Water 15 Holdings 9.75%	US	235,122	240,335	0.01
Finnmich Prod. Participations 1.75%	FR	244,964	236,479	0.00
CVR Partners 6.125%	FR	198,529	187,798	0.00
SCII Salt Holdings 6.625%	US	202,897	187,161	0.00
Melwest 7.65%	NL	264,521	185,181	0.00
Summit Materials Finance 7.25%	US	145,620	149,453	0.00
Sealed Air 7.25%	US	145,620	148,752	0.00
Crown Americas 5.25%	US	145,620	139,009	0.00
Adragah Packaging Finance 2.125%	SE	138,872	117,711	0.00
Tronox 4.625%	US	118,458	105,711	0.00
		59,778,448	1.14	

資本財・サービス

XPO 6.25%	US	4,551,028	4,543,525	0.09
AA Bond 8.45%	GB	3,432,252	4,516,902	0.09
Aberatis 3.375%	ES	3,508,142	4,156,243	0.08
Traton Finance Lux 4.00%	LU	3,615,535	3,861,570	0.07
AA Bond 6.50%	GB	2,854,197	3,541,815	0.07
IPD 8.00%	NL	2,872,905	3,259,071	0.06
Prime Security Services 5.75%	US	3,143,725	3,112,228	0.06
Benteler International 9.375%	AT	2,368,558	2,713,422	0.05
Traton Finance Lux 3.75%	LU	2,398,424	2,531,523	0.05
Avolon Holdings Funding 4.25%	KY	2,176,720	2,336,795	0.04
Diamond II 7.95%	MU	2,176,720	2,181,759	0.04
Ferrovial	ES	58,490	2,112,293	0.04
Chart Industries 9.50%	US	1,766,662	1,900,852	0.04
Traton VWG 675 mbt4 5.375%	DE	1,753,598	1,885,015	0.04
Mileage Plus 6.50%	US	1,866,117	1,872,036	0.04
American Airlines 7.25%	US	1,604,699	1,620,321	0.03
Benteler International 10.50%	AT	1,489,498	1,592,263	0.03
Azura Aeropart 2.125%	IT	1,485,591	1,583,640	0.03
Genesis FirstSource 6.375%	US	1,011,140	1,514,504	0.03
GXO Logistics 6.25%	US	1,471,272	1,475,486	0.03
Siseam UK 8.25%	GB	1,377,444	1,403,017	0.03
Husky Injection Mold. Sys. 9.00%	CA	1,348,829	1,390,963	0.03
American Airlines 8.75%	US	1,382,419	1,342,723	0.03
Wilton East 11.00%	SU	1,291,261	1,380,688	0.02
Covanta Holding 4.00%	US	1,459,695	1,277,965	0.02
United Airlines 4.375%	US	1,230,714	1,184,481	0.02
VT Topco 8.50%	US	1,120,497	1,161,750	0.02
Intl Airport 6.25%	MU	1,125,219	1,124,445	0.02
Hyatt Capital Brand Intl. Prop. 5.75%	KY	1,145,452	1,075,195	0.02
Aerpac 6.50%	US	979,731	974,164	0.02
Allied Universal Finance 9.75%	US	968,761	966,083	0.02
Santosa Brasil Participacoes	BR	365,174	963,415	0.02
Allied Universal Holdings 8.75%	US	912,960	911,005	0.02
Bombardier 7.25%	CA	847,800	851,283	0.02
RAC Bond 8.25%	GB	620,368	838,975	0.02
Trinet Group 7.125%	US	822,559	827,364	0.02
United Rentals NA 6.125%	US	832,655	816,884	0.02
Siemens Finance 4.20%	NL	930,865	780,374	0.01
Brand Industrial Services 10.375%	US	716,062	770,609	0.01
Aircastle 5.25%	BM	734,893	726,104	0.01
Daimler America 3.50%	US	723,107	708,671	0.01
AP Moller - Maersk 5.875%	DK	685,900	686,277	0.01
Concentric 6.85%	US	685,900	662,880	0.01
American Airlines 5.50%	US	639,520	632,980	0.01
Aircastle 5.25%	BM	637,136	610,536	0.01
Vistealot 6.375%	US	601,013	601,013	0.01
Hyatt Brands 6.75%	US	601,013	598,240	0.01
Visteat 9.50%	SU	551,992	494,543	0.01
United Airlines 4.625%	US	519,865	480,352	0.01
Siseam UK 8.625%	GB	468,855	475,972	0.01
PIG 6.25%	US	429,114	450,432	0.01
Getlink 3.50%	FR	420,261	446,457	0.01
ABB 6.25%	US	429,191	428,212	0.01
AA Bond 7.75%	GB	276,573	355,600	0.01
AA Bond Co 5.25%	GB	311,457	336,897	0.01
Triumph Group 8.50%	US	312,538	223,477	0.00
Sensata Technologies BV 4.00%	NL	349,488	314,590	0.01
ABB Finance 3.375%	NL	293,957	310,143	0.01
Securitas Treasury (R1) 4.375%	IE	244,964	266,338	0.01
Axios Lux 4.625%	US	292,987	245,288	0.00
International Cons. Airlines 2.75%	ES	237,444	251,118	0.00
Avis Budget Car Rental 5.375%	US	270,853	241,755	0.00
Standard Industries 4.375%	US	263,087	232,944	0.00
Navis Logistics 10.75%	US	226,196	227,457	0.00
CSX 4.25%	CA	293,957	225,477	0.00
Bonvic 3.875%	US	163,677	163,794	0.00
Stericycle 3.875%	US	155,328	138,541	0.00
CSX 4.65%	US	97,986	80,269	0.00
Arnoc LocoLogica E Services	BR	10,992	10,992	0.00
		84,078,826	1.60	

情報技術

Gen Digital 6.75%	US	2,382,688	2,392,440	0.05
ams-OSRAM 12.25%	AT	2,371,795	2,379,700	0.05
Microchip Tech 4.25%	US	2,584,105	2,340,572	0.04

国コード	株数または額面 通貨	時価 (米ドル)		% Net Assets
		価額	円	
Ericsson 5.375%	SE	2,032,828	2,256,843	0.04
CoStar 4.50%	US	1,656,702	1,560,493	0.03
Western Digital 3.10%	US	1,802,775	1,412,042	0.03
Xerox Holdings 5.50%	US	1,560,568	1,357,665	0.03
Rocket Software 9.00%	US	1,326,016	1,335,092	0.03
McAfee 7.375%	US	1,393,098	1,291,009	0.02
Newfield Digital Holdings Grp 11.75%	US	957,209	1,027,779	0.02
NCR Voyix 5.00%	US	1,038,124	958,022	0.02
NCR 5.25%	US	1,071,957	957,273	0.02
Microsoft 3.45%	US	881,872	753,657	0.01
Newfield Digital Group 5.75%	US	761,981	721,444	0.01
NXP Funding 2.70%	SU	719,527	698,415	0.01
Newfield Digital Holdings 6.00%	US	195,795	695,174	0.01
Imola Merger 4.75%	US	695,093	640,570	0.01
Micron Technology 5.375%	US	637,193	634,850	0.01
CommScope 6.00%	US	689,948	618,524	0.01
Qualcomm 4.00%	US	538,922	569,167	0.01
Seagate HDD Cayman 8.25%	KY	469,188	500,402	0.01
Cloud Software Group 6.50%	US	477,634	454,035	0.01
Vasat 5.625%	US	466,081	427,274	0.01
Sabre GLBL 8.625%	US	473,570	420,095	0.01
Xerox Holdings 8.875%	US	430,841	412,889	0.01
Coherent 5.00%	US	444,335	410,456	0.01
ams-OSRAM 12.25%	AT	398,928	400,228	0.01
Control Panel 7.25%	US	376,617	389,574	0.01
Viasat 7.50%	US	533,940	377,353	0.01
Lye & Durham 8.625%	CA	343,663	347,665	0.01
Viasat 5.625%	US	343,663	330,692	0.01
CommScope 4.50%	US	397,057	278,933	0.01
NCR 5.125%	US	300,465	276,325	0.01
Sensata Technologies 3.75%	US	300,948	255,604	0.00
Amphenol Technologies Holdings 0.75%	DE	244,964	246,826	0.00
Roper Technologies 2.00%	US	244,964	200,870	0.00
CommScope Technologies 6.00%	US	219,595	176,774	0.00
Consensus Cloud Solutions 6.50%	US	158,435	139,245	0.00
TNI Technologies 4.00%	US	155,328	139,119	0.00
Lumentium Holdings 0.50%	US	56,306	45,203	0.00
		30,822,683	0.59	

一般消費財・サービス

Industria de Diseno Textil	ES	331,585	15,180,990	0.29
JCB Automotives 7.75%	US	4,614,240	4,642,391	0.09
Aston Martin Capital Holdings 10.00%	GB	4,457,599	4,375,552	0.08
Studio City Finance 5.00%	US	4,253,221	3,656,126	0.07
DISH Network 11.75%	US	2,941,912	2,977,630	0.06
MGM China Holdings 8.75%	KY	2,924,619	2,761,284	0.05
Wing Marco 5.125%	US	3,086,995	2,686,995	0.05
Melco Resorts Finance 5.625%	KY	2,725,213	2,685,953	0.05
Carnival 10.375%	US	2,289,935	2,484,573	0.05
Forvia 7.25%	FR	2,087,238	2,541,694	0.04
CSX 3.875%	US	2,171,111	2,297,357	0.04
Hyundai Capital America 5.875%	US	2,291,832	2,290,998	0.04
CPUK Finance 4.875%	GB	1,803,408	2,219,572	0.04
Cirsa Finance 3.375%	US	1,883,419	2,168,295	0.04
Clear Channel Outdoor Hldg 9.00%	US	2,012,177	2,074,074	0.04
CCO Holdings Capital 3.75%	US	2,124,118	2,028,649	0.04
Punch Finance 6.125%	GB	1,597,283	1,921,308	0.04
Medanolas 3.625%	US	1,768,244	1,893,454	0.04
Direct Holdings 8.875%	US	1,894,613	1,860,116	0.04
Ross Stores 4.60%	US	1,865,043	1,847,211	0.04
ROBLOX 3.875%	US	2,067,318	1,792,739	0.03
Peoplecot 5.75%	US	1,617,953	1,728,649	0.03
Allwyn Entertainment Fin. 7.875%	US	1,605,179	1,645,258	0.03
McCoy's Retail Holdings 5.875%	US	1,684,338	1,627,992	0.03
NLC 7.75%	BM	1,533,184	1,570,291	0.03
Carnival 4.00%	US	1,652,787	1,517,674	0.03
CCO Holdings Capital 4.75%	US	1,811,513	1,512,011	0.03
CCO Holdings Capital 4.25%	US	1,917,330	1,507,144	0.03
Ryan 11.310%	US	1,520,273	1,505,067	0.03
Union Communications 8.00%	US	1,492,405	1,493,898	0.03
Universal Services 5.25%	US	2,002,760	1,470,754	0.03
ZF North America 6.875%	US	1,415,337	1,431,549	0.03
Schaeffler 4.50%	DE	1,324,503	1,428,178	0.03
Hyundai International 3.875%	US	1,526,099	1,330,347	0.03
Edwards 15/06/2028	US	1,517,343	1,317,970	0.03
Stonemountain Park CO 8.067%	IE	1,219,530	1,305,008	0.02
Rakuten Group 9.75%	JP	1,292,232	1,283,166	0.02
Hyundai Capital America 3.375%	US	1,224,922	1,259,848	0.02
China Finance International 6.50%	US	1,150,041	1,235,240	0.02
Tenneco 8.00%	US	1,358,636	1,254,162	0.02
Ferretto Entertainment 6.75%	US	1,436,299	1,251,907	0.02
Ziggo Bond 3.375%	NL	1,369,014	1,235,650	0.02
China Finance International 6.25%	US	1,337,572	1,231,252	0.02
Windsor Holdings 8.150%	US	1,146,418	1,198,028	0.02
Lithia Motors 6.625%	US	1,252,908	1,182,197	0.02
Studio City 7.00%	US	1,185,990	1,179,482	0.02
ZF North America Capital 1.25%	US	1,150,949	1,175,536	0.02

国コード	株数または額面 通貨 価額	時価 (米ドル Assets)	% Net Assets	国コード	株数または額面 通貨 価額	時価 (米ドル Assets)	% Net Assets		
TEGNA 5.00% 15/09/2029	US	1,068,268	942.74	0.02	Star Parent 9.00% 01/10/2030 144A	US	1,616,091	1,694,002	0.03
Int North America 5.00% 15/02/2023 144A	US	940,020	940.713	0.02	LifePoint Health 9.875% 15/08/2030 144A	US	1,582,695	1,624,303	0.03
CT Investment 6.375% 15/01/2020 Reg S	DE	868,020	932,092	0.02	Bayer 6.625% VRN 25/09/2035	DE	1,506,116	1,608,016	0.03
Verisure Holding 7.125% 01/02/2028 Reg S	SE	810,479	904,832	0.02	Tenet Healthcare 6.75% 15/05/2031 144A	US	1,583,181	1,592,067	0.03
Stagwell Global 5.625% 15/08/2029 144A	US	1,002,442	898,974	0.02	Medline Borrower 5.25% 01/10/2029 144A	US	1,548,426	1,446,057	0.03
Stellantis Finance US 1.711% 29/01/2027 144A	US	970,467	875,292	0.02	Centene 4.25% 15/12/2027	US	1,492,750	1,410,533	0.03
Ashtly 6.00% 15/01/2023 144A	US	891,194	872,482	0.02	Tenet Healthcare 6.75% 15/01/2030	US	1,380,478	1,254,367	0.02
Studio City Finance 6.00% 15/07/2025 Reg S	VG	881,184	871,483	0.02	Tenet HealthCare 5.125% 01/11/2027	US	1,286,916	1,249,531	0.02
Champion Path Holdings 4.85% 27/01/2028	VG	965,694	867,512	0.02	Medline Borrower 6.25% 01/04/2029 144A	US	1,251,942	1,239,061	0.02
America Sports 6.75% 16/02/2031 144A	US	869,560	858,014	0.02	Community Health Systems 10.875% 15/01/2032 144A	US	1,137,292	1,165,727	0.02
Thorway Seely International 4.00% 15/04/2029 144A	US	938,764	835,881	0.02	Tenet Healthcare 6.75% 01/10/2029 144A	US	1,109,044	1,079,044	0.02
Li & Fung 5.00% 18/08/2025 EMTN	BM	857,445	835,145	0.02	Organo Finance 1.5 12.5% 30/04/2031 144A	US	1,007,884	875,048	0.02
Rakuten Group 11.25% 15/02/2027 144A	JP	793,532	827,261	0.02	Bausch Health Cos 6.125% 01/02/2027 144A	CA	1,003,500	765,489	0.01
CCO Holdings Capital 6.375% 01/09/2029 144A	US	888,282	820,948	0.02	Endo Finance Holdings 8.50% 15/04/2031 144A	US	729,750	742,381	0.01
Marrriott Ownership Resorts 4.50% 15/04/2029 144A	US	862,070	775,548	0.01	Owens & Minor 6.625% 01/04/2030 144A	US	728,100	709,751	0.01
Empire Communities 9.75% 01/05/2029 144A	CA	751,496	767,051	0.01	AdaptHealth 5.125% 01/03/2030 144A	US	800,910	682,210	0.01
Paramount Global 2.90% 15/01/2027	US	832,879	762,469	0.01	Bausch Health Cos 5.50% 01/11/2025 144A	CA	662,571	620,498	0.01
Gray Television 7.00% 15/02/2027 144A	US	822,073	747,320	0.01	Tenet Healthcare 6.25% 01/02/2027	US	548,987	548,134	0.01
Brinker International 8.25% 15/01/2030 144A	US	666,165	695,653	0.01	Community Health Systems 5.625% 15/05/2027 144A	US	548,502	502,746	0.01
LCPR Senior Secured Fin 6.75% 15/02/2027 144A	IE	739,750	687,055	0.01	Community Health Systems 6.25% 15/01/2028 144A	CA	475,692	465,901	0.01
Wynn Macau 4.50% 07/05/2029 144A	KY	623,855	666,746	0.01	DaVita 3.75% 15/02/2031 144A	US	513,650	424,112	0.01
EquipmentShare.com 8.625% 15/05/2032 144A	US	628,496	645,189	0.01	Community Health Systems 8.00% 15/12/2027 144A	US	388,320	380,451	0.01
NESCO Holdings II 5.50% 15/04/2029 144A	US	673,250	628,698	0.01	LifePoint Health 5.375% 15/01/2029 144A	US	461,130	369,662	0.01
Staples 7.50% 15/04/2028 144A	US	611,604	597,206	0.01	Surgery Center Holdings 7.25% 15/04/2032 144A	US	360,167	360,084	0.01
ZF North America Capital 6.75% 23/03/2029 144A	US	591,276	591,511	0.01	Molina Healthcare 5.00% 11/01/2029 144A	US	376,400	376,421	0.01
Fortentia Entertainment 4.625% 15/01/2029 144A	US	649,951	588,658	0.01	Fresenius 5.00% 28/11/2029 EMTN	DE	295,957	300,080	0.01
PeiSmart Finance 7.75% 15/02/2029 144A	US	602,867	575,286	0.01	Molina Healthcare 3.875% 15/05/2032 144A	US	320,324	269,141	0.01
EquipmentShare.com 9.00% 15/05/2028 144A	US	551,706	568,446	0.01	Bausch & Lomb Escrow 3.875% 01/10/2028 144A	CA	236,584	244,275	0.01
Northern Broadcasting 5.625% 15/07/2027 144A	US	591,217	557,921	0.01	Organo Finance 1.4 12.5% 30/04/2028 144A	US	135,912	124,479	0.00
CCO Holdings Capital 4.50% 01/06/2033 144A	US	739,264	557,377	0.01					
Clear Channel Outdoor Hlds 7.75% 15/04/2028 144A	US	654,028	555,541	0.01					
CCO Holdings Capital 4.25% 15/01/2034 144A	US	738,779	536,956	0.01					
Macy's Retail Holdings 5.875% 15/03/2030 144A	US	556,268	532,586	0.01					
Penn 6.75% 15/04/2029 144A	US	515,495	517,692	0.01					
Carnival 7.00% 15/08/2029 144A	PA	503,166	517,010	0.01					
Penn Entertainment 4.125% 01/07/2029 144A	US	610,342	512,474	0.01					
Acushnet 7.375% 15/10/2028 144A	US	495,456	510,174	0.01					
Sinus XM Radio 3.875% 01/09/2031 144A	US	623,545	504,948	0.01					
Ashton Woods Finance 4.625% 01/08/2029 144A	US	557,239	504,642	0.01					
Scripts Escrow 31.875% 15/01/2029 144A	US	679,560	502,666	0.01					
Royal Caribbean Cruises 6.25% 15/05/2032 144A	LR	485,400	481,029	0.01					
Hertz 5.00% 01/12/2029 144A	US	690,356	478,963	0.01					
Genie One 4.00% 15/11/2030 144A	US	406,750	464,087	0.01					
Ashton Woods Finance 4.625% 01/04/2030 144A	US	499,962	447,330	0.01					
Forvia SE 2.75% 15/02/2027	FR	436,632	446,487	0.01					
Dove & Busters 7.625% 01/11/2025 144A	US	427,345	440,435	0.01					
Clond Grand 6.25% 15/01/2028 144A	US	427,851	435,538	0.01					
CCO Holdings 5.125% 01/05/2027 144A	US	429,449	432,816	0.01					
Sizing Platter 8.50% 28/11/2025 144A	US	427,443	425,552	0.01					
Fnac Dairy 6.00% 01/04/2029	FR	352,044	391,810	0.01					
Sun Sumco Bldco 5.50% 31/10/2026 144A	US	398,222	380,270	0.01					
COB 5.15% 01/11/2028 144A	US	582,210	378,028	0.01					
BMW Finance 3.625% 22/05/2035 EMTN	NL	342,950	367,357	0.01					
Hertz 4.625% 01/12/2026 144A	US	461,615	356,967	0.01					
Nordstrom 4.25% 01/08/2031	US	387,835	335,108	0.01					
Clond Newco 3.625% 30/01/2032 144A	US	319,684	326,104	0.01					
Sinus XM Radio 5.00% 01/08/2027 144A	US	335,411	315,852	0.01					
General Motors Financial 3.90% 12/10/2021 EMTN	EUR	293,577	312,870	0.01					
New Red Finance 4.00% 15/10/2030 144A	CA	339,780	294,068	0.01					
NESCO Holdings II 5.50% 15/04/2029 Reg S	US	301,919	281,940	0.01					
Michaels 5.25% 01/05/2028 144A	US	321,917	273,264	0.01					
WPP Finance 4.125% 30/05/2028 EMTN	FR	244,964	264,205	0.01					
Lamar Media 3.625% 15/01/2031	US	300,948	257,422	0.00					
Li & Fung 5.25% (Perpetual) EMTN	BM	526,052	240,695	0.00					
CSC Holdings I 4.125% 01/12/2030 144A	US	364,050	232,321	0.00					
DISH Network 3.375% 15/08/2026	US	359,196	220,904	0.00					
AMC Networks 10.25% 15/01/2029 144A	US	188,821	189,117	0.00					
International Game Tech. 5.25% 15/01/2029 144A	GB	145,620	137,567	0.00					
LCM Investments Holdings II 4.875% 01/05/2029 144A	US	134,941	125,457	0.00					
CBF Finance 4.50% 28/08/2028 144A	GB	120,469	120,468	0.00					
Joguar Land Rover 4.50% 01/10/2027 Reg S	US	91,580	85,321	0.00					
Sinus XM Radio 4.00% 15/07/2028 144A	FR	58,248	52,316	0.00					
Cairo Mezz	CY	11,456	4,553	0.00					
		152,418,683	2.90						
生活必需品									
Albertsons 8.875% 15/02/2030 144A	US	1,650,360	1,541,973	0.03	Morgan Stanley 5.173% VRN 16/01/2030	US	3,840,700	3,771,286	0.07
US Foods 6.875% 15/09/2028 144A	US	1,294,075	1,305,496	0.02	Shirium Finance 6.625% 22/04/2027 Reg S	US	3,764,973	3,740,785	0.07
Spectrum Brands 4.00% 01/10/2026 Reg S	US	959,270	1,016,158	0.02	Bank Santander 5.50% 17/08/2035 EMTN	ES	3,533,806	3,707,133	0.07
Pilgrim's Pride 6.875% 15/05/2034	US	923,134	958,775	0.02	UnlCredit 8.00% VRN (Perpetual)	IT	3,596,824	3,601,076	0.07
Coty 5.00% 15/04/2026 144A	US	579,559	569,433	0.02	Vedanta Res. Fin. II 13.875% 09/12/2028 Reg S	GB	3,845,343	3,497,906	0.07
Pilgrim's Pride 6.25% 01/07/2033	US	485,400	485,671	0.01	Trinitas Euro CLO IV 8.15% FRN 15/03/2038	US	3,231,756	3,463,125	0.07
Autoliv 4.50% 15/11/2028 144A	US	358,224	335,313	0.01	American Mid Fed FX DAC 6.778% FRN 15/04/2038	US	3,221,763	3,459,720	0.07
HFC Prestige 4.75% 01/09/2029 144A	US	378,029	353,123	0.01	USBG Euro 9.25% VRN (Perpetual) 144A	CH	3,171,292	3,392,023	0.06
Darling Ingredients 5.25% 15/04/2027 144A	US	279,105	270,877	0.01	Banko BPM 6.00% VRN 14/06/2028 EMTN	IT	2,986,892	3,335,933	0.07
NBM US Holdings 7.00% 14/05/2026 Reg S	US	221,944	221,356	0.00	Bain Cap CLO 2023-1 DAC 9.3332% FRN 25/10/2037	IE	3,048,826	3,334,862	0.06
Performance Food Group 4.25% 01/08/2029 144A	US	233,965	210,227	0.00	CVC Cordatus Loan Fund 8.748% FRN 20/05/2036	IE	3,048,826	3,276,510	0.06
Albertsons 5.50% 15/01/2029 144A	US	174,474	154,845	0.00	Sinus 2024-1 6.10% FRN 17/01/2031	GB	2,391,500	2,342,874	0.06
PepsiCo 3.875% 19/03/2060	US	146,979	111,790	0.00	JP Morgan Chase & Co 6.07% VRN 20/02/2027	US	3,128,028	3,222,191	0.06
MHP Lux 6.95% 03/04/2026 Reg S	LU	113,164	91,668	0.00	Palmer Evr CLO 2021-2 DAC 5.9767% FRN 15/04/2035	IE	3,018,338	3,189,876	0.06
New Albertsons 8.00% 01/05/2031	US	43,589	45,544	0.00	Avaco CLO XXVII 8.900% FRN 15/04/2037	IE	2,926,873	3,167,506	0.06
Albertsons 5.875% 15/02/2028 144A	US	22,717	22,880	0.00	Nestley Per. Meat Issuer 10.859% FRN 15/07/2031	GB	2,439,061	1,644,700	0.05
		7,716,659	0.15		ING Group 3.875% VRN (Perpetual)	NL	3,739,236	3,082,065	0.05
					Turkiye Ithracat Kredi Bank. 7.50% 06/02/2028 Reg S	TR	3,044,993	3,039,941	0.06
					Tikehou CLO IX 8.197% FRN 20/04/2036	IE	2,804,920	2,913,086	0.06
					Previdius CLO I 35.6% FRN 15/03/2035	US	2,743,943	2,935,716	0.

国コード	株数または額面	時価 (米ドル)	% Net Assets	国コード	株数または額面	時価 (米ドル)	% Net Assets		
通貨	価額			通貨	価額				
Aequeduct Euro CLO 1-2017 6.647% FRN 20/01/2030	IE	2,548,209	2,277,053	0.05	Jubilee CLO 2019-XXII 7.915% FRN 20/11/2031	IE	1,219,530	1,314,756	0.03
Hindalco Cap. Funding 11.174% FRN (Perpetual) 144A	GB	2,435,510	2,715,567	0.07	Bransford CLO IV 8.457% FRN 20/01/2031	IE	1,219,530	1,308,690	0.03
Barrings EU CLO 2023-2 DAC 9.913% FRN 20/01/2038	IE	2,439,661	2,665,445	0.05	New. Ber. LA EUR CLOS DAC 10.20% FRN 25/10/2034	IE	1,219,530	1,307,705	0.02
Bank of Ireland 6.75% VRN 01/03/2033 EMTN	IE	2,310,446	2,624,189	0.05	Compartment VCL 40 5.012% FRN 21/08/2029	LU	1,219,530	1,306,988	0.02
MV Credit Euro CLO III DAC 8.023% FRN 20/10/2038	IE	2,439,661	2,624,413	0.05	Harvest CLO XXVII DAC 4.847% FRN 20/10/2032	IE	1,226,060	1,305,435	0.02
Sound Plc EU CLO X Fdg DAC 5.329% FRN 20/04/2038	IE	2,439,661	2,608,569	0.05	Trinitas Euro CLO I DAC 7.947% FRN 20/10/2032	IE	1,219,530	1,304,131	0.02
Sound Point Euro CLO III DAC 8.26% FRN 26/01/2038	IE	2,439,661	2,608,569	0.05	Sound Plc EU CLO IV Fdg DAC 10.40% FRN 15/01/2035	IE	1,219,530	1,158,555	0.02
CVC Cordatus Loan Fd DAC 10.219% FRN 15/08/2035	IE	2,439,661	2,585,326	0.05	Alliant Hedges Intermediate 7.00% 15/01/2031 144A	US	1,203,504	1,215,871	0.02
Elstree Funding No 4 6.960% FRN 21/10/2055	GB	2,039,665	2,565,550	0.05	Banco Santander Mexico 5.375% 17/04/2025 Reg S	MX	1,211,741	1,204,354	0.02
Twin Bridges 2022-1 6.229% FRN 01/12/2055	GB	2,042,713	2,545,508	0.05	Landsbankinn HF 6.375% 12/05/2027 EMTN	IS	1,077,501	1,200,338	0.02
Avoco CLO III DAC 6.556% FRN 15/04/2037	IE	2,228,386	2,523,959	0.05	Sound Plc EU CLO V Fdg DAC 10.40% FRN 15/01/2035	IE	1,109,773	1,157,715	0.02
Sage Air Funding No 1 7.175% FRN 17/11/2030	GB	1,993,932	2,496,809	0.05	Fair Oaks Loan Fdg IV DAC 6.256% FRN 15/01/2035	IE	1,100,626	1,173,068	0.02
Last Mile Logistics 5.815% FRN 17/08/2033	IE	2,375,050	2,465,733	0.05	Cars All. Auto. US 2024-1 4.737% FRN 18/01/2036	DE	1,097,577	1,169,252	0.02
Aequeduct CLO 7-2022 DAC 9.940% FRN 15/03/2036	IE	2,225,645	2,399,814	0.05	Fortuna Cons. Loan 2023-1 4.655% FRN 18/09/2032	IE	1,085,499	1,162,743	0.02
MSCI 4.00% 15/11/2029 144A	US	2,644,352	2,395,520	0.05	Providus CLO V DAC 5.951% FRN 15/02/2035	IE	1,097,577	1,150,644	0.02
Patet 23-XX 0 9.544% FRN 15/05/2035	IE	2,134,178	2,306,541	0.04	Avoco Static CLO I DAC 6.656% FRN 15/10/2035	IE	1,067,089	1,144,937	0.02
CIBC 5.926% 02/10/2026	CA	2,510,720	2,333,964	0.04	Harvest CLO VIII DAC 8.456% FRN 15/01/2031	IE	1,067,089	1,134,433	0.02
Signal Harmonic CLO II DAC 7.253% FRN 15/10/2038	IE	2,179,911	2,329,068	0.04	Twin Bridges 2021-2 6.129% FRN 12/09/2035	GB	896,965	1,116,999	0.02
Income Cont. Student Lns 6.779% FRN 24/07/2056	GB	1,849,843	2,316,982	0.04	Sage Hill No 3 7.709% FRN 21/12/2055	GB	868,206	1,103,856	0.02
Jubilee CLO 2022-XXIV DAC 6.478% FRN 15/04/2038	IE	2,134,178	2,279,784	0.04	Novent 9.375% 25/07/2030	US	1,057,298	1,090,078	0.02
Harvest Clo 100X DAC 9.064% FRN 27/07/2036	IE	2,073,202	2,269,952	0.04	Banco Bilbao Vizcaya Argentina	ES	99,538	1,071,256	0.02
Dryden 103 Euro CLO 4.721 7.85% FRN 19/01/2036	IE	2,073,202	2,222,713	0.04	London Cards No 2 PLC 3.42% FRN 28/03/2034	GB	853,671	1,071,217	0.02
Compartment VCL 35 4.705% FRN 21/01/2028	LU	2,036,451	2,177,532	0.04	Nordeba Bankp 4.57% 22/09/2025 144A	FI	1,079,291	1,068,476	0.02
Hydys Banking Group 8.5% VRN (Perpetual)	IE	2,073,202	2,160,840	0.04	Vivon Investments 3.00% 08/08/2024	LU	1,022,570	1,066,616	0.02
AIB Group 2.875% VRN 50/03/2031 EMTN	IE	2,093,117	2,151,599	0.04	Banco Finance 5.125% 01/02/2028	IE	1,090,035	1,060,000	0.02
Pentac CLO 12 DAC 7.80% FRN 09/05/2037	IE	2,006,128	2,143,447	0.04	Income Cont Student Lns 5.779% FRN 24/07/2056	GB	831,598	1,041,171	0.02
Bank of Sabodad SA 5.75% VRN (Perpetual)	ES	2,051,055	2,139,458	0.04	OCF Euro 5.57% FRN 20/07/2036	IE	957,580	1,026,210	0.02
Bluma, Fujii Eur CLO I DAC 10.155% FRN 25/02/2034	IE	1,992,105	2,122,468	0.04	Howten UK Refinance 7.25% 15/03/2032 144A	GB	1,037,008	1,025,252	0.02
Cors AA Leases V 2023-1 5.155% FRN 11/01/2038	FR	1,951,249	2,102,799	0.04	BCC 5-25% FRN 27/11/2031 EMTN	IT	947,126	1,023,103	0.02
BBAM European CLO I DAC 5.897% FRN 22/07/2034	IE	1,981,737	2,087,076	0.04	Acruise Finance 8.25% 01/02/2029 144A	US	995,070	991,676	0.02
Permanent TSB Group Hlds 6.625% VRN 25/04/2028	IE	1,849,081	2,085,428	0.04	Sound Euro CLO IV Fdg DAC 6.806% FRN 15/01/2035	IE	1,944,776	988,807	0.02
Bushy Park CLO 9 1.06% FRN 15/04/2036	IE	1,920,760	2,083,339	0.04	Calderys Finance 11.25% 01/06/2028 144A	US	926,337	984,350	0.02
Fort. Cons 2023-1 DAC 9.255% FRN 18/09/2032	IE	1,829,296	2,033,925	0.04	Trinitas Euro CLO I DAC 6.497% FRN 20/10/2032	IE	1,914,648	979,760	0.02
Hops Hill No 3 8.709% FRN 21/12/2055	GB	1,594,042	2,031,379	0.04	Banco Monte 8.708% FRN 18/01/2028 EMTN	IE	986,540	959,510	0.02
Harvest CLO XXIII 6.897% FRN 20/10/2032	IE	1,908,565	1,992,713	0.04	AIB Group	IE	183,997	956,617	0.02
Adagio X EUR CLO DAC 9.470% FRN 20/10/2037	IE	1,829,296	1,981,861	0.04	OAK Hill Eu Cr Prns VIII DAC 9.574% FRN 18/04/2035	IE	1,944,776	945,114	0.02
OCF Euro CLO 2023-2 DAC 9.468% FRN 20/01/2037	IE	1,829,296	1,981,421	0.04	Bridgepoint Clo VI DAC 5.50% FRN 14/11/2036	IE	877,036	937,067	0.02
Signal Harmonic CLO I DAC 8.046% FRN 15/07/2036	IE	1,829,296	1,966,838	0.04	BCC 5-25% FRN 27/11/2031 EMTN	IT	905,312	933,803	0.02
ICG Euro CLO 2023-1 10.045% FRN 19/04/2036	IE	1,829,296	1,964,045	0.04	Gemgrato 2023-1 4.723% FRN 16/12/2037	GB	719,523	909,643	0.02
Palmer Sq. EUR 2023-2 DAC 9.406% FRN 15/01/2033	IE	1,829,296	1,964,511	0.04	Vedanta Res. Fin. II 13.875% 21/01/2027 Reg S	GB	1,066,663	906,400	0.02
Trinitas Euro CLO III 8.622% FRN 25/01/2037	IE	1,829,296	1,957,404	0.04	Intesa Sanpaolo 4.95% VRN 01/06/2042	IT	1,255,558	904,167	0.02
Avoco CLO XIII DAC 10.126% FRN 04/04/2034	IE	1,829,296	1,956,197	0.04	Aequeduct Euro CLO 7-2022 7.990% FRN 15/03/2036	IE	823,185	890,642	0.02
Ferrihill Park CLO DAC 7.75% FRN 15/04/2037	IE	1,829,296	1,954,511	0.04	US Bancorp 5.775% VRN 12/06/2029	US	881,872	884,804	0.02
Carlyle Euro CLO 2024-1 DAC 6.80% FRN 15/07/2037	IE	1,829,296	1,954,511	0.04	PennyMac Fin. Services 7.875% 15/12/2029 144A	US	864,400	883,543	0.02
Corf. GMS CLO 2023-2 DAC 6.88% FRN 25/04/2037	IE	1,829,296	1,954,511	0.04	Tower Bridge Fd 2024-2 PLC 6.81% FRN 20/05/2046	GB	701,230	877,844	0.02
Central Four CLO IV DAC 6.87% FRN 15/05/2035	IE	1,829,296	1,954,511	0.04	American Express 6.489% VRN 30/10/2031	US	832,879	873,367	0.02
Capital Four CLO II DAC 6.606% FRN 15/01/2034	IE	1,829,296	1,949,111	0.04	Neptune Star Group Hlds 7.27% 01/02/2032 144A	US	882,555	867,555	0.02
Islandsbank 4.625% 27/03/2028	IS	1,830,320	1,940,156	0.04	Cumulus CLO 2023-1 DAC 11.729% FRN 25/04/2033	IE	798,792	866,275	0.02
Sumitomo Mitsui Fin. Group 6.50% VRN (Perpetual)	JP	2,001,619	1,929,542	0.04	New. Ber. LA EUR CLOS DAC 9.245% FRN 20/01/2037	IE	792,650	857,542	0.02
Auto ABS IT S L 2023-1 SRL 7.015% FRN 26/10/2039	IT	1,768,399	1,915,642	0.04	OneMain Fin. 7.125% 15/03/2026	US	846,052	856,611	0.02
Neuberger Berman LA Euro 4.956% FRN 15/04/2034	IE	1,697,944	1,902,166	0.04	Sage Air Funding No 1 7.375% FRN 17/11/2030	GB	692,084	849,141	0.02
Neuberger Berman Advisers 4.936% FRN 15/04/2034	IE	1,789,869	1,895,165	0.04	CVC Cordatus Loan Fd DAC 9.88% FRN 15/09/2034	IE	795,133	848,559	0.02
JPMorgan Chase 2.956% VRN 15/05/2031	US	2,204,680	1,889,760	0.04	Elstree Funding No 4 7.960% FRN 21/10/2055	GB	670,742	844,664	0.02
Bridgepoint CLO IV 10.44% FRN 20/01/2037	IE	1,707,543	1,881,084	0.04	Five Corners Funding Trust II 2.81% 15/05/2030	US	679,858	843,980	0.02
Intesa Sanpaolo 7.80% 21/11/2028 144A	IT	1,832,825	1,856,601	0.04	Credit Agricole 1.907% VRN 16/06/2046 144A	FR	881,872	843,113	0.02
Fortune Star BVI 6.85% 02/07/2024	VG	1,864,720	1,853,762	0.04	Bank of Georgia 9.50% VRN (Perpetual) Reg S	DE	751,745	838,155	0.02
Fair Oaks Loan Fd III DAC 6.056% FRN 15/10/2034	IE	1,750,026	1,849,455	0.04	Deutsche Bank 3.575% FRN 11/01/2029	US	717,945	837,468	0.02
ING Group 5.75% VRN (Perpetual)	NL	1,869,618	1,766,334	0.03	Charles Schwab 5.85% VRN 19/05/2034	US	832,879	830,751	0.02
Cotegoc CLO X DAC 7.00% FRN 15/05/2038	IE	1,646,566	1,759,060	0.03	Encore Capital Group 9.25% 01/04/2029 144A	US	807,997	826,419	0.02
Cotegoc CLO 7.931% FRN 15/11/2036	IE	1,646,566	1,756,500	0.03	Novient 4.875% 15/03/2026	US	885,272	800,784	0.02
Intesa Sanpaolo 5.017% 26/06/2024 144A	IT	1,732,593	1,727,835	0.03	Citizen Irish Auto 2023 DAC 5.277% FRN 15/12/2032	IE	731,178	788,365	0.02
Barrings Euro CLO 2023-1 10.117% FRN 30/04/2036	IE	1,585,390	1,715,226	0.03	Corebridge Global Funding 5.75% 02/07/2026 144A	US	783,886	780,573	0.01
Mortimer Btl 2021-1 6.81% FRN 23/06/2053	GB	1,353,679	1,696,983	0.03	Tower Bridge Fundg 2023-2 9.530% FRN 20/03/2065	GB	609,765	773,437	0.01
Rocket Mortgage 3.875% 01/03/2031 144A	US	1,944,899	1,674,859	0.03	Fortune Star BVI 5.05% 27/01/2027	VG	902,074	770,951	0.01
Banco de Credito Soc. 7.50% VRN 14/09/2029 EMTN	ES	1,416,254	1,666,796	0.03	Landsbankinn 5.00% 25/05/2028 EMTN	IS	710,356	762,944	0.01
Deutsche Bank 7.50% VRN (Perpetual)	DE	1,699,389	1,662,132	0.03	North Westery V. Lev. Loan 4.910% FRN 20/07/2034	IE	715,947	759,538	0.01
Barrings Euro CLO 2023-1 7.887% FRN 30/04/2036	IE	1,544,413	1,637,695	0.03	Alliant Hedges 6.75% 15/10/2027 144A	US	769,359	755,699	0.01
Tirex CLO VIII 8.625% FRN 25/01/2037	IE	1,544,413	1,635,437	0.03	Harvest CLO XXIII DAC 5.947% FRN 20/10/2032	IE	743,304	745,252	0.01
Arbour Clo XI 8.226% FRN 15/01/2036	IE	1,544,413	1,632,854	0.03	CIBC 6.092% 05/10/2033	CA	734,893	749,471	0.01
SC Germany Xp Cx 2024-1 7.58% FRN 14/01/2038	LU	1,524,413	1,631,245	0.03	Fair Hill Beprop 6.56% VRN 27/10/2028	US	734,893	745,252	0.01
Palin. Sa Eu Fd 2024-1 DAC 7.823% FRN 15/08/2033	IE	1,524,413	1,628,538	0.03	Sage Air Funding No 1 8.225% FRN 17/11/2030	GB	609,765	740,671	0.01
Carlyle CLO 2013-1 4.65% FRN 15/07/2034	IE	1,524,413	1,627,152	0.03	UBS Group 6.375% VRN 15/07/2026 144A	CH	734,893	737,952	0.01
Henley Clo V 7.032% FRN 10/04/2034	IE	1,524,413	1,624,536	0.03	Pinetree Trust 1 4.572% 15/05/2035	US	783,886	732,918	0.01
Oak Hill ECP VIII 7.404% FRN 18/04/2035	IE	1,502,461	1,608,635	0.03	Senior Holdings 4.25% VRN 04/04/2025	US	783,886	732,288	0.01
Cotegoc CLO X DAC 6.20% FRN 15/05/2038	IE	1,460,533	1,560,507	0.03	Fortune Star BVI 3.5% 02/10/2024 Regs	VG	788,128	723,141	0

国コード	株数または額面	時価 (米ドル)	% Net Assets	国コード	株数または額面	時価 (米ドル)	% Net Assets		
通貨	価額	()		通貨	価額	()			
Jubilee CLO 2020 XXIV DAC 10.273% FRN 16/01/2034	IE EUR	609,765	645,109	0.01	Melroencore Finance 8.750% 05/12/2024	GB GBP	925,735	619,754	0.01
Pony CLO 12 DAC 10.23% FRN 09/05/2037	IE EUR	609,765	644,969	0.01	Thaco Capital 8.125% 27/01/2025	US USD	619,108	568,556	0.01
Alpha Bank 7.50% VRN 16/04/2027 EMTN	GR EUR	559,513	633,307	0.01	Taylor Morrison Comm. 5.75% 15/01/2028 144A	US USD	457,207	463,902	0.01
Tower Bridge Funding 2023 9.533% FRN 20/01/2064	GB GBP	487,812	622,684	0.01	New Metro Global 4.50% 02/05/2026	VG USD	1,143,260	463,786	0.01
Nanostar Mortgage Hlds 5.75% 15/11/2031 144A	US USD	663,056	604,374	0.01	Seazen Group 4.45% 13/07/2025	KY USD	865,991	456,767	0.01
Panther Escrow Issuer 7.125% 01/06/2031 144A	US USD	593,159	597,919	0.01	Faisthgets AB Bolider 1.875% 14/03/2023	SE EUR	424,604	442,771	0.01
Islandsbank HF 7.375% 17/05/2026 EMTN	IS EUR	518,190	579,043	0.01	CPI Property Group 1.50% 37/01/2031 EMTN	LU EUR	406,747	406,747	0.01
TBC Bank 10.25% VRN (Perpetual) Reg S	GE USD	565,820	565,356	0.01	Heimstaden Bostad AB 3.625% VRN (Perpetual) EMTN SE	EUR	577,343	395,717	0.01
Yapi ve Kredi Bankasi 8.25% 15/10/2024 Reg S	TR USD	504,358	545,733	0.01	Taylor Morrison Comm. 5.125% 01/08/2030 144A	US USD	357,254	332,741	0.01
PNC Financial Serv. Group 5.812% VRN 12/06/2026	US USD	538,922	539,156	0.01	Aroundtown 0.375% 15/04/2027 EMTN	LU EUR	342,950	309,677	0.01
Yapi ve Kredi Bankasi 8.25% 15/10/2024 Reg S	TR USD	504,358	545,733	0.01	Faisthgets AB Bolider 1.875% 14/03/2023	SE EUR	293,957	293,957	0.01
Last Mile LP Euro Fin DAC 5.315% FRN 17/08/2033	IE EUR	504,107	526,688	0.01	Heimstaden Bostad 3.375% VRN (Perpetual)	SE EUR	404,535	283,583	0.01
TBC Bank 10.775% VRN (Perpetual) Reg S	GE USD	512,067	513,314	0.01	Kennedy-Wilson 5.00% 01/03/2031	US USD	343,663	267,836	0.01
Mortimer BTL 2021-1 7.081% FRN 23/06/2033	GB GBP	414,640	510,852	0.01	Prologis 3.875% 15/09/2028	US USD	244,964	231,807	0.00
Morgan Stanley 3.591% VRN 22/07/2028	US USD	538,922	507,512	0.01	Heimstaden Bostad 3.00% VRN (Perpetual)	SE EUR	321,350	199,859	0.00
Yapi ve Kredi Bankasi 9.25% VRN 17/01/2034 Reg S	TR USD	472,400	484,015	0.01	Heimstaden Bostad 3.625% VRN (Perpetual)	SE EUR	312,028	197,611	0.00
Wells Fargo Bank 5.45% 07/08/2026	US USD	474,315	474,429	0.01	Canary Wharf Gr Inv 3.375% 23/04/2028 Reg S	GB GBP	158,430	147,665	0.00
Fifth Third Bank 5.852% VRN 27/10/2025	US USD	474,315	473,656	0.01	Heimstaden Bostad 3.248% VRN (Perpetual)	SE EUR	161,071	123,734	0.00
Comerica 5.982% VRN 30/01/2030	US USD	485,400	472,163	0.01	Aroundtown 4.542% VRN (Perpetual)	LU EUR	168,144	94,720	0.00
Red & Black Auto Italy Srl 5.503% FRN 28/07/2034	IT EUR	426,856	459,514	0.01	Iron Mountain 5.25% 15/07/2030 144A	US USD	79,120	73,567	0.00
RevCar 2024-1 UG 6.149% FRN 21/02/2027	DE EUR	426,856	457,048	0.01	Sunac China Holdings 6.75% 30/09/2028 Reg S	KY USD	508,468	56,824	0.00
PNC Financial Serv. Group 6.615% VRN 20/10/2027	US USD	440,936	450,918	0.01	TF Administradora Industrial S. de RL	MX MXN	21,395	53,082	0.00
Intesa Sanpaolo 5.125% 29/08/2031 EMTN	IT EUR	391,943	448,322	0.01	Sunac China Holdings 7.00% 30/09/2029 Reg S	KY USD	751,755	49,804	0.00
Intesa Sanpaolo 8.248% VRN 21/11/2033 Reg S	IT EUR	407,503	442,617	0.01	Sunac China Holdings 6.50% 30/09/2027 Reg S	KY USD	499,960	39,997	0.00
Toronto-Dominion Bank 5.156% 02/03/2028	CA USD	440,936	440,936	0.01	Sunac China Holdings 6.50% 30/09/2025 Reg S	KY USD	249,371	24,943	0.00
BBVA 5.75% VRN 15/09/2033 EMTN	ES EUR	391,943	458,582	0.01	Sunac China Holdings 1.00% 30/09/2032 Reg S	KY USD	545,988	29,947	0.00
TBC Bank 8.894% VRN (Perpetual) Reg S	GE USD	452,656	454,550	0.01	Sunac China Holdings 6.25% 30/09/2026 Reg S	KY USD	249,676	24,606	0.00
Bank of America 4.948% VRN 22/07/2028 MTN	US USD	440,936	452,968	0.01	Sunac China Holdings 7.250% 30/09/2030 Reg S	KY USD	353,560	19,446	0.00
PNV 6.675% VRN (Perpetual) Reg S	KY USD	495,615	424,306	0.01	JGC Ventures 5.00% VRN 30/06/2025	SG USD	38,558	5,832	0.00
Atlas Funding 2023-1 9.009% FRN 20/01/2061	GB GBP	329,273	424,004	0.01					
CaixaBank 6.625% VRN 16/05/2027 EMTN	ES EUR	391,943	425,472	0.01					
Yapi ve Kredi Bankasi 9.743% VRN (Perpetual) Reg S	TR USD	418,707	418,602	0.01					
Huntington National Bank 5.699% VRN 18/11/2025	US USD	416,459	415,856	0.01					
Elstree Funding No 3 9.710% FRN 23/04/2035	GB GBP	323,785	410,653	0.01					
Unicredit 0.85% 19/01/2031 EMTN	IT EUR	440,936	386,599	0.01					
Satus 2024-1 PLC 8.50% FRN 17/01/2031	GB GBP	304,883	381,515	0.01					
Sage AR Funding No 1 6.475% FRN 17/11/2030	GB GBP	304,883	378,454	0.01					
Freedom Mortgage 12.00% 01/10/2028 144A	US USD	346,381	373,116	0.01					
Bank of America 8.833% VRN 24/10/2031 MTN	US USD	587,915	360,995	0.01					
Danske Bank 1.50% VRN 02/09/2030 EMTN	DK EUR	342,950	352,078	0.01					
Next 2.125% 30/04/2029 Reg S	IT EUR	359,773	344,415	0.01					
Together Asset Backed 6.659% FRN 15/12/2061	GB GBP	277,127	339,792	0.01					
Pony SA Co. German 2023-1 6.979% FRN 14/11/2032	LU EUR	304,883	328,618	0.01					
Pony SA Co. German 2023-1 6.029% FRN 14/11/2032	LU EUR	304,883	328,184	0.01					
Dilosk Rmbs No 8 5ts DAC 5.821% FRN 30/05/2062	IE EUR	304,883	326,299	0.01					
Autonacion Spain 2025 FT 5.815% FRN 30/09/2041	ES EUR	298,864	320,525	0.01					
Cinet 12.5 5.81% FRN 18/08/2029	GB GBP	250,295	315,993	0.01					
Hops Hill No2 8.060% FRN 27/11/2054	GB GBP	243,965	310,268	0.01					
Danske Bank 4.625% VRN 13/04/2027 EMTN	DK EUR	244,964	302,253	0.01					
Upphojns Finance 1.908% 23/06/2032	NL EUR	342,950	301,394	0.01					
Acresure Finance 6.00% 01/08/2029 144A	US USD	323,373	292,147	0.01					
Bank of America 5.08% VRN 25/04/2034	US USD	293,957	285,614	0.01					
Citizen Sky Auto 2023 DAC 4.277% FRN 15/12/2032	IE EUR	256,101	277,227	0.01					
Sydbank 5.125% VRN 06/09/2028 GMTN	DK EUR	244,964	270,131	0.01					
Jyske Bank 6.625% VRN 11/04/2026 EMTN	DK EUR	244,964	262,917	0.01					
Freedom Mortgage Holdings 9.25% 01/02/2029 144A	US USD	259,398	262,405	0.01					
Achmea 3.625% 29/11/2026	NL EUR	244,964	260,488	0.01					
Turkiye Ihtirac 0.975% 31/01/2026 Reg S	TR USD	243,303	254,119	0.00					
Dilosk Rmbs No 8 5ts DAC 6.821% FRN 20/05/2062	IE EUR	235,569	253,935	0.00					
Unicredit 5.459% VRN 30/06/2035 144A	IT EUR	263,106	242,492	0.00					
Fin. Ireland Auto No 1 DAC 6.154% FRN 12/09/2033	IE EUR	213,418	230,042	0.00					
Red & Black Auto Italy Srl 6.650% FRN 28/07/2034	IT EUR	182,930	197,167	0.00					
Truist Financial 6.047% VRN 08/06/2027 MTN	US USD	195,972	197,117	0.00					
Acresure Finance 10.125% 01/08/2026 144A	US USD	189,791	196,316	0.00					
Hops Hill No2 9.110% FRN 27/11/2054	GB GBP	121,953	155,552	0.00					
Goldman Sachs Group 6.484% VRN 24/10/2029	US USD	146,979	151,928	0.00					
State Bank Of India 1.80% 13/07/2026 GMTN	IN USD	146,979	135,410	0.00					
TBC Bank 5.75% 19/04/2024 Reg S	GE USD	127,027	126,709	0.00					
Bumper UK 2021-1 Finance 5.710% FRN 20/12/2030	GB GBP	28,611	35,813	0.00					
			697,884,290	13.29					
不動産									
SELP Finance 3.75% 10/08/2027 EMTN	US USD	5,361,901	5,651,659	0.11	Melroencore Finance 8.750% 05/12/2024	GB GBP	925,735	619,754	0.01
Yapi ve Kredi Bankasi 9.25% VRN 17/01/2034 Reg S	TR USD	472,400	484,015	0.01	Thaco Capital 8.125% 27/01/2025	US USD	619,108	568,556	0.01
Canary Wharf Gr Inv 2.625% 23/04/2025 Reg S	GB GBP	3,598,102	4,213,574	0.08	Taylor Morrison Comm. 5.75% 15/01/2028 144A	US USD	457,207	463,902	0.01
VICI Properties 3.50% 15/02/2025 144A	US USD	2,755,324	2,704,837	0.05	New Metro Global 4.50% 02/05/2026	VG USD	1,143,260	463,786	0.01
VICI Properties 4.625% 15/06/2025 144A	US USD	2,691,962	2,651,281	0.05	Seazen Group 4.45% 13/07/2025	KY USD	865,991	456,767	0.01
Longfor Group Holdings 3.95% 16/09/2029	KY USD	5,712,747	2,231,975	0.04	Faisthgets AB Bolider 1.875% 14/03/2023	SE EUR	424,604	442,771	0.01
Stark Fin. 2023-1 DAC 8.248% FRN 17/08/2033	LU EUR	1,507,949	1,894,340	0.04	CPI Property Group 1.50% 37/01/2031 EMTN	LU EUR	406,747	406,747	0.01
Heimstaden Bostad 1.125% 21/01/2026 EMTN	SE EUR	1,773,760	1,724,650	0.03	Heimstaden Bostad AB 3.625% VRN (Perpetual) EMTN SE	EUR	577,343	395,717	0.01
Heimstaden Land HK 5.125% 20/05/2026	HK USD	2,049,133	1,655,392	0.03	Taylor Morrison Comm. 5.125% 01/08/2030 144A	US USD	357,254	332,741	0.01
CTP 4.75% 05/02/2030 EMTN	NL EUR	1,323,429	1,421,051	0.02	Aroundtown 0.375% 15/04/2027 EMTN	LU EUR	342,950	309,677	0.01
Faisthgets AB Bolider 1.875% VRN (Perpetual) Reg S	SE EUR	1,211,029	1,251,943	0.02	Faisthgets AB Bolider 1.875% 14/03/2023	SE EUR	293,957	293,957	0.01
Greenwood China Holdings 4.70% 29/04/2025	KY USD	1,360,708	1,246,264	0.02	Heimstaden Bostad 3.375% VRN (Perpetual)	SE EUR	404,535	283,583	0.01
Aroundtown 5.375% 21/05/2029 EMTN	LU USD	1,156,611	1,007,415	0.02	Kennedy-Wilson 5.00% 01/03/2031	US USD	343,663	267,836	0.01
Longfor Group Holdings 3.85% 13/01/2032	KY USD	1,790,855	956,163	0.02	Prologis 3.875% 15/09/2028	US USD	244,964	231,807	0.00
Uniti Group Finance 6.50% 15/02/2029 144A	US USD	1,175,445	944,219	0.02	Heimstaden Bostad 3.00% VRN (Perpetual)	SE EUR	321,350	199,859	0.00
CPI Property Group 5.75% 28/07/2027 EMTN	LU EUR	1,507,949	1,251,943	0.02	Heimstaden Bostad 3.625% VRN (Perpetual)	SE EUR	312,028	197,611	0.00
City Group Treasurer 6.50% 08/03/2029 EMTN	NL EUR	855,876	920,173	0.02	Canary Wharf Gr Inv 3.375% 23/04/2028 Reg S	GB GBP	158,430	147,665	0.00
Aroundtown Finance 7.125% VRN (Perpetual)	US USD	1,275,458	919,866	0.02	Heimstaden Bostad 3.248% VRN (Perpetual)	SE EUR	161,071	123,734	0.00
Howard Hughes 4.375% 01/02/2031 144A	US USD	1,053,803	894,563	0.02	Aroundtown 4.542% VRN (Perpetual)	LU EUR	168,144	94,720	0.00
Greenwich Real Estate 6.25% 15/03/2029 EMTN	GB GBP	828,137	835,783	0.02	Iron Mountain 5.25% 15/07/2030 144A	US USD	79,120	73,567	0.00
CPI Property 4.875% VRN (Perpetual)	LU EUR	1,285,456	828,032	0.02	Sunac China Holdings 6.75% 30/09/2028 Reg S	KY USD	508,468	56,824	0.00
Grand City Properties 1.50% VRN (Perpetual) EMTN	LU EUR	1,210,957							

国コード	株数または額面 通貨 価額	時価 (米ドル)	% Net Assets
Uruguay 8.25% 21/05/2031	UY UYU	6,664,210	166,591 0.00
Uruguay 9.75% 20/2025	UY UYU	6,601,386	165,842 0.00
Ghana 8.50% 15/02/2028	GH GHS	3,819,381	156,857 0.00
Ghana 8.65% 15/02/2029	GH GHS	3,669,595	135,367 0.00
Ghana 8.80% 12/02/2030	GH GHS	3,675,002	124,052 0.00
Malaysia 4.642% 07/11/2033	MY MYR	524,122	115,445 0.00
Nigeria 5.25% 29/10/2025 Reg S	NG USD	116,406	115,053 0.00
Ghana 8.95% 11/02/2031	GH GHS	3,513,955	110,422 0.00
Ghana 9.10% 10/02/2032	GH GHS	3,519,125	104,569 0.00
Ghana 9.25% 08/02/2033	GH GHS	3,524,300	100,563 0.00
Uruguay 8.50% 15/03/2028 Reg S	UY UYU	2,997,917	76,946 0.00
Ghana 9.40% 07/02/2034	GH GHS	1,337,555	36,925 0.00
Ghana 9.55% 06/02/2035	GH GHS	1,339,519	36,194 0.00
Ghana 9.70% 05/02/2036	GH GHS	1,341,484	35,752 0.00
Ghana 10.00% 02/02/2038	GH GHS	1,345,419	35,487 0.00
		551,128,293	10.11

コミュニケーション・サービス

Iliad 5.375% 14/06/2027	FR EUR	3,949,904	4,307,411 0.08
Telefonica Europe 2.88% VRN (Perpetual)	NL EUR	4,049,718	3,995,101 0.08
AT&T 2.875% VRN (Perpetual)	US EUR	3,739,236	3,891,808 0.07
Telecom Italia 1.875% 31/07/2028	IT EUR	2,876,454	3,345,432 0.06
Iliad Holdco 6.50% 15/10/2026 144A	FR USD	3,199,052	3,186,581 0.06
Telefonica Europe 6.155% VRN (Perpetual)	NL EUR	1,987,285	2,202,944 0.04
Frontier Communications 8.75% 15/05/2030 144A	US USD	1,832,870	1,869,016 0.04
Telefonica Italia Capital 7.721% 04/06/2038	LU USD	1,625,821	1,515,811 0.03
Cinemark USA 5.25% 15/07/2028 144A	US USD	1,533,864	1,426,025 0.03
Level 3 Financial 10.50% 15/05/2030 144A	US USD	1,376,682	1,378,171 0.03
Telefonica Europe 7.125% VRN (Perpetual)	NL EUR	1,154,540	1,315,995 0.03
Silkenet 8.375% 31/01/2027 Reg S	GE USD	1,243,892	1,260,125 0.02
Windstream 7.75% 15/08/2028 144A	US USD	1,299,222	1,250,558 0.02
Telecom Italia 3.00% 30/09/2025 EMTN	IT EUR	1,162,997	1,218,421 0.02
Vodafone Group 7.00% VRN 04/04/2079	GB USD	1,135,274	1,153,966 0.02
CSW Senior Financing DAC 4.875% 15/09/2027 144A	KY USD	1,181,464	1,115,148 0.02
Netflix 3.625% 15/06/2025 144A	US USD	1,104,349	1,080,800 0.02
Koninklijke KPN 6.00% VRN (Perpetual)	NL EUR	820,744	918,822 0.02
Frontier Communications 5.875% 15/10/2027 144A	US USD	870,645	855,250 0.02
Telefonica Europe BV 2.374% VRN (Perpetual)	NL EUR	875,521	822,418 0.02
Telefonica Europe 6.75% VRN (Perpetual)	NL EUR	672,576	772,043 0.01
Telefonica Moviles Chile 3.537% 18/11/2031 144A	CL USD	979,858	743,998 0.01
Alice (France) 5.125% 15/07/2029 144A	FR USD	1,096,043	717,284 0.01
Connect Finco SARL 6.75% 01/10/2026 144A	SU USD	718,392	695,698 0.01
Telestra 3.25% 15/11/2027	AU USD	734,895	685,190 0.01
Intelsat Jackson (H) 6.50% 15/05/2030 144A	LU USD	679,560	660,170 0.01
Frontier Communications 6.75% 01/05/2029 144A	US USD	737,128	649,687 0.01
RCS & RDS 2.50% 05/02/2025 Reg S	RO EUR	455,110	477,215 0.01
Telefonica Europe 5.00% 01/05/2028 144A	US USD	421,815	388,034 0.01
Telefonica Italia Capital 7.20% 18/07/2036	LU USD	390,982	351,964 0.01
Alice (France) 5.50% 15/01/2028 144A	FR USD	418,900	283,374 0.01
Frontier Communications 6.00% 15/01/2030 144A	US USD	332,014	278,393 0.01
Telefonica Europe 5.815% VRN (Perpetual)	NL EUR	243,303	254,811 0.00
Koninklijke KPN 8.875% 03/07/2031 GMTN	NL EUR	195,972	212,455 0.00
Alice (France) 5.125% 15/01/2029 144A	FR USD	310,656	203,802 0.00
Consolidated Comms. 5.00% 01/10/2028 144A	US USD	243,671	202,734 0.00
Millicom Int. Cellular 7.375% 02/04/2032 144A	US USD	146,620	142,266 0.00
Frontier Communications Holdings 5.875% 01/11/2029 US	US USD	155,370	129,889 0.00
TELUS 3.40% 13/05/2032	CA USD	146,979	125,681 0.00
Cogent Comms Group 7.00% 15/06/2027 144A	US USD	64,267	63,525 0.00
		46,135,816	0.88

非上場

エネルギー

Mesquite Energy*	US USD	5,760	420,076 0.01
Jonah Energy 12.00% 05/11/2025*	US USD	404,632	404,632 0.01
Nostrum Oil & Gas Finance 5.00% 30/06/2026 Reg S	NL USD	607,177	254,460 0.00
Kantor Finance 7.625% 08/11/2028 Reg S (Defaulted)*	US USD	268,764	175,119 0.00
Mesquite Energy 7.25% 15/02/2025 (Defaulted)*	US USD	250,582	25 0.00
Fara Holdings*	GB GBP	49,908	1 0.00
		1,253,313	0.02

公益事業

Pure West Energy RTS 31/12/2049*	US USD	491	0 0.00
		0	0.00

素材

Pearl Hldg II 6.00% (Perpetual) Reg S (Defaulted)	KY USD	1,993,516	33,720 0.00
New WEI 9.50% 15/10/2019 144A (Defaulted)*	US USD	505,301	5 0.00
		33,725	0.00

資本財・サービス

Ukraine Railways 7.875% 15/07/2028 (Defaulted)	GB USD	746,939	439,760 0.01
Hertz 6.00% 15/01/2028 144A (Defaulted)*	US USD	643,155	57,884 0.00
Hertz 7.125% 01/08/2026 (Defaulted)*	US USD	633,447	57,010 0.00
Blue Skyview 1.78% VRN (Perpetual) (Defaulted)	VG USD	483,117	21,417 0.00
Hertz 6.25% 15/10/2022 (Defaulted)*	US USD	471,323	5 0.00
Hertz 5.50% 15/10/2024 (Defaulted)*	US USD	511,126	5 0.00
		576,081	0.01

情報技術

Nuoxi Capital 5.35% 24/01/2023 (Defaulted)	UG USD	2,009,632	121,181 0.00
--	--------	-----------	--------------

国コード	株数または額面 通貨 価額	時価 (米ドル)	% Net Assets
Vantiva 6.77% (Perpetual) (Defaulted)*	FR EUR	203,695	2 0.00
		121,185	0.00
一般消費財・サービス			
New Coca*	SU USD	123,023	189,455 0.00
JPIMedia 9.00% 17/11/2023 (Defaulted)*	GB GBP	90,915	50,121 0.00
Future Retail 5.60% 22/01/2025 Reg S (Defaulted)	IN USD	1,864,920	13,987 0.00
ACC Claims Holdings*	US USD	18,008	248 0.00
Johnston Press 8.625% 01/06/2019 Reg S (Defaulted)*	GB GBP	231,116	3 0.00
Waterford 9.875% 01/12/2010 Reg S (Defaulted)*	IE EUR	131,270	1 0.00
UC Holdings*	US USD	12,408	0 0.00
JPIMedia*	GB GBP	10,807	0 0.00
		253,815	0.00

生活必需品

Tops Holding 8.00% 15/06/2022 (Defaulted)*	US USD	1,217,869	12 0.00
		12	0.00

ヘルスケア

WP Rocket 10.125% 15/07/2019 (Defaulted)*	US USD	580,053	6 0.00
WP Rocket 10.125% 15/07/2019 (Defaulted)*	US USD	559,666	6 0.00
		12	0.00

金融

Newday FundSeries 6.275% FRN 2021-2X 15/07/2029	GB USD	1,409,343	1,408,946 0.03
Highways 6.580% FRN 18/12/2031	GB GBP	618,573	772,117 0.01
Agps Bondco 6.00% 05/08/2025 (Defaulted)	GB EUR	1,035,450	434,235 0.01
Yinuo Overseas Inv. 8.50% 23/10/2023 (Defaulted)	VG USD	2,563,790	46,289 0.00
JPM (Colombia) CLN 10.00% 26/07/2024	CO COP	131,030,474	33,481 0.00
Pearl Hldg III 9.00% 22/10/2025 Reg S (Defaulted)	KY USD	1,587,651	14,575 0.00
Credit Suisse 6.25% (Perpetual) 144A (Defaulted)*	CH USD	1,495,694	15 0.00
Saxcombank 7.60% (Perpetual) Reg S (Defaulted)	IE USD	850,379	9 0.00
Hai Telc.Fin. 8.011% 15/07/2015 Reg S (Defaulted)*	LU EUR	546,932	6 0.00
Sberbank of Russia (USD)*	RU USD	148,519	1 0.00
		2,709,672	0.05

不動産

Modernland O/S Pte 5.00% 30/04/2027 (Defaulted)	SG USD	1,217,259	395,609 0.01
JGC Ventures 5.00% 30/06/2025 (Defaulted)	SG USD	582,766	212,709 0.00
Yida China Holdings 6.00% 30/04/2025 (Defaulted)	KY USD	1,982,934	138,635 0.00
Yango Justice 10.25% 15/09/2022 (Defaulted)	HK USD	6,432,263	80,403 0.00
Intu Debenture 5.562% 31/12/2027 (Defaulted)	GB GBP	77,135	40,443 0.00
Corestate Cap Holding 8.00% 31/12/2026 (Defaulted)	LU EUR	92,581	29,675 0.00
Yango Justice IntI 9.25% 15/04/2023 (Defaulted)	HK USD	4,967,105	25,332 0.00
Yango Justice IntI 8.25% 15/04/2023 (Defaulted)	SG USD	69,707	21,886 0.00
Yango Justice IntI 8.25% 25/11/2023 (Defaulted)	HK USD	3,670,017	20,185 0.00
Redco PPTY. Grp 8.00% 23/03/2023 EMTN (Defaulted)	KY USD	819,985	11,616 0.00
Yango Justice IntI 7.875% 04/09/2024 (Defaulted)	HK USD	1,462,310	7,458 0.00
Yango Justice IntI 7.50% 17/02/2025 (Defaulted)	HK USD	1,281,895	6,871 0.00
Yango Justice 7.50% 15/04/2024 (Defaulted)	HK USD	703,618	3,870 0.00
ADLER Group	LU EUR	1,067	760 0.00
		1,015,452	0.02

国債

Nigeria 23.16% 25/02/2025	NG NGN	1,008,934,649	621,245 0.01
Ukraine 8.994% 01/02/2026 Reg S (Defaulted)	UA USD	680,973	219,719 0.00
Sri Lanka 7.85% 14/03/2029 Reg S (Defaulted)	LK USD	362,729	205,527 0.00
Sri Lanka 7.55% 28/03/2030 Reg S (Defaulted)	LK USD	232,640	131,226 0.00
Ukraine 7.375% 25/09/2034 Reg S (Defaulted)	UA USD	477,263	119,682 0.00
Sri Lanka 6.20% 11/05/2027 Reg S (Defaulted)	LK USD	194,658	110,988 0.00
Sri Lanka 6.85% 14/03/2024 Reg S (Defaulted)	LK USD	189,910	108,446 0.00
Ukraine 9.75% 01/11/2030 Reg S (Defaulted)	UA USD	261,913	80,788 0.00
Russia 7.65% 10/04/2030 (Defaulted)*	RU RUB	36,680,533	4 0.00
Russia 7.70% 16/03/2039 (Defaulted)*	RU RUB	15,723,567	2 0.00
Russia 7.25% 10/05/2034 (Defaulted)*	RU RUB	18,868,388	2 0.00
		1,597,629	0.03

クロスエント型ファンド

Alcentra European Floating Rate Income Fund*	GB GBP	401,381	20,091 0.00
		20,091	0.00

コミュニケーション・サービス

Intelsat (Luxembourg)*	LU USD	16,865	501,720 0.01
		501,720	0.01

その他

			22 0.00
--	--	--	---------

投資資産合計 (取得価額 USD 4,969,811,135)

		5,009,578,493	95.40
--	--	----------------------	--------------

	契約額等	未実現 (損 益) (米ドル)	% Net Assets
通貨			
差金決済取引			
Tokyo Stock Exchange TPX Bank (I) (HSBC)	JPY 12,135,480,382	2,633,316	0.05
S&P Developed ExKorea (PLIS)	USD 178,098,462	1,894,950	0.04
Euro Stoxx Bank (PLIS)	USD 53,554,711	1,595,485	0.03
CEMS Energy (PLIS)	USD 11,009,451	448,922	0.01
Cisco Systems (PLIS)	USD 1,602,211	(74,233)	(0.00)
Amex Energy Select Index (PLIS)	USD 156,772,932	(3,965,752)	(0.08)
		2,532,688	0.05

	契約額等	未実現 (損 益) (米ドル)	% Net Assets
Ccy			

クレジット・デフォルト・スワップ

Bought protection on iTraxx Europe S41 20/06/2029	EUR 28,358,713	232,715	0.00
Sold protection on CDX NA HY S59 5 Year 20/12/2027	USD 3,514,837	208,442	0.00
Sold protection on iTraxx Xover S36 20/12/2026	EUR 1,968,855	153,487	0.00
Bought protection on Deutsche Bank 4% 20/06/2029	EUR 2,789,519	119,726	0.00
Sold protection on CMA CGM 7.5% 20/12/2025	EUR 1,515,553	92,513	0.00
Bought protection on Bancosan 3.125% 20/06/2029	EUR 7,478,471	78,002	0.00
Sold protection on Zi Europe Finance 2.5% 20/12/2028	EUR 493,060	63,499	0.00
Sold protection on Air France 1.875% 20/12/2026	EUR 469,068	49,616	0.00
Sold protection on Ardagh Packag 5.25% 20/06/2026	EUR 7,478,471	41,869	0.00
Sold protection on Jaguar Land Rover 2.2% 20/06/2027	EUR 339,492	37,404	0.00
Sold protection on Jaguar Land Rover 2.2% 20/12/2025	EUR 481,399	35,784	0.00
Sold protection on Vertical H 6.625% 20/06/2026	EUR 565,820	31,334	0.00
Sold protection on URW 1.375% 20/12/2027	EUR 2,526,173	22,101	0.00
Sold protection on Rolls-Royce 2.125% 20/06/2025	EUR 2,098,647	17,851	0.00
Sold protection on Deutsche Bank 4% 20/06/2024	EUR 715,947	581	0.00
Bought protection on Habs Holdings 7% 20/06/2029	EUR 16,452,636	(99,933)	(0.00)
Sold protection on Ardagh Packag 5.25% 20/12/2026	EUR 264,521	(109,748)	(0.00)
Sold protection on Ardagh Packag 5.25% 20/06/2026	EUR 421,414	(149,141)	(0.00)
Bought protection on iTraxx Xover S40 20/12/2026	EUR 2,324,872	(168,347)	(0.00)
Bought protection on CDX NA HY S42 5 Year 20/06/2029	USD 3,242,443	(196,221)	(0.00)
Bought protection on iTraxx Xover S41 20/06/2029	EUR 6,720,418	(551,505)	(0.01)
Sold protection on Alltice 6.25% 20/12/2024	EUR 1,776,879	(819,507)	(0.02)
		(909,525)	(0.02)

外国為替先物取引

	契約額等 USD	未実現 (損 益) (米ドル)	% Net Assets
Bought USD Sold GBP at 1.27304560 13/06/2024	98,677,520	1,688,318	0.03
Bought USD Sold EUR at 1.08166460 16/05/2024	71,520,963	802,855	0.02
Bought USD Sold EUR at 1.07191260 13/06/2024	40,055,026	300,954	0.02
Bought USD Sold EUR at 1.08163600 16/05/2024	36,730,901	432,832	0.01
Bought USD Sold GBP at 1.26499010 16/05/2024	23,981,934	296,284	0.01
Bought USD Sold TWD at 0.03088326 28/05/2024	41,534,412	290,140	0.01
Bought USD Sold EUR at 1.08523770 16/05/2024	16,010,114	272,457	0.01
Bought MXN Sold USD at 17.34518900 16/05/2024	16,563,830	227,053	0.00
Bought USD Sold THB at 0.02718721 28/05/2024	41,238,886	221,774	0.00
Bought USD Sold EUR at 1.08878700 16/05/2024	11,178,770	206,226	0.00
Bought USD Sold EUR at 1.08824580 16/05/2024	9,512,125	170,664	0.00
Bought USD Sold IDR at 0.00063463 16/05/2024	4,128,545	102,215	0.00
Bought USD Sold GBP at 1.26292490 16/05/2024	12,711,549	116,616	0.00
Bought USD Sold THB at 0.02808034 16/05/2024	2,848,090	112,340	0.00
Bought USD Sold BRL at 0.19596097 16/05/2024	2,696,187	93,028	0.00
Bought USD Sold IDR at 0.00006389 16/05/2024	2,302,574	89,898	0.00
Bought COP Sold USD at 3995.25000172 16/05/2024	1,486,211	89,642	0.00
Bought ZAR Sold USD at 19.30771530 16/05/2024	3,504,856	85,266	0.00
Bought USD Sold KRW at 0.00075464 16/05/2024	1,811,284	78,302	0.00
Bought ZAR Sold USD at 19.06000001 16/05/2024	6,225,089	74,963	0.00
Bought USD Sold BRL at 0.20065642 16/05/2024	1,835,654	72,491	0.00
Bought TRY Sold USD at 33.75000002 16/05/2024	2,748,387	73,245	0.00
Bought USD Sold SGD at 0.73551477 28/05/2024	41,748,931	73,175	0.00
Bought USD Sold GBP at 1.27207900 16/05/2024	4,323,047	70,782	0.00
Bought USD Sold THB at 0.02744576 16/05/2024	4,435,460	71,261	0.00
Bought USD Sold CZK at 0.04265460 16/05/2024	18,567,211	70,470	0.00
Bought USD Sold EUR at 1.08541580 16/05/2024	4,598,779	70,337	0.00
Bought EUR Sold GBP at 1.17201376 16/05/2024	57,079,944	69,103	0.00
Bought USD Sold EUR at 1.08694800 16/05/2024	3,629,756	60,717	0.00
Bought USD Sold EUR at 1.03990000 16/05/2024	5,364,268	54,817	0.00
Bought USD Sold EUR at 1.09135200 16/05/2024	2,526,799	54,544	0.00
Bought USD Sold KRW at 0.00073249 16/05/2024	4,174,595	52,675	0.00
Bought USD Sold EUR at 1.08879250 16/05/2024	2,843,441	52,469	0.00
Bought USD Sold USD at 0.27309454 16/05/2024	1,951,559	51,865	0.00
Bought CLP Sold USD at 979.394460 16/05/2024	2,065,039	51,276	0.00
Bought USD Sold PLN at 0.25369661 16/05/2024	1,847,294	51,090	0.00
Bought USD Sold CNY at 0.139590504 16/05/2024	3,768,860	49,458	0.00
Bought USD Sold EUR at 1.08046880 16/05/2024	3,699,236	49,399	0.00
Bought GBP Sold USD at 0.80375053 13/06/2024	3,088,715	49,059	0.00
Bought USD Sold COP at 0.00026545 16/05/2024	953,053	36,438	0.00
Bought TRY Sold USD at 33.40000003 16/05/2024	2,034,844	35,040	0.00
Bought USD Sold CNY at 0.13920926 16/05/2024	3,891,141	34,978	0.00
Bought GBP Sold USD at 0.80943215 13/06/2024	2,666,067	34,953	0.00

	契約額等 USD	未実現 (損 益) (米ドル)	% Net Assets
Bought USD Sold MXN at 0.05936900 16/05/2024	2,175,046	34,202	0.00
Bought USD Sold THB at 0.02723905 16/05/2024	4,010,590	33,295	0.00
Bought USD Sold EUR at 1.08978010 16/05/2024	1,695,381	31,900	0.00
Bought TRY Sold USD at 33.99898902 16/05/2024	902,904	30,901	0.00
Bought USD Sold EUR at 1.09710500 16/05/2024	1,169,906	30,685	0.00
Bought PEN Sold USD at 3.81700000 16/05/2024	1,815,683	30,446	0.00
Bought USD Sold PLN at 0.25085164 16/05/2024	1,859,456	29,997	0.00
Bought USD Sold CZK at 0.04265460 16/05/2024	2,154,229	29,544	0.00
Bought MXN Sold USD at 17.25759000 16/05/2024	3,276,386	28,297	0.00
Bought COP Sold USD at 3973.90000417 16/05/2024	1,745,717	27,854	0.00
Bought GBP Sold EUR at 0.85936350 16/05/2024	4,538,362	27,084	0.00
Bought USD Sold EUR at 1.08369960 16/05/2024	1,939,860	26,555	0.00
Bought GBP Sold USD at 0.85141500 28/05/2024	7,790,706	26,276	0.00
Bought USD Sold THB at 0.02813224 16/05/2024	597,256	24,506	0.00
Bought USD Sold EUR at 1.08873340 16/05/2024	1,334,848	24,558	0.00
Bought TRY Sold USD at 33.26599996 16/05/2024	2,054,310	24,502	0.00
Bought USD Sold EUR at 1.08422370 16/05/2024	1,671,648	24,242	0.00
Bought USD Sold MYR at 0.21213407 16/05/2024	1,716,441	20,791	0.00
Bought MXN Sold USD at 17.27900202 16/05/2024	1,987,562	19,788	0.00
Bought USD Sold PLN at 0.24999456 16/05/2024	1,544,652	19,556	0.00
Bought USD Sold EUR at 1.08422370 16/05/2024	1,344,416	19,063	0.00
Bought USD Sold EUR at 1.08629700 16/05/2024	1,127,043	18,164	0.00
Bought USD Sold PEN at 0.26860059 16/05/2024	2,157,751	17,996	0.00
Bought USD Sold EUR at 1.08390560 16/05/2024	1,256,239	17,439	0.00
Bought USD Sold EUR at 1.07875600 16/05/2024	1,852,255	16,752	0.00
Bought USD Sold EUR at 1.08829000 16/05/2024	1,342,688	16,120	0.00
Bought USD Sold THB at 0.02791581 16/05/2024	471,085	15,012	0.00
Bought ZAR Sold USD at 19.35288706 16/05/2024	5,610,414	14,791	0.00
Bought USD Sold PLN at 0.25075709 16/05/2024	937,427	14,764	0.00
Bought USD Sold GBP at 1.26681750 16/05/2024	1,178,646	14,479	0.00
Bought USD Sold EUR at 1.08829000 16/05/2024	794,372	14,283	0.00
Bought USD Sold EUR at 1.08189500 16/05/2024	1,171,436	14,058	0.00
Bought USD Sold CZK at 0.04260161 16/05/2024	1,582,607	13,241	0.00
Bought USD Sold EUR at 1.08515400 16/05/2024	878,020	13,124	0.00
Bought ZAR Sold USD at 18.97465939 13/06/2024	2,480,623	12,881	0.00
Bought USD Sold EUR at 1.09172020 16/05/2024	528,888	11,208	0.00
Bought USD Sold IDR at 0.00006355 16/05/2024	328,693	11,053	0.00
Bought GBP Sold USD at 0.80222312 13/06/2024	2,631,438	10,755	0.00
Bought USD Sold BRL at 0.19971474 16/05/2024	332,658	10,708	0.00
Bought USD Sold EUR at 1.08839040 16/05/2024	1,674,695	10,619	0.00
Bought USD Sold BRL at 0.19966058 16/05/2024	286,028	10,017	0.00
Bought USD Sold RON at 0.21689716 16/05/2024	913,503	9,583	0.00
Bought USD Sold EUR at 1.08389330 16/05/2024	654,807	9,084	0.00
Bought USD Sold MXN at 0.05978519 16/05/2024	395,067	8,724	0.00
Bought USD Sold GBP at 1.27314170 16/05/2024	518,766	8,994	0.00
Bought USD Sold EUR at 1.08286030 16/05/2024	688,855	8,889	0.00
Bought GBP Sold EUR at 0.85854870 16/05/2024	1,766,438	8,857	0.00
Bought USD Sold IDR at 0.00006297 16/05/2024	357,175	8,638	0.00
Bought USD Sold HKD at 1.02823515 16/05/2024	3,420,013	8,412	0.00
Bought USD Sold EUR at 1.07094090 16/05/2024	4,771,852	8,372	0.00
Bought USD Sold EUR at 1.08192300 16/05/2024	691,622	8,363	0.00
Bought MXN Sold USD at 17.17888199 16/05/2024	1,986,179	8,151	0.00
Bought ZAR Sold USD at 19.30890996 16/05/2024	7,312,835	7,902	0.00
Bought USD Sold EUR at 1.08829001 16/05/2024	402,664	7,241	0.00
Bought USD Sold TWD at 0.03074085 16/05/2024	4,175,906	7,161	0.00
Bought USD Sold CZK at 0.04265631 16/05/2024	1,823,465	7,070	0.00
Bought USD Sold EUR at 1.07495000 16/05/2024	924,597	6,819	0.00
Bought USD Sold EUR at 1.08415100 16/05/2024	479,360	6,769	0.00
Bought USD Sold EUR at 1.08389351 16/05/2024	458,203	6,554	0.00
Bought USD Sold EUR at 1.07306400 16/05/2024	1,658,610	6,204	0.00
Bought MXN Sold USD at 17.33119700 16/05/2024	475,356	6,183	0.00
Bought GBP Sold USD at 0.85330350 28/05/2024	1,902,903	5,950	0.00
Bought USD Sold PLN at 0.25105464 16/05/2024	352,328	5,945	0.00
Bought USD Sold ZAR at 0.05341903 16/05/2024	963,519	5,831	0.00
Bought CLP Sold USD at 966.55999608 16/05/2024	498,843	5,687	0.00
Bought ZAR Sold USD at 19.07131790 16/05/2024	424,655	5,569	0.00
Bought EUR Sold USD at 0.93893156 16/05/2024	1,283,947	4,809	0.00
Bought USD Sold EUR at 1.08531100 16/05/2024	513,098	4,738	0.00
Bought GBP Sold EUR at 0.85733220 16/05/2024	1,081,000	3,881	0.00
Bought MXN Sold USD at 17.30172008 16/05/2024	343,431	3,876	0.00
Bought GBP Sold EUR at 0.85362600 16/05/2024	722,985	3,383	0.00
Bought USD Sold EUR at 1.08543251 13/06/2024	215,720	3,098	0.00
Bought GBP Sold EUR at 0.85826220 16/05/2024	699,698	3,068	0.00
Bought MXN Sold USD at 17.15447902 16/05/2024	1,856,246	2,801	0.00
Bought GBP Sold EUR at 0.85937400 16/05/2024	442,829	2,648	0.00
Bought BRL Sold USD at 5.20881936 16/05/2024	536,511	2,579	0.00
Bought USD Sold KRW at 0.00075508 16/05/2024	57,993	2,543	0.00
Bought GBP Sold EUR at 0.85878280 16/05/2024	468,698	2,479	0.00
Bought USD Sold CZK at 0.04287998 16/05/2024	279,609	2,227	0.00
Bought USD Sold MYR at 0.21096461 16/05/2024	357,030	2,204	0.00
Bought USD Sold PLN at 0.24805377 16/05/2024	403,566	1,927	0.00
Bought USD Sold RON at 0.21527111 16/05/2024	370,351	1,856	0.00
Bought USD Sold HUF at 0.00273496 16/05/2024			

	契約額等 USD	未実現 (損 益) (米ドル)	% Net Assets
Bought CNY Solid USD at 7.24809999 16/05/2024	2,601,555	35	0.00
Bought USD Solid MYR at 0.20961285 16/05/2024	313,742	76	0.00
Bought USD Solid PLN at 0.24685939 16/05/2024	266,980	(11)	(0.00)
Bought USD Solid EUR at 1.06624106 16/05/2024	242,372	(20)	(0.00)
Bought GBP Solid USD at 0.79610545 13/06/2024	33,252	(119)	(0.00)
Bought GBP Solid USD at 0.79500735 13/06/2024	46,219	(229)	(0.00)
Bought USD Solid CNY at 0.13796529 16/05/2024	8,620,457	(235)	(0.00)
Bought GBP Solid USD at 0.78968206 16/05/2024	22,531	(105)	(0.00)
Bought USD Solid GBP at 1.23545511 13/06/2024	27,594	(357)	(0.00)
Bought EUR Solid USD at 0.93490281 16/05/2024	681,930	(360)	(0.00)
Bought EUR Solid USD at 0.93432507 16/05/2024	322,554	(369)	(0.00)
Bought EUR Solid USD at 0.93086727 13/06/2024	181,578	(664)	(0.00)
Bought IDR Solid USD at 16229.99992414 16/05/2024	330,122	(955)	(0.00)
Bought EUR Solid GBP at 1.16634942 16/05/2024	215,989	(784)	(0.00)
Bought EUR Solid GBP at 1.16587225 16/05/2024	224,088	(904)	(0.00)
Bought EUR Solid GBP at 1.16869520 16/05/2024	614,668	(998)	(0.00)
Bought GBP Solid USD at 0.79131893 13/06/2024	112,602	(1,071)	(0.00)
Bought EUR Solid USD at 0.93184929 16/05/2024	294,844	(1,118)	(0.00)
Bought CZK Solid USD at 23.47723002 16/05/2024	640,562	(1,547)	(0.00)
Bought USD Solid MYR at 0.20864195 16/05/2024	363,835	(1,655)	(0.00)
Bought EUR Solid USD at 0.93184930 16/05/2024	4,220,719	(1,674)	(0.00)
Bought USD Solid KRW at 0.00072308 16/05/2024	4,220,719	(1,691)	(0.00)
Bought CZK Solid USD at 23.4915603 16/05/2024	549,845	(1,708)	(0.00)
Bought USD Solid EUR at 1.06832060 16/05/2024	2,528,098	(1,761)	(0.00)
Bought EUR Solid GBP at 1.16566410 16/05/2024	422,205	(1,780)	(0.00)
Bought EUR Solid USD at 0.93184930 16/05/2024	1,036,654	(1,805)	(0.00)
Bought USD Solid EUR at 1.06561189 16/05/2024	609,656	(1,969)	(0.00)
Bought RON Solid USD at 4.63159197 16/05/2024	336,559	(1,985)	(0.00)
Bought EUR Solid GBP at 1.16587226 16/05/2024	542,299	(2,189)	(0.00)
Bought USD Solid ZAR at 0.05303997 16/05/2024	2,039,914	(2,216)	(0.00)
Bought EUR Solid USD at 0.93277140 16/05/2024	794,105	(2,226)	(0.00)
Bought EUR Solid GBP at 1.16879204 16/05/2024	1,492,152	(2,300)	(0.00)
Bought EUR Solid GBP at 1.16895919 16/05/2024	1,469,507	(2,387)	(0.00)
Bought USD Solid EUR at 1.06290770 16/05/2024	414,654	(2,388)	(0.00)
Bought PLN Solid USD at 0.32199499 16/05/2024	12,545,511	(2,481)	(0.00)
Bought USD Solid ZAR at 0.05302868 16/05/2024	2,081,492	(2,705)	(0.00)
Bought USD Solid EUR at 1.06402550 16/05/2024	987,359	(2,808)	(0.00)
Bought USD Solid MXN at 0.05794080 16/05/2024	323,504	(2,816)	(0.00)
Bought EUR Solid USD at 0.91867005 13/06/2024	170,123	(2,845)	(0.00)
Bought USD Solid INR at 0.01194688 16/05/2024	4,321,199	(2,899)	(0.00)
Bought GBP Solid USD at 0.79671714 16/05/2024	990,281	(2,924)	(0.00)
Bought INR Solid USD at 83.11099978 16/05/2024	660,161	(3,028)	(0.00)
Bought PEN Solid USD at 3.72119999 16/05/2024	356,485	(3,119)	(0.00)
Bought USD Solid USD at 1.06429999 16/05/2024	1,235,729	(3,296)	(0.00)
Bought EUR Solid USD at 0.91877581 13/06/2024	222,561	(3,691)	(0.00)
Bought EUR Solid GBP at 1.16858470 16/05/2024	2,148,500	(3,695)	(0.00)
Bought INR Solid USD at 83.25000005 16/05/2024	1,851,891	(3,747)	(0.00)
Bought GBP Solid USD at 0.79699235 13/06/2024	418,741	(4,211)	(0.00)
Bought CZK Solid USD at 23.48400002 16/05/2024	1,090,808	(4,796)	(0.00)
Bought ILS Solid USD at 3.71457499 16/05/2024	1,128,508	(5,185)	(0.00)
Bought MXN Solid USD at 16.83455802 16/05/2024	330,391	(5,295)	(0.00)
Bought USD Solid MXN at 0.05796579 16/05/2024	665,910	(5,515)	(0.00)
Bought USD Solid HKD at 0.07794000 16/05/2024	321,959	(5,721)	(0.00)
Bought USD Solid TRY at 0.02990072 16/05/2024	338,032	(5,762)	(0.00)
Bought THB Solid USD at 36.35799979 16/05/2024	355,849	(6,335)	(0.00)
Bought EUR Solid GBP at 1.16998817 28/05/2024	70,056,582	(6,410)	(0.00)
Bought USD Solid ZAR at 0.05216083 16/05/2024	369,795	(6,528)	(0.00)
Bought USD Solid PEN at 0.26439999 16/05/2024	928,440	(6,908)	(0.00)
Bought CZK Solid USD at 23.45295303 16/05/2024	2,025,739	(6,983)	(0.00)
Bought EUR Solid USD at 0.93059035 16/05/2024	1,360,710	(7,110)	(0.00)
Bought INR Solid USD at 83.14000002 16/05/2024	1,823,655	(7,371)	(0.00)
Bought EUR Solid USD at 0.91683063 13/06/2024	461,165	(8,614)	(0.00)
Bought PLN Solid USD at 3.98665270 16/05/2024	568,754	(9,015)	(0.00)
Bought MXN Solid USD at 17.03310240 16/05/2024	2,043,518	(9,026)	(0.00)
Bought EUR Solid GBP at 1.16468083 28/05/2024	1,956,117	(9,173)	(0.00)
Bought GBP Solid USD at 0.79368122 16/05/2024	1,429,313	(9,651)	(0.00)
Bought THB Solid USD at 36.34899983 16/05/2024	564,803	(9,729)	(0.00)
Bought EUR Solid USD at 0.91157544 16/05/2024	413,501	(10,551)	(0.00)
Bought THB Solid USD at 35.94700000 16/05/2024	413,865	(11,967)	(0.00)
Bought RON Solid USD at 4.62440600 16/05/2024	1,644,537	(12,151)	(0.00)
Bought USD Solid CLP at 0.00229116 16/05/2024	907,867	(12,392)	(0.00)
Bought CZK Solid USD at 23.27800000 16/05/2024	1,140,869	(12,410)	(0.00)
Bought THB Solid USD at 35.85869980 16/05/2024	419,743	(13,152)	(0.00)
Bought IDR Solid USD at 15738.69992582 16/05/2024	407,231	(13,156)	(0.00)
Bought EUR Solid USD at 0.91956534 16/05/2024	777,195	(13,188)	(0.00)
Bought MYR Solid USD at 4.74600000 16/05/2024	1,185,041	(13,245)	(0.00)
Bought IDR Solid USD at 15739.80005706 16/05/2024	418,007	(13,476)	(0.00)
Bought EUR Solid USD at 0.91364167 16/05/2024	653,930	(15,209)	(0.00)
Bought PLN Solid USD at 3.98668120 16/05/2024	969,710	(15,333)	(0.00)
Bought MXN Solid USD at 16.51959516 16/05/2024	448,454	(15,441)	(0.00)
Bought THB Solid USD at 35.71000013 16/05/2024	442,678	(15,628)	(0.00)
Bought CNY Solid USD at 7.17390000 16/05/2024	1,722,765	(17,615)	(0.00)
Bought USD Solid ZAR at 0.05264481 16/05/2024	2,117,030	(18,057)	(0.00)
Bought IDR Solid USD at 15551.59994577 16/05/2024	427,857	(18,586)	(0.00)
Bought RON Solid USD at 4.60610000 16/05/2024	1,521,886	(18,693)	(0.00)
Bought MXN Solid USD at 16.38840595 16/05/2024	447,668	(18,841)	(0.00)
Bought GBP Solid USD at 0.78910218 13/06/2024	1,529,199	(18,863)	(0.00)
Bought ILS Solid USD at 3.64533400 16/05/2024	832,336	(19,268)	(0.00)
Bought EUR Solid USD at 0.91956534 16/05/2024	915,009	(19,566)	(0.00)
Bought EUR Solid USD at 0.91159448 16/05/2024	779,489	(19,835)	(0.00)
Bought EUR Solid USD at 0.91997702 16/05/2024	1,255,598	(20,707)	(0.00)
Bought EUR Solid USD at 0.92227704 16/05/2024	1,558,387	(21,587)	(0.00)
Bought CZK Solid USD at 23.26695001 16/05/2024	1,996,251	(23,007)	(0.00)
Bought EUR Solid USD at 0.91457145 16/05/2024	980,860	(24,919)	(0.00)
Bought PLN Solid USD at 4.01827200 16/05/2024	3,249,449	(26,039)	(0.00)
Bought EUR Solid GBP at 1.16166550 28/05/2024	3,640,085	(26,254)	(0.00)
Bought EUR Solid USD at 0.92242796 16/05/2024	1,896,745	(26,301)	(0.00)
Bought MYR Solid USD at 4.73250000 16/05/2024	3,521,820	(26,874)	(0.00)

	契約額等 USD	未実現 (損 益) (米ドル)	% Net Assets
Bought USD Solid CZK at 0.04221796 16/05/2024	4,369,791	(28,138)	(0.00)
Bought USD Solid CNY at 0.13795101 28/05/2024	41,636,314	(30,012)	(0.00)
Bought PEN Solid USD at 3.71660000 16/05/2024	5,060,175	(30,528)	(0.00)
Bought HUF Solid USD at 31.82940028 16/05/2024	2,692,495	(31,899)	(0.00)
Bought USD Solid COP at 0.00024973 16/05/2024	1,413,689	(32,800)	(0.00)
Bought EUR Solid USD at 0.92853442 16/05/2024	4,684,503	(32,900)	(0.00)
Bought CZK Solid USD at 23.17467000 16/05/2024	2,201,456	(33,620)	(0.00)
Bought EUR Solid USD at 0.92928356 16/05/2024	2,256,314	(34,000)	(0.00)
Bought PLN Solid USD at 3.99798680 16/05/2024	2,722,480	(35,449)	(0.00)
Bought EUR Solid USD at 0.91782325 16/05/2024	1,891,230	(35,531)	(0.00)
Bought THB Solid USD at 36.84399999 16/05/2024	8,162,611	(38,099)	(0.00)
Bought USD Solid MXN at 0.05790242 16/05/2024	4,462,919	(41,803)	(0.00)
Bought EUR Solid USD at 0.93261690 16/05/2024	4,264,742	(42,083)	(0.00)
Bought EUR Solid USD at 0.92066314 16/05/2024	2,700,755	(42,540)	(0.00)
Bought EUR Solid USD at 0.91851496 16/05/2024	2,743,021	(49,506)	(0.00)
Bought CZK Solid USD at 23.14894999 16/05/2024	3,235,152	(52,910)	(0.00)
Bought GBP Solid USD at 0.78113758 13/06/2024	2,474,481	(55,079)	(0.00)
Bought EUR Solid USD at 0.92192494 16/05/2024	4,227,391	(60,885)	(0.00)
Bought USD Solid ZAR at 0.05270591 16/05/2024	8,281,969	(61,108)	(0.00)
Bought EUR Solid USD at 0.91840453 16/05/2024	3,447,088	(62,620)	(0.00)
Bought USD Solid ZAR at 0.05234246 16/05/2024	4,439,388	(65,144)	(0.00)
Bought IDR Solid USD at 15653.9998540 16/05/2024	1,700,297	(65,785)	(0.00)
Bought IDR Solid USD at 15670.00002040 16/05/2024	1,749,991	(65,927)	(0.00)
Bought CNY Solid USD at 7.19365000 16/05/2024	8,751,333	(65,650)	(0.00)
Bought KRW Solid USD at 1327.86379881 16/05/2024	1,898,345	(74,925)	(0.00)
Bought BRL Solid USD at 0.14130000 16/05/2024	2,428,731	(79,339)	(0.00)
Bought CNY Solid USD at 7.14500000 16/05/2024	8,378,134	(84,765)	(0.00)
Bought THB Solid USD at 35.71000000 16/05/2024	2,869,872	(101,313)	(0.00)
Bought IDR Solid USD at 15733.59999819 16/05/2024	3,362,789	(109,693)	(0.00)
Bought USD Solid PEN at 0.25738038 16/05/2024	3,382,735	(114,273)	(0.00)
Bought COP Solid USD at 0.0010999997 28/05/2024	5,271,295	(119,181)	(0.00)
Bought BRL Solid USD at 0.50921000 16/05/2024	3,666,607	(123,558)	(0.00)
Bought USD Solid EUR at 1.06821230 13/06/2024	6,052,002	(129,201)	(0.00)
Bought USD Solid ZAR at 0.05177787 16/05/2024	5,570,413	(138,461)	(0.00)
Bought USD Solid MYR at 0.20881188 28/05/2024	41,854,129	(146,289)	(0.00)
Bought USD Solid EUR at 1.06735560 13/06/2024	64,753,413	(180,534)	(0.00)
Bought THB Solid USD at 35.55129999 16/05/2024	4,804,673	(190,215)	(0.00)
Bought EUR Solid USD at 0.91853576 13/06/2024	13,465,584	(228,947)	(0.00)
Bought USD Solid ZAR at 0.05256635 13/06/2024	37,414,500	(289,590)	(0.01)
Bought EUR Solid USD at 0.92921200 16/05/2024	56,131,641	(625,129)	(0.00)
Bought USD Solid GBP at 1.24638700 28/05/2024	327,808,185	(1,345,777)	(0.03)
Bought USD Solid EUR at 1.06547120 28/05/2024	508,395,322	(1,827,739)	(0.03)
Bought USD Solid EUR at 1.06555100 28/05/2024	986,142,822	(3,726,111)	(0.07)
	(2,886,075)	(0.02)	

A-ACC Shares (CZK) (CZK/USD hedged)

Bought CZK Solid USD at 0.05350000 31/05/2024	41,801,306	171,898	0.00
		171,898	0.00

A-ACC Shares (EUR) (hedged)

Bought USD Solid JPY at 0.00649142 31/05/2024	22,348,566	399,583	0.01
Bought USD Solid BRL at 0.19417853 31/05/2024	16,758,996	1,392,803	0.00
Bought USD Solid CHF at 0.90066353 19/05/2024	8,637,944	37,323	0.00
Bought USD Solid KRW at 0.00012980 31/05/2024	1,661,354	15,211	0.00
Bought USD Solid SEK at 0.09225383 31/05/2024	1,120,645	13,856	0.00
Bought USD Solid IDR at 0.00006181 31/05/2024	2,253,241	12,491	0.00
Bought USD Solid MYR at 0.20881188 28/05/2024	2,514,844	10,683	0.00
Bought USD Solid PEN at 0.26292773 31/05/2024	533,424	5,933	0.00
Bought ZAR Solid USD at 19.05753608 31/05/2024	540,180	5,745	0.00
Bought CNY Solid USD at 7.25209999 31/05/2024	3,539,064	4,815	0.00
Bought USD Solid PLN at 0.24742780 31/05/2024	1,956,752	4,782	0.00
Bought USD Solid MXN at 0.05790454 16/05/2024	635,269	4,340	0.00
Bought USD Solid CAD at 0.73150589 31/05/2024	640,328	3,251	0.00
Bought MYR Solid USD at 4.77270001 31/05/2024	2,488,340	1,617	0.00
Bought USD Solid GBP at 1.25473610 31/05/2024	1,249,345	1,249	0.00
Bought USD Solid INR at 0.09158208 31/05/2024	79,668	1,138	0.00
Bought USD Solid AUD at 0.65115779 31/05/2024	429,688	1,043	0.00
Bought USD Solid PHP at 0.011735592 31/05/2024	296,255	736	0.00
Bought USD Solid HKD at 0.14356411 31/05/2024	229,910	138	0.00
Bought USD Solid RON at 4.21465748 31/05/2024	1,005,649	(58)	(0.00)
Bought USD Solid RUB at 0.00974919 31/05/2024	92,932	(167)	(0.00)
Bought USD Solid CLP at 0.00104499 31/05/2024	381,562	(455)	(0.00)
Bought USD Solid ILS at 0.26647487 31/05/2024	81,199	(510)	(0.00)
Bought USD Solid THB at 0.02770349 31/05/2024	1,088,038	(577)	(0.00)
Bought USD Solid HUF at 0.12186856 31/05/2024	1,062,916	(609)	(0.00)
Bought USD Solid CZK at 0.04231846 31/05/2024	562,562	(2,304)	(0.00)
Bought THB Solid USD at 36.94140000 31/05/2024	3,476,141	(2,743)	(0.00)

	契約額等 USD	未実現 (損益) (米ドル)	% Net Assets
Bought USD Sold PEN at 0.26928775 31/05/2024	21,093	235	0.00
Bought ZAR Sold USD at 19.05734005 31/05/2024	20,711	220	0.00
Bought USD Sold MXN at 0.05870431 31/05/2024	30,710	210	0.00
Bought CNY Sold USD at 7.25250994 31/05/2024	135,484	160	0.00
Bought USD Sold PLN at 0.24742780 31/05/2024	65,532	160	0.00
Bought USD Sold EUR at 1.07272903 31/05/2024	57,123	160	0.00
Bought USD Sold CAD at 0.73150583 31/05/2024	23,727	120	0.00
Bought MYR Sold USD at 4.77231073 31/05/2024	45,271	62	0.00
Bought USD Sold GBP at 1.25473636 31/05/2024	20,651	53	0.00
Bought USD Sold AUD at 0.65113800 31/05/2024	16,239	39	0.00
Bought USD Sold PHP at 0.01135592 31/05/2024	10,142	25	0.00
Bought USD Sold EUR at 1.06987904 31/05/2024	42,361	6	0.00
Bought USD Sold CLP at 0.00104499 31/05/2024	37,918	(2)	0.00
Bought USD Sold THB at 0.02703419 31/05/2024	13,906	(17)	0.00
Bought EUR Sold USD at 0.93430205 31/05/2024	41,809	(22)	0.00
Bought EUR Sold HKD at 0.12786853 31/05/2024	42,385	(24)	0.00
Bought USD Sold CZK at 0.04251846 31/05/2024	40,666	(37)	0.00
Bought THB Sold USD at 36.94140048 31/05/2024	22,398	(92)	0.00
Bought EUR Sold USD at 0.93125829 31/05/2024	137,434	(108)	0.00
Bought TWD Sold USD at 32.55199604 31/05/2024	32,322	(123)	0.00
Bought EUR Sold EUR at 0.92995150 31/05/2024	71,492	(150)	0.00
Bought SGD Sold USD at 1.35908502 31/05/2024	25,055	(131)	0.00
Bought USD Sold GBP at 1.25457266 31/05/2024	136,195	(269)	0.00
Bought USD Sold TRY at 0.02948424 31/05/2024	64,079	(408)	0.00
Bought USD Sold ZAR at 0.05208563 31/05/2024	45,345	(679)	0.00
Bought USD Sold COP at 0.00025263 31/05/2024	86,828	(1,546)	0.00
	293,922	(2,784)	(0.00)
		192,621	0.00

A-ACC Shares (JPY) (hedged)

Bought USD Sold BRL at 0.19417852 31/05/2024	124,245	981	0.00
Bought USD Sold CHF at 1.09849635 31/05/2024	75,470	326	0.00
Bought USD Sold SEK at 0.0925386 31/05/2024	12,029	149	0.00
Bought USD Sold KRW at 0.00072980 31/05/2024	14,842	136	0.00
Bought USD Sold IDR at 0.00006181 31/05/2024	23,788	132	0.00
Bought USD Sold MXN at 0.05857534 31/05/2024	20,407	94	0.00
Bought ZAR Sold USD at 19.05734287 31/05/2024	4,917	62	0.00
Bought CNY Sold USD at 7.25251086 31/05/2024	31,341	43	0.00
Bought USD Sold PLN at 0.24742785 31/05/2024	17,105	42	0.00
Bought USD Sold MXN at 0.05870449 31/05/2024	6,099	42	0.00
Bought USD Sold EUR at 1.07272941 31/05/2024	12,730	36	0.00
Bought TRY Sold USD at 36.94140048 31/05/2024	12,022	27	0.00
Bought USD Sold TRY at 0.02997462 31/05/2024	9,767	14	0.00
Bought MYR Sold USD at 4.77270016 31/05/2024	22,042	14	0.00
Bought USD Sold GBP at 1.25473636 31/05/2024	4,130	11	0.00
Bought USD Sold THB at 0.02703419 31/05/2024	9,567	(5)	0.00
Bought THB Sold USD at 36.94139900 31/05/2024	31,055	(25)	0.00
Bought TWD Sold USD at 32.55199500 31/05/2024	16,214	(29)	0.00
Bought SGD Sold USD at 1.35908482 31/05/2024	31,492	(62)	0.00
Bought EUR Sold USD at 0.92995123 31/05/2024	12,796	(67)	0.00
Bought USD Sold GBP at 1.24557241 31/05/2024	14,518	(92)	0.00
Bought USD Sold TRY at 0.02948423 31/05/2024	10,249	(153)	0.00
Bought USD Sold ZAR at 0.05208563 31/05/2024	19,627	(350)	0.00
Bought USD Sold COP at 0.00025263 31/05/2024	68,790	(652)	0.00
Bought JPY Sold USD at 154.04940008 31/05/2024	5,109,422	(89,750)	(0.00)
		(89,079)	(0.00)

A-ACC Shares (PLN) (PLN/USD hedged)

Bought PLN Sold USD at 4.04158310 31/05/2024	9,290,196	(22,647)	(0.00)
		(22,647)	(0.00)

A-ACC Shares (SEK/USD) (hedged)

Bought SEK Sold USD at 10.83965857 31/05/2024	78,886	(963)	(0.00)
		(963)	(0.00)

A-ACC Shares (USD) (hedged)

Bought USD Sold JPY at 0.00649142 31/05/2024	1,316,751	23,543	0.00
Bought USD Sold BRL at 0.19417853 31/05/2024	798,585	6,304	0.00
Bought USD Sold CHF at 1.09849635 31/05/2024	485,743	2,099	0.00
Bought USD Sold SEK at 0.0925386 31/05/2024	77,403	957	0.00
Bought USD Sold KRW at 0.00072980 31/05/2024	97,341	891	0.00
Bought USD Sold IDR at 0.00006181 31/05/2024	152,906	848	0.00
Bought USD Sold MXN at 0.05857534 31/05/2024	133,545	616	0.00
Bought ZAR Sold USD at 19.05735487 31/05/2024	33,955	364	0.00
Bought USD Sold EUR at 0.26928775 31/05/2024	31,209	348	0.00
Bought CNY Sold USD at 7.25250990 31/05/2024	201,379	271	0.00
Bought USD Sold PLN at 0.24742779 31/05/2024	109,886	269	0.00
Bought USD Sold MXN at 0.05870454 31/05/2024	35,963	246	0.00
Bought USD Sold EUR at 1.07272896 31/05/2024	81,620	229	0.00
Bought USD Sold EUR at 0.01135592 31/05/2024	35,990	181	0.00
Bought MYR Sold USD at 4.77269990 31/05/2024	141,576	92	0.00
Bought USD Sold GBP at 1.25473610 31/05/2024	25,657	65	0.00
Bought USD Sold AUD at 0.65113774 31/05/2024	24,999	59	0.00
Bought USD Sold PHP at 0.01135592 31/05/2024	16,658	41	0.00
Bought USD Sold EUR at 1.06987901 31/05/2024	62,686	9	0.00
Bought USD Sold DKK at 0.14356420 31/05/2024	12,784	8	0.00
Bought USD Sold RON at 0.21457648 31/05/2024	56,480	(3)	0.00
Bought USD Sold CLP at 0.00104499 31/05/2024	25,322	(30)	0.00
Bought USD Sold THB at 0.02703419 31/05/2024	35,450	(35)	0.00
Bought EUR Sold USD at 0.93430199 31/05/2024	62,721	(35)	0.00
Bought EUR Sold USD at 0.93069636 31/05/2024	10,530	(44)	0.00
Bought USD Sold HKD at 0.12786857 31/05/2024	60,486	(55)	0.00
Bought USD Sold CZK at 0.04251846 31/05/2024	32,658	(134)	0.00
Bought THB Sold USD at 36.94139997 31/05/2024	203,671	(161)	0.00
Bought EUR Sold USD at 0.93125830 31/05/2024	46,496	(177)	0.00
Bought EUR Sold USD at 0.92995128 31/05/2024	35,486	(185)	0.00

	契約額等 USD	未実現 (損益) (米ドル)	% Net Assets
Bought TWD Sold USD at 32.55200074 31/05/2024	106,414	(193)	(0.00)
Bought USD Sold HUF at 0.00270901 31/05/2024	44,415	(326)	(0.00)
Bought SGD Sold USD at 1.35908503 31/05/2024	202,489	(400)	(0.00)
Bought USD Sold GBP at 1.24557266 31/05/2024	94,742	(604)	(0.00)
Bought USD Sold TRY at 0.02948424 31/05/2024	65,713	(984)	(0.00)
Bought USD Sold ZAR at 0.05208563 31/05/2024	128,436	(2,290)	(0.00)
Bought USD Sold COP at 0.00025263 31/05/2024	444,694	(4,212)	(0.00)
		27,570	0.00

A-HMDDIST (G) Shares (AUD) (hedged)

Bought USD Sold JPY at 0.00649142 31/05/2024	2,159,619	38,613	0.00
Bought USD Sold BRL at 0.19417853 31/05/2024	1,316,738	10,395	0.00
Bought USD Sold CHF at 1.09849634 31/05/2024	803,921	3,474	0.00
Bought USD Sold SEK at 0.09225385 31/05/2024	126,557	1,565	0.00
Bought USD Sold KRW at 0.00072980 31/05/2024	160,013	1,465	0.00
Bought USD Sold IDR at 0.00006181 31/05/2024	252,115	1,598	0.00
Bought USD Sold MXN at 0.05857534 31/05/2024	212,351	980	0.00
Bought ZAR Sold USD at 0.26928771 31/05/2024	51,374	571	0.00
Bought USD Sold EUR at 19.05735491 31/05/2024	50,521	537	0.00
Bought USD Sold MXN at 0.05870454 31/05/2024	73,612	503	0.00
Bought CNY Sold USD at 7.25251006 31/05/2024	336,511	458	0.00
Bought USD Sold PLN at 0.24742780 31/05/2024	159,128	389	0.00
Bought USD Sold EUR at 1.07272899 31/05/2024	121,414	341	0.00
Bought USD Sold CAD at 0.73150592 31/05/2024	57,788	293	0.00
Bought MYR Sold USD at 4.77270005 31/05/2024	236,470	154	0.00
Bought USD Sold GBP at 1.25473600 31/05/2024	50,062	128	0.00
Bought USD Sold PHP at 0.01135592 31/05/2024	27,569	68	0.00
Bought USD Sold EUR at 1.06987904 31/05/2024	89,322	13	0.00
Bought USD Sold DKK at 0.14356418 31/05/2024	20,747	12	0.00
Bought USD Sold RON at 0.21457647 31/05/2024	93,582	(5)	0.00
Bought USD Sold CLP at 0.00104499 31/05/2024	41,960	(50)	0.00
Bought USD Sold THB at 0.02703419 31/05/2024	103,325	(55)	0.00
Bought EUR Sold USD at 0.92995123 31/05/2024	101,006	(57)	0.00
Bought USD Sold HKD at 0.12786836 31/05/2024	100,006	(92)	0.00
Bought USD Sold CZK at 0.04231846 31/05/2024	54,344	(223)	0.00
Bought EUR Sold USD at 0.93125819 31/05/2024	64,858	(247)	0.00
Bought THB Sold USD at 36.94139955 31/05/2024	34,806	(264)	0.00
Bought EUR Sold USD at 0.92995145 31/05/2024	60,326	(514)	0.00
Bought TWD Sold USD at 32.55199962 31/05/2024	173,421	(315)	0.00
Bought USD Sold HUF at 0.00270901 31/05/2024	73,598	(539)	0.00
Bought SGD Sold USD at 1.35908502 31/05/2024	338,169	(668)	0.00
Bought USD Sold GBP at 1.24557266 31/05/2024	110,978	(889)	0.00
Bought USD Sold TRY at 0.02948424 31/05/2024	110,998	(1,662)	0.00
Bought USD Sold ZAR at 0.05208563 31/05/2024	210,311	(3,750)	0.00
Bought USD Sold COP at 0.00025263 31/05/2024	704,847	(6,676)	0.00
Bought AUD Sold USD at 1.53577323 31/05/2024	58,041,447	(140,373)	(0.00)
		(95,126)	(0.00)

A-HMDDIST (G) Shares (PLN) (PLN/USD hedged)

Bought PLN Sold USD at 4.04158310 31/05/2024	43,433,649	(105,879)	(0.00)
		(105,879)	(0.00)

A-MCDIST (G) Shares (SGD) (SGD/USD hedged)

Bought USD Sold SGD at 0.73670740 31/05/2024	12,170,649	67,366	0.00
Bought SGD Sold USD at 1.35908500 31/05/2024	342,547,155	(36,647)	(0.01)
		(637,647)	(0.01)

A-MINCOME (G) Shares (AUD) (hedged)

Bought USD Sold JPY at 0.00649142 31/05/2024	561,566	10,042	0.00
Bought USD Sold BRL at 0.19417853 31/05/2024	346,379	2,734	0.00
Bought USD Sold CHF at 1.09849633 31/05/2024	211,863	915	0.00
Bought USD Sold SEK at 0.0925386 31/05/2024	33,353	412	0.00
Bought USD Sold KRW at 0.00072980 31/05/2024	41,789	383	0.00
Bought USD Sold IDR at 0.00006181 31/05/2024	66,322	368	0.00
Bought USD Sold MXN at 0.05857534 31/05/2024	56,405	260	0.00
Bought ZAR Sold USD at 19.05734115 31/05/2024	13,422	143	0.00
Bought USD Sold EUR at 0.26928770 31/05/2024	18,028	123	0.00
Bought CNY Sold USD at 7.25250979 31/05/2024	89,017	121	0.00
Bought USD Sold PLN at 0.24742780 31/05/2024	42,256	103	0.00
Bought USD Sold EUR at 1.07272908 31/05/2024	36,055	107	0.00
Bought USD Sold CAD at 0.73150575 31/05/2024	18,996	96	0.00
Bought MYR Sold USD at 4.77269996 31/05/2024	62,585	41	0.00
Bought USD Sold GBP at 1.25473619 31/05/2024	13,141	34	0.00
Bought USD Sold EUR at 1.06987920 31/05/2024	26,743	145	0.00
Bought USD Sold RON at 0.21457648 31/05/2024	24,699	(1)	0.00
Bought USD Sold CLP at 0.00104499 31/05/2024	11,072	(13)	0.00
Bought USD Sold THB at 0.02703418 31/05/2024	27,181	(14)	0.00
Bought EUR Sold USD at 0.93430212 31/05/2024	26,758	(15)	0.00
Bought USD Sold HUF at 0.00270908 31/05/2024	26,734	(64)	0.00
Bought USD Sold CZK at 0.04231847 31/05/2024	14,218	(58)	0.00
Bought THB Sold USD at 36.94139859 31/05/2024	87,456	(69)	0.00
Bought EUR Sold USD at 0.93125842 31/05/2024	20,403	(78)	0.00
Bought TWD Sold USD at 32.55199955 31/05/2024	45,288	(82)	0.00
Bought EUR Sold USD at 0.92995126 31/05/2024	15,807	(82)	0.00
Bought USD Sold HUF at 0.00270901 31/05/2024	19,421	(142)	0.00
Bought SGD Sold USD at 1.35908501 31/05/2024	89,472	(177)	0.00
Bought USD Sold GBP at 1.24557276 31/05/2024	40,425	(258)	0.00
Bought USD Sold TRY at 0.02948424 31/05/2024	40,425	(290)	0.00
Bought USD Sold ZAR at 0.05208563 31/05/2024	54,925	(979)	0.00
Bought USD Sold COP at 0.00025263 31/05/2024	188,066	(1,781)	0.00
Bought AUD Sold USD at 1.53577323 31/05/2024	15,016,800	(36,371)	(0.00)
		(24,558)	(0.00)

	契約額等 USD	未実現 (損益) (米ドル)	% Net Assets
--	----------	----------------	--------------

A-MINCOME (G) Shares (JPY) (hedged)

Bought USD Solid BRL at 0.19417853 31/05/2024	149,733	1,182	0.00
Bought USD Solid CHF at 1.09849633 31/05/2024	77,439	335	0.00
Bought USD Solid KRW at 0.00072980 31/05/2024	14,668	154	0.00
Bought TRY Solid USD at 33.55199798 31/05/2024	10,013	154	0.00
Bought USD Solid SEK at 0.09225380 31/05/2024	9,705	120	0.00
Bought USD Solid IDR at 0.00006181 31/05/2024	21,481	119	0.00
Bought USD Solid MXN at 0.05857534 31/05/2024	20,765	96	0.00
Bought ZAR Solid USD at 19.6573535 31/05/2024	52	4	0.00
Bought USD Solid PLN at 0.24742781 31/05/2024	18,018	44	0.00
Bought CNY Solid USD at 7.25251011 31/05/2024	31,058	42	0.00
Bought USD Solid MXN at 0.05870449 31/05/2024	5,323	36	0.00
Bought USD Solid EUR at 1.07272906 31/05/2024	12,316	35	0.00
Bought MYR Solid USD at 4.77269900 31/05/2024	21,833	14	0.00
Bought USD Solid GBP at 1.25473636 31/05/2024	4,130	11	0.00
Bought USD Solid THB at 0.02703419 31/05/2024	9,572	(5)	(0.00)
Bought THB Solid USD at 36.94140301 31/05/2024	30,692	(24)	(0.00)
Bought USD Solid HUF at 32.55200383 31/05/2024	16,017	(29)	(0.00)
Bought SGD Solid USD at 1.35908500 31/05/2024	31,197	(62)	(0.00)
Bought EUR Solid USD at 0.92995159 31/05/2024	12,581	(64)	(0.00)
Bought USD Solid GBP at 1.24357281 31/05/2024	14,268	(91)	(0.00)
Bought USD Solid TRY at 0.02948425 31/05/2024	10,147	(152)	(0.00)
Bought USD Solid ZAR at 0.05208664 31/05/2024	19,319	(346)	(0.00)
Bought USD Solid COP at 0.00025263 31/05/2024	61,599	(583)	(0.00)
Bought JPY Solid USD at 154.04940008 31/05/2024	5,050,569	(88,116)	(0.00)
		(87,719)	(0.00)

A-MINCOME (G) Shares (SGD) (SGD/USD hedged)

Bought SGD Solid USD at 1.35908500 31/05/2024	293,962,924	(580,951)	(0.01)
		(580,951)	(0.01)

A-QINCOME (G) Shares (EUR) (hedged)

Bought USD Solid JPY at 0.00649142 31/05/2024	22,914,833	409,707	0.01
Bought USD Solid BRL at 0.19417853 31/05/2024	17,029,554	134,439	0.00
Bought USD Solid CHF at 1.09849634 31/05/2024	8,752,786	37,821	0.00
Bought USD Solid KRW at 0.00072980 31/05/2024	1,698,808	15,554	0.00
Bought USD Solid IDR at 0.00006181 31/05/2024	2,741,410	15,197	0.00
Bought USD Solid SEK at 0.09225383 31/05/2024	1,134,469	14,027	0.00
Bought USD Solid MXN at 0.05857534 31/05/2024	2,363,372	19,909	0.00
Bought USD Solid PEN at 0.26928773 31/05/2024	545,462	6,066	0.00
Bought ZAR Solid USD at 19.6573535 31/05/2024	547,931	5,827	0.00
Bought CNY Solid USD at 7.25251001 31/05/2024	3,604,228	4,904	0.00
Bought USD Solid PLN at 0.24742780 31/05/2024	1,987,679	4,857	0.00
Bought USD Solid MXN at 0.05870454 31/05/2024	665,740	4,548	0.00
Bought USD Solid CAD at 0.73150578 31/05/2024	650,445	3,502	0.00
Bought MYR Solid USD at 4.77200000 31/05/2024	2,334,142	1,647	0.00
Bought USD Solid GBP at 1.25473609 31/05/2024	508,002	1,295	0.00
Bought USD Solid NOK at 0.09158258 31/05/2024	80,769	1,154	0.00
Bought USD Solid AUD at 0.65115781 31/05/2024	436,245	1,059	0.00
Bought USD Solid PHP at 0.01173592 31/05/2024	300,995	747	0.00
Bought USD Solid DKK at 0.14356416 31/05/2024	233,540	140	0.00
Bought USD Solid RON at 0.21457648 31/05/2024	1,021,529	(59)	(0.00)
Bought USD Solid RSD at 0.00911049 31/05/2024	96,500	(171)	(0.00)
Bought USD Solid CLP at 0.00104499 31/05/2024	38,415	(457)	(0.00)
Bought USD Solid ILS at 0.26647486 31/05/2024	82,566	(519)	(0.00)
Bought USD Solid THB at 0.02703419 31/05/2024	1,102,463	(585)	(0.00)
Bought USD Solid HKD at 0.12786836 31/05/2024	1,082,485	(987)	(0.00)
Bought USD Solid CZK at 0.04231846 31/05/2024	574,787	(2,354)	(0.00)
Bought THB Solid USD at 36.94140000 31/05/2024	3,558,508	(2,805)	(0.00)
Bought TWD Solid USD at 32.55199998 31/05/2024	1,854,144	(3,371)	(0.00)
Bought USD Solid HUF at 0.00270901 31/05/2024	803,395	(5,888)	(0.00)
Bought SGD Solid USD at 1.35908500 31/05/2024	3,623,709	(7,162)	(0.00)
Bought USD Solid GBP at 1.24357272 31/05/2024	1,648,660	(10,502)	(0.00)
Bought USD Solid TRY at 0.02948424 31/05/2024	1,177,754	(17,632)	(0.00)
Bought USD Solid ZAR at 0.05208653 31/05/2024	2,238,991	(59,225)	(0.00)
Bought USD Solid COP at 0.00025263 31/05/2024	8,398,718	(79,500)	(0.00)
Bought EUR Solid USD at 0.93441526 31/05/2024	616,251,386	(267,067)	(0.01)
		234,166	(0.00)

D-ACC Shares (EUR) (hedged)

Bought USD Solid JPY at 0.00649142 31/05/2024	411,191	7,352	0.00
Bought USD Solid BRL at 0.19417853 31/05/2024	268,931	2,123	0.00
Bought USD Solid CHF at 1.09849636 31/05/2024	165,159	714	0.00
Bought USD Solid KRW at 0.00072981 31/05/2024	118,313	619	0.00
Bought USD Solid SEK at 0.09225383 31/05/2024	23,192	287	0.00
Bought USD Solid KRW at 0.00072980 31/05/2024	50,789	282	0.00
Bought USD Solid IDR at 0.00006181 31/05/2024	42,439	235	0.00
Bought USD Solid MXN at 0.05857534 31/05/2024	44,120	204	0.00
Bought ZAR Solid USD at 19.6573535 31/05/2024	10,096	107	0.00
Bought CNY Solid USD at 7.25251053 31/05/2024	66,170	90	0.00
Bought USD Solid PLN at 0.24742776 31/05/2024	32,186	79	0.00
Bought USD Solid CAD at 0.73150578 31/05/2024	12,591	64	0.00
Bought MYR Solid USD at 4.77200000 31/05/2024	46,536	30	0.00
Bought USD Solid GBP at 1.25473662 31/05/2024	8,886	23	0.00
Bought USD Solid RON at 0.21457646 31/05/2024	19,506	(1)	(0.00)
Bought USD Solid THB at 0.02703419 31/05/2024	20,576	(11)	(0.00)
Bought USD Solid HKD at 0.12786838 31/05/2024	19,876	(18)	(0.00)
Bought USD Solid CZK at 0.04231845 31/05/2024	10,228	(42)	(0.00)
Bought THB Solid USD at 36.94139872 31/05/2024	64,421	(51)	(0.00)
Bought TWD Solid USD at 32.55200383 31/05/2024	33,574	(61)	(0.00)
Bought USD Solid HUF at 0.00270901 31/05/2024	12,838	(94)	(0.00)
Bought SGD Solid USD at 1.35908499 31/05/2024	66,515	(131)	(0.00)
Bought USD Solid GBP at 1.24357288 31/05/2024	29,356	(188)	(0.00)
Bought USD Solid TRY at 0.02948424 31/05/2024	21,476	(322)	(0.00)
Bought USD Solid ZAR at 0.05208653 31/05/2024	40,267	(718)	(0.00)
Bought USD Solid COP at 0.00025263 31/05/2024	139,148	(1,318)	(0.00)

	契約額等 USD	未実現 (損益) (米ドル)	% Net Assets
--	----------	----------------	--------------

Bought EUR Solid USD at 0.93432023 31/05/2024

	10,995,481	(6,097)	(0.00)
		3,157	0.00

D-QINCOME (G) Shares (EUR) (hedged)

Bought USD Solid JPY at 0.00649131 31/05/2024			
Bought USD Solid BRL at 0.19417853 31/05/2024	2,002,807	35,809	0.00
Bought USD Solid CHF at 1.09849635 31/05/2024	1,308,319	10,328	0.00
Bought USD Solid KRW at 0.00072980 31/05/2024	80,827	3,469	0.00
Bought USD Solid SEK at 0.09225384 31/05/2024	121,062	1,497	0.00
Bought USD Solid KRW at 0.00072980 31/05/2024	148,743	1,362	0.00
Bought USD Solid IDR at 0.00006181 31/05/2024	205,172	1,137	0.00
Bought USD Solid MXN at 0.05857534 31/05/2024	215,992	993	0.00
Bought USD Solid PEN at 0.26928773 31/05/2024	47,752	531	0.00
Bought ZAR Solid USD at 19.05735363 31/05/2024	48,606	517	0.00
Bought CNY Solid USD at 7.25251000 31/05/2024	321,392	437	0.00
Bought USD Solid PLN at 0.24742779 31/05/2024	156,758	383	0.00
Bought USD Solid CAD at 0.73150589 31/05/2024	61,791	314	0.00
Bought MYR Solid USD at 4.77270000 31/05/2024	225,973	147	0.00
Bought USD Solid GBP at 1.25473610 31/05/2024	43,679	111	0.00
Bought USD Solid AUD at 0.65115783 31/05/2024	39,493	90	0.00
Bought USD Solid PHP at 0.01173592 31/05/2024	22,282	55	0.00
Bought USD Solid DKK at 0.14356417 31/05/2024	22,182	13	0.00
Bought USD Solid RON at 0.21457649 31/05/2024	94,934	(5)	(0.00)
Bought USD Solid CLP at 0.00104499 31/05/2024	38,296	(45)	(0.00)
Bought USD Solid THB at 0.02703419 31/05/2024	97,196	(52)	(0.00)
Bought USD Solid HKD at 0.12786836 31/05/2024	96,526	(88)	(0.00)
Bought USD Solid CZK at 0.04231846 31/05/2024	50,379	(206)	(0.00)
Bought THB Solid USD at 36.94139989 31/05/2024	311,223	(246)	(0.00)
Bought TWD Solid USD at 32.55200384 31/05/2024	162,230	(295)	(0.00)
Bought USD Solid HUF at 0.00270901 31/05/2024	62,454	(488)	(0.00)
Bought SGD Solid USD at 1.35908498 31/05/2024	323,159	(639)	(0.00)
Bought USD Solid GBP at 1.24357272 31/05/2024	144,053	(918)	(0.00)
Bought USD Solid TRY at 0.02948424 31/05/2024	103,811	(1,554)	(0.00)
Bought USD Solid ZAR at 0.05208658 31/05/2024	195,820	(3,035)	(0.00)
Bought USD Solid COP at 0.00025263 31/05/2024	700,368	(6,452)	(0.00)
Bought EUR Solid USD at 0.93432023 31/05/2024	533,866	(29,685)	(0.00)
		12,882	0.00

E-ACC Shares (EUR) (hedged)

Bought USD Solid JPY at 0.00649142 31/05/2024	5,318,431	95,091	0.00
Bought USD Solid BRL at 0.19417853 31/05/2024	3,327,004	26,265	0.00
Bought USD Solid CHF at 1.09849634 31/05/2024	2,022,928	8,741	0.00
Bought USD Solid KRW at 0.00072980 31/05/2024	394,001	3,607	0.00
Bought USD Solid IDR at 0.00006181 31/05/2024	637,023	3,551	0.00
Bought USD Solid SEK at 0.09225383 31/05/2024	259,022	3,024	0.00
Bought USD Solid MXN at 0.05857534 31/05/2024	547,122	2,525	0.00
Bought USD Solid PEN at 0.26928773 31/05/2024	126,505	1,407	0.00
Bought ZAR Solid USD at 19.05735367 31/05/2024	126,838	1,349	0.00
Bought CNY Solid USD at 7.25251000 31/05/2024	833,408	1,134	0.00
Bought USD Solid PLN at 0.24742780 31/05/2024	156,290	1,068	0.00
Bought USD Solid PLN at 0.24742779 31/05/2024	422,613	1,033	0.00
Bought USD Solid CAD at 0.73150587 31/05/2024	148,692	755	0.00
Bought MYR Solid USD at 4.77269997 31/05/2024	585,979	381	0.00
Bought USD Solid GBP at 1.25473606 31/05/2024	118,021	301	0.00
Bought USD Solid NOK at 0.09158256 31/05/2024	18,745	268	0.00
Bought USD Solid AUD at 0.65115777 31/05/2024	100,422	244	0.00
Bought USD Solid PHP at 0.01173592 31/05/2024	69,376	172	0.00
Bought USD Solid DKK at 0.14356415 31/05/2024	53,388	32	0.00
Bought USD Solid RON at 0.21457648 31/05/2024	235,490	(14)	(0.00)
Bought USD Solid RSD at 0.00911049 31/05/2024	22,277	(40)	(0.00)
Bought USD Solid CLP at 0.00104499 31/05/2024	87,747	(104)	(0.00)
Bought USD Solid THB at 0.02703419 31/05/2024	19,039	(120)	(0.00)
Bought USD Solid HKD at 0.12786836 31/05/2024	254,984	(335)	(0.00)
Bought USD Solid CZK at 0.04231846 31/05/2024	250,300	(278)	(0.00)
Bought USD Solid DKK at 0.04231846 31/05/2024	133,205	(546)	(0.00)
Bought THB Solid USD at 36.94139993 31/05/2024	824,389	(651)	(0.00)
Bought TWD Solid USD at 32.55199994 31/05/2024	429,568	(781)	(0.00)
Bought USD Solid HUF at 0.00270901 31/05/2024	185,211	(1,060)	(0.00)
Bought SGD Solid USD at 1.35908499 31/05/2024	837,990	(1,656)	(0.00)
Bought USD Solid GBP at 1.24357269 31/05/2024	382,597	(2,437)	(0.00)
Bought USD Solid TRY at 0.02948424 31/05/2024	272,989	(4,087)	(0.00)
Bought USD Solid ZAR at 0.05208658 31/05/2024	519,367	(9,261)	(0.00)
Bought USD Solid COP at 0.00025263 31/05/2024	1,887,391	(17,877)	(0.00)
Bought EUR Solid USD at 0.93425714 31/05/2024	142,126,012	(82,896)	(0.00)
		28,917	0.00

E-QINCOME (G) Shares (EUR) (hedged)

Bought USD Solid JPY at 0.00649142 31/05/2024	11,822,921	211,389	0.00
Bought USD Solid BRL at 0.19417853 31/05/2024	7,314,419	57,743	0.00
Bought USD Solid CHF at 1.09849635 31/05/2024	4,430,225	19,144	0.00
Bought USD Solid KRW at 0.00072983 31/05/2024	702,408	8,685	0.00
Bought USD Solid SEK at 0.09225383 31/05/2024	875,809	8,001	0.00
Bought USD Solid IDR at 0.00006181 31/05/2024	1,400,496	7,764	0.00
Bought USD Solid MXN at 0.05857534 31/05/2024	1,226,609	5,659	0.00
Bought USD Solid PEN at 0.26928773 31/05/2024	280,574	3,120	0.00
Bought ZAR Solid USD at 19.05735602 31/05/2024	282,353	3,003	0.00
Bought CNY Solid USD at 7.25251001 31/05/2024	1,839,418	2,503	0.00
Bought USD Solid PLN at 0.05870454 31/05/2024	326,362	2,298	0.00
Bought USD Solid PLN at 0.24742780 31/05/2024	918,706		

	契約額等 USD	未実現 (損) 益 (米ドル)	% Net Assets
Bought USD Solid RSD at 0.00911049 31/05/2024	49,405	(88)	(0.00)
Bought USD Solid CLP at 0.00104499 31/05/2024	188,684	(224)	(0.00)
Bought USD Solid ILS at 0.26647486 31/05/2024	42,021	(264)	(0.00)
Bought USD Solid THB at 0.02703491 31/05/2024	563,540	(299)	(0.00)
Bought USD Solid HKD at 0.12786856 31/05/2024	552,447	(504)	(0.00)
Bought USD Solid CZK at 0.04231846 31/05/2024	295,272	(1,209)	(0.00)
Bought THB Solid USD at 36.94140002 31/05/2024	1,828,317	(1,445)	(0.00)
Bought TWD Solid USD at 32.55199984 31/05/2024	954,450	(1,735)	(0.00)
Bought USD Solid HUF at 0.00270901 31/05/2024	406,520	(2,979)	(0.00)
Bought SGD Solid USD at 1.35908500 31/05/2024	1,849,480	(3,655)	(0.00)
Bought USD Solid GBP at 1.24357270 31/05/2024	850,550	(5,418)	(0.00)
Bought USD Solid TRY at 0.02748424 31/05/2024	602,765	(9,024)	(0.00)
Bought USD Solid ZAR at 0.05208563 31/05/2024	1,154,800	(20,595)	(0.00)
Bought USD Solid COP at 0.00025263 31/05/2024	4,102,778	(58,860)	(0.00)
Bought EUR Solid USD at 0.93426457 31/05/2024	318,209,043	(182,390)	(0.00)
		67,543	0.00

I Shares (EUR) (EUR/USD hedged)

Bought EUR Solid USD at 0.93451092 31/05/2024	56,940	(31)	(0.00)
		(31)	(0.00)

I-ACC Shares (EUR) (hedged)

Bought EUR Solid USD at 0.93431093 31/05/2024	81,950,770	(44,661)	(0.00)
		(44,661)	(0.00)

X-QDIST Shares (EUR) (EUR/USD hedged)

Bought EUR Solid USD at 0.93451096 31/05/2024	74,493	(41)	(0.00)
		(41)	(0.00)

Y-ACC Shares (EUR) (hedged)

Bought USD Solid JPY at 0.00649142 31/05/2024	4,221,402	75,477	0.00
Bought USD Solid BRL at 0.19417853 31/05/2024	3,263,466	25,763	0.00
Bought USD Solid CHF at 1.09849634 31/05/2024	3,684,734	7,280	0.00
Bought USD Solid KRW at 0.00072980 31/05/2024	325,516	2,962	0.00
Bought USD Solid SEK at 0.01923383 31/05/2024	232,755	2,876	0.00
Bought USD Solid IDR at 0.00006181 31/05/2024	430,899	2,589	0.00
Bought USD Solid MXN at 0.05857534 31/05/2024	451,494	2,084	0.00
Bought USD Solid PEN at 0.26928774 31/05/2024	105,867	1,155	0.00
Bought ZAR Solid USD at 19.05735351 31/05/2024	100,974	1,074	0.00
Bought USD Solid PLN at 0.24742780 31/05/2024	400,843	980	0.00
Bought CNY Solid USD at 7.25251003 31/05/2024	689,568	958	0.00
Bought USD Solid CAD at 0.73150589 31/05/2024	124,820	634	0.00
Bought MYR Solid USD at 4.77269993 31/05/2024	484,841	315	0.00
Bought USD Solid GBP at 1.25473609 31/05/2024	92,239	255	0.00
Bought USD Solid AUD at 0.65113782 31/05/2024	83,649	203	0.00
Bought USD Solid NOK at 0.09158527 31/05/2024	12,443	178	0.00
Bought USD Solid PHP at 0.01135592 31/05/2024	57,591	143	0.00
Bought USD Solid DKK at 0.14356415 31/05/2024	44,823	27	0.00
Bought USD Solid RON at 0.21457648 31/05/2024	195,490	(11)	(0.00)
Bought USD Solid RSD at 0.00911049 31/05/2024	18,292	(33)	(0.00)
Bought USD Solid CLP at 0.00104499 31/05/2024	77,465	(92)	(0.00)
Bought USD Solid ILS at 0.26647492 31/05/2024	15,821	(99)	(0.00)
Bought USD Solid THB at 0.02703491 31/05/2024	225,925	(120)	(0.00)
Bought USD Solid HKD at 0.12786856 31/05/2024	207,105	(189)	(0.00)
Bought USD Solid CZK at 0.04231846 31/05/2024	109,682	(449)	(0.00)
Bought THB Solid USD at 36.94139982 31/05/2024	676,710	(534)	(0.00)
Bought TWD Solid USD at 32.55200033 31/05/2024	352,974	(642)	(0.00)
Bought USD Solid HUF at 0.00270901 31/05/2024	126,556	(926)	(0.00)
Bought SGD Solid USD at 1.35908500 31/05/2024	693,334	(1,370)	(0.00)
Bought USD Solid GBP at 1.24357268 31/05/2024	303,570	(1,935)	(0.00)
Bought USD Solid TRY at 0.02748424 31/05/2024	225,199	(3,571)	(0.00)
Bought USD Solid ZAR at 0.05208563 31/05/2024	412,354	(7,353)	(0.00)
Bought USD Solid COP at 0.00025263 31/05/2024	1,419,017	(13,440)	(0.00)
Bought EUR Solid USD at 0.93426462 31/05/2024	113,705,254	(67,381)	(0.00)
		26,748	0.00

Y-MINCOME (G) Shares (GBP) (GBP/USD hedged)

Bought GBP Solid USD at 0.80413473 31/05/2024	3,546,545	22,737	0.00
		22,737	0.00

Y-QINCOME (G) Shares (EUR) (hedged)

Bought USD Solid JPY at 0.00649142 31/05/2024	717,690	12,832	0.00
Bought USD Solid BRL at 0.19417853 31/05/2024	459,084	3,624	0.00
Bought USD Solid CHF at 1.09849634 31/05/2024	276,396	1,194	0.00
Bought USD Solid KRW at 0.00072980 31/05/2024	44,554	551	0.00
Bought USD Solid IDR at 0.00006181 31/05/2024	52,917	485	0.00
Bought USD Solid MXN at 0.05857534 31/05/2024	73,214	406	0.00
Bought USD Solid PEN at 0.26928774 31/05/2024	74,051	342	0.00
Bought ZAR Solid USD at 19.05735352 31/05/2024	16,992	189	0.00
Bought CNY Solid USD at 7.25251014 31/05/2024	115,891	158	0.00
Bought USD Solid PLN at 0.24742781 31/05/2024	63,014	154	0.00
Bought USD Solid MXN at 0.05870454 31/05/2024	20,932	143	0.00
Bought USD Solid GBP at 1.25473609 31/05/2024	19,796	101	0.00
Bought MYR Solid USD at 4.77269972 31/05/2024	81,484	53	0.00
Bought USD Solid GBP at 1.25473594 31/05/2024	16,020	41	0.00
Bought USD Solid AUD at 0.65113803 31/05/2024	13,856	34	0.00
Bought USD Solid RON at 0.21457647 31/05/2024	32,361	(9)	(0.00)
Bought USD Solid CLP at 0.00104499 31/05/2024	12,072	(14)	(0.00)
Bought USD Solid THB at 0.02703491 31/05/2024	33,849	(18)	(0.00)
Bought USD Solid HKD at 0.12786833 31/05/2024	34,812	(32)	(0.00)
Bought USD Solid CZK at 0.04231847 31/05/2024	16,522	(76)	(0.00)
Bought THB Solid USD at 36.9413847 31/05/2024	110,721	(81)	(0.00)
Bought TWD Solid USD at 32.55199772 31/05/2024	57,797	(105)	(0.00)
Bought USD Solid HUF at 0.00270901 31/05/2024	25,468	(187)	(0.00)

	契約額等 USD	未実現 (損) 益 (米ドル)	% Net Assets
Bought SGD Solid USD at 1.35908502 31/05/2024	116,549	(230)	(0.00)
Bought USD Solid GBP at 1.24357264 31/05/2024	51,689	(529)	(0.00)
Bought USD Solid TRY at 0.02748424 31/05/2024	37,852	(567)	(0.00)
Bought USD Solid ZAR at 0.05208563 31/05/2024	69,991	(1,248)	(0.00)
Bought USD Solid COP at 0.00025263 31/05/2024	260,711	(2,469)	(0.00)
Bought EUR Solid USD at 0.93430203 31/05/2024	19,229,435	(10,665)	(0.00)
		4,460	0.00

Zins & Dividende A-GDIST Shares (EUR) (hedged)

Bought USD Solid JPY at 0.00649142 31/05/2024	1,463,111	26,160	0.00
Bought USD Solid BRL at 0.19417853 31/05/2024	907,514	7,164	0.00
Bought USD Solid CHF at 1.09849633 31/05/2024	551,260	2,382	0.00
Bought USD Solid KRW at 0.00072980 31/05/2024	108,058	989	0.00
Bought USD Solid IDR at 0.00006181 31/05/2024	173,761	965	0.00
Bought USD Solid MXN at 0.05857534 31/05/2024	70,396	870	0.00
Bought USD Solid PEN at 0.26928772 31/05/2024	153,217	707	0.00
Bought ZAR Solid USD at 19.05735356 31/05/2024	34,702	386	0.00
Bought CNY Solid USD at 7.25250991 31/05/2024	34,706	369	0.00
Bought THB Solid USD at 36.94140003 31/05/2024	227,466	309	0.00
Bought USD Solid PLN at 0.24742780 31/05/2024	114,798	281	0.00
Bought USD Solid MXN at 0.05870453 31/05/2024	40,583	276	0.00
Bought USD Solid CAD at 0.73150597 31/05/2024	40,248	204	0.00
Bought MYR Solid USD at 4.77269993 31/05/2024	159,950	104	0.00
Bought USD Solid GBP at 1.25473608 31/05/2024	32,290	82	0.00
Bought USD Solid AUD at 0.65113791 31/05/2024	27,411	67	0.00
Bought USD Solid PHP at 0.01735592 31/05/2024	18,906	47	0.00
Bought USD Solid DKK at 0.14356419 31/05/2024	14,463	9	0.00
Bought USD Solid RON at 0.21457650 31/05/2024	64,184	(4)	(0.00)
Bought USD Solid CLP at 0.00104499 31/05/2024	23,797	(28)	(0.00)
Bought USD Solid THB at 0.02703419 31/05/2024	69,582	(37)	(0.00)
Bought USD Solid HKD at 0.12786836 31/05/2024	68,318	(62)	(0.00)
Bought USD Solid CZK at 0.04231846 31/05/2024	36,501	(149)	(0.00)
Bought THB Solid USD at 36.94140003 31/05/2024	226,096	(178)	(0.00)
Bought TWD Solid USD at 32.55200002 31/05/2024	117,993	(215)	(0.00)
Bought USD Solid HUF at 0.00270901 31/05/2024	50,470	(370)	(0.00)
Bought SGD Solid USD at 1.35908499 31/05/2024	228,683	(452)	(0.00)
Bought USD Solid GBP at 1.24357265 31/05/2024	105,255	(670)	(0.00)
Bought USD Solid TRY at 0.02748424 31/05/2024	74,612	(1,117)	(0.00)
Bought USD Solid ZAR at 0.05208563 31/05/2024	142,617	(2,543)	(0.00)
Bought USD Solid COP at 0.00025263 31/05/2024	512,794	(4,857)	(0.00)
Bought EUR Solid USD at 0.93430203 31/05/2024	39,375,383	(21,834)	(0.00)
		8,853	0.00

	契約額等 Ccy	未実現 (損) 益 (米ドル)	% Net Assets

先物取引

US 10 Year Ultra Bond Future 18/06/2024	USD	(563,302,379)	7,114,170	0.14
Euro-Btp Bond Future 06/06/2024	EUR	(36,756,251)	100,130	0.00
US 10 Year Bond Future 18/06/2024	USD	(5,119,408)	23,348	0.00
Korea 10 Year Bond Future 18/06/2024	KRW	(2,676,166,400)	12,560	0.00
US Long Bond Future 18/06/2024	USD	683,818	(29,483)	(0.00)
Euro-Schatz Bond Future 06/06/2024	EUR	19,730,902	(116,698)	(0.00)
Long Gilt Bond Future 26/06/2024	GBP	14,556,776	(478,364)	(0.01)
US Ultra Bond Future 18/06/2024	USD	7,821,706	(526,719)	(0.01)
US 2 Year Bond Future 28/06/2024	USD	71,031,230	(594,769)	(0.01)
Kospi 2 Index Future 13/06/2024	KRW	71,395,656,324	(986,315)	(0.02)
Euro-Bond Future 06/06/2024	EUR	56,200,478	(1,031,290)	(0.02)
Euro-Bobl Bond Future 06/06/2024	EUR	83,627,728	(1,053,466)	(0.02)
FTSE 100 Index Future 21/02/2024	GBP	(31,573,395)	(1,154,811)	(0.02)
US 5 Year Bond Future 28/06/2024	USD	92,472,850	(1,799,423)	(0.03)
S&P Mid 400 E-Mini Index Future 21/06/2024	USD	116,970,750	(5,381,847)	(0.06)
Euro Stoxx 50 Index Future 21/06/2024	EUR	257,603,620	(6,662,674)	(0.13)
			(10,565,816)	(0.20)

	契約額等 Ccy	未実現 (損) 益 (米ドル)	% Net Assets

金利スワップ取引

Receive fixed 2.501% pay float. (7d China) 05/06/2028	CNY	42,820,759	97,866	0.00
Receive fixed 3.801% pay float. (6m EURIBOR) 25/07/2025	EUR	29,801,869	63,621	0.00
Receive fixed 2.39% pay float. (7d China) 10/07/2028	CNY	37,736,776	63,344	0.00
Receive fixed 3.161% pay float. (6m EURIBOR) 20/07/2028	EUR	12,497,558	42,306	0.00
Receive fixed 2.485% pay float. (7d China) 20/04/2028	CNY	26,206,095	57,745	0.00
Receive fixed 2.399% pay float. (7d China) 05/07/2028	CNY	18,668,388	32,673	0.00
Receive fixed 3.701% pay float. (6m EURIBOR) 21/07/2025	EUR	35,249,523	29,783	0.00
Receive fixed 2.41% pay float. (7d China) 11/12/2028	CNY	5,241,219	9,415	0.00
Receive fixed 2.51% pay float. (7d China) 22/12/2028	CNY	5,765,341	6,933	0.00
Receive fixed 2.27% pay float. (7d China) 27/12/2028	CNY	6,079,814	5,994	0.00
Receive fixed 2.3% pay float. (7d China) 04/01/2029	CNY	2,620,609	2,951	0.00
Receive fixed 2.1% pay float. (7d China) 06/03/2029	CNY	2,620,609	(824)	(0.00)
Receive fixed 5.17% pay float				

	通貨	契約数	時価 (米ドル)	% Net Assets
Written Call Bridgestone 6650 10/05/2024	JPY	(1,606)	(3,468)	(0.00)
Written Call Legrand 98 17/05/2024	EUR	(25)	(3,574)	(0.00)
Written Call Allianz 265 21/06/2024	EUR	(7)	(3,578)	(0.00)
Written Call Admiral Group 2750 17/05/2024	GBP	(10)	(3,758)	(0.00)
Written Call Iberdrola 11.5 21/06/2024	EUR	(10,017)	(3,746)	(0.00)
Written Call Elisa (A) 44 19/07/2024	EUR	(42)	(3,840)	(0.00)
Written Call Iberdrola 11.5 17/05/2024	EUR	(19,396)	(3,937)	(0.00)
Written Call Bridgestone 6600 10/05/2024	JPY	(1,606)	(3,941)	(0.00)
Written Call Upm-Kymmene 34 20/06/2024	EUR	(46)	(3,970)	(0.00)
Written Call Sanofi 92 17/05/2024	EUR	(19)	(3,989)	(0.00)
Written Call Legrand 102 19/07/2024	EUR	(28)	(4,036)	(0.00)
Written Call Sanofi 94 19/07/2024	EUR	(21)	(4,256)	(0.00)
Written Call Unilever 4050 17/05/2024	GBP	(3)	(4,357)	(0.00)
Written Call DBS Group Holdings 35 30/04/2024	SGD	(1,864)	(4,503)	(0.00)
Written Call Natwest Group 3 10 19/07/2024	GBP	(26,256)	(4,518)	(0.00)
Written Call Bridgestone 6540 10/05/2024	JPY	(1,606)	(4,522)	(0.00)
Written Call Bunzl 3150 19/07/2024	GBP	(7)	(4,675)	(0.00)
Written Call DBS Group Holdings 36.4 31/05/2024	SGD	(3,761)	(4,896)	(0.00)
Written Call Colgate-Palmolive 87.5 17/05/2024	USD	(13)	(5,253)	(0.00)
Written Call Taiwan Semicond. Mfg 870 19/06/2024	TWD	(18,827)	(5,385)	(0.00)
Written Call KAO 6030 10/05/2024	JPY	(1,797)	(5,505)	(0.00)
Written Call KAO 6050 14/06/2024	JPY	(1,797)	(5,743)	(0.00)
Written Call KAO 6000 10/05/2024	JPY	(1,797)	(5,842)	(0.00)
Written Call KAO 6000 10/05/2024	JPY	(1,797)	(5,842)	(0.00)
Written Call Publicis Groupe 100 17/05/2024	EUR	(12)	(5,895)	(0.00)
Written Call Upm-Kymmene 33 20/06/2024	EUR	(46)	(5,954)	(0.00)
Written Call Upm-Kymmene 32 17/05/2024	EUR	(45)	(6,000)	(0.00)
Written Call KAO 5980 10/05/2024	JPY	(1,797)	(6,066)	(0.00)
Written Call Enel 6.4 19/07/2024	EUR	(45,133)	(6,544)	(0.00)
Written Call DBS Group Holdings 34.3 31/05/2024	SGD	(2,486)	(6,626)	(0.00)
Written Call Novartis (Regd) 92 21/06/2024	CHF	(14)	(6,715)	(0.00)
Written Call Unilever 4040 19/07/2024	GBP	(3)	(6,797)	(0.00)
Written Call Natwest Group 290 21/06/2024	GBP	(26,256)	(7,310)	(0.00)
Written Call Unilever 4050 19/07/2024	GBP	(4)	(7,680)	(0.00)
Written Call Progressive-Ohio 185 17/05/2024	USD	(3)	(7,897)	(0.00)
Written Call Publicis Groupe 105 21/06/2024	EUR	(24)	(8,019)	(0.00)
Written Call Upm-Kymmene 35 19/07/2024	EUR	(97)	(8,200)	(0.00)
Written Call Inditex 44 21/06/2024	EUR	(65)	(8,209)	(0.00)
Written Call Colgate-Palmolive 85 17/05/2024	USD	(13)	(8,503)	(0.00)
Written Call Sanofi 90 19/07/2024	EUR	(20)	(8,906)	(0.00)
Written Call Inditex 42 17/05/2024	EUR	(63)	(9,251)	(0.00)
Written Call Sanofi 92 21/06/2024	EUR	(59)	(9,366)	(0.00)
Written Call 3i Group 3100 19/07/2024	GBP	(16)	(9,447)	(0.00)
Written Call DBS Group Holdings 34.3 31/05/2024	SGD	(3,761)	(10,024)	(0.00)
Written Call Unilever Ord 4050 21/06/2024	GBP	(7)	(10,943)	(0.00)
Written Call Allianz 260 17/05/2024	EUR	(14)	(13,566)	(0.00)
Written Call Natwest Group 260 17/05/2024	GBP	(26,711)	(15,000)	(0.00)
Written Receive CDX NAHY 542 5Y 106.24 17/07/2024	USD	(4,562,760)	(24,057)	(0.00)
Written Receive CDX NAHY 541 5Y 106.25 20/06/2024	USD	(6,795,600)	(26,628)	(0.00)
Written Receive CDX NA HY S 41 5 Yr. 106 15/05/2024	USD	(6,795,600)	(28,547)	(0.00)
Written Call 3i Group 2600 17/05/2024	GBP	(8)	(28,701)	(0.00)
Written Call 3i Group 2550 17/05/2024	GBP	(8)	(35,225)	(0.00)
Written Receive CDX NAHY 542 S Y 105.5 17/07/2024	USD	(4,407,957)	(54,120)	(0.00)
Written Call 3i Group 2750 21/06/2024	GBP	(16)	(55,368)	(0.00)
Written Receive CDX NAHY 542 5Y 105.5 17/07/2024	USD	(4,591,621)	(55,542)	(0.00)
Written Receive CDX NAHY 542 5Y 105.5 17/07/2024	USD	(4,591,621)	(55,542)	(0.00)
			(603,710)	(0.01)
		契約額等	未実現 (損	% Net
) 益 (米ドル	Assets
		Ccy)	
翌日物金利スワップ				
Pay fixed 1.58% receive float. (1d SOFR) 10/03/2027	USD	17,057,448	1,425,197	0.03
Pay fixed 2.65% receive float. (1d SOFR) 18/05/2027	USD		413,221	0.01
Pay fixed 4.23% receive float. (1d SOFR) 03/04/2027	USD	11,637,726	154,789	0.00
Pay fixed 1.51% receive float. (1d SOFR) 01/02/2027	USD	1,852,514	153,731	0.00
Pay fixed 3.29% receive float. (1d SORA) 16/04/2034	SGD	6,027,402	(17,397)	(0.00)
Receive fixed 7.325% pay float. (1d CLP) 06/07/2033	COP	3,144,731,375	(48,586)	(0.00)
Receive fixed 1.93% pay float. (1d SOFR) 21/03/2027	USD	18,803,290	(1,407,103)	(0.03)
			673,852	0.01
その他資産 (負債控除後)		255,474,098	4.84	
Net Assets		5,251,209,309	100.00	

<補足情報>

フィデリティ・ファンズーUSドル・キャッシュ・ファンドの運用状況

■当ファンドの仕組みは次の通りです。

設定形態	ルクセンブルグ籍証券投資法人／米ドル建て
投資目的	主として米ドル建ての債券等に投資を行います。
決算日	4月30日

運用および純資産変動計算書

2024年4月30日に終了した年度

通貨	USD
投資収益	
受取配当金および受取利息	96,660,456
スワップ取引に係る受取利息	—
デリバティブ収益	—
純利益	96,660,456
費用	
運用報酬	2,439,689
管理費	1,905,312
国税	181,657
保管費用	149,989
販売手数料	—
成功報酬	—
その他費用	301,500
費用合計	4,978,147
スワップ取引に係る支払利息	—
デリバティブ費用	—
差金決済取引に係る財務費用	—
還付ブローカー費用	—
管理費用の払戻	—
払戻費用	—
費用還付	—
総費用	4,978,147
純投資収益(損失)	91,682,309
有価証券に係る実現純(損)益	(3,290,046)
外貨取引に係る実現純(損)益	(28,619)
差金決済取引に係る実現純(損)益	—
外国為替予約取引に係る実現純(損)益	2,331,874
オプション取引に係る実現純(損)益	—
先物取引に係る実現純(損)益	—
スワップ取引に係る実現純(損)益	—
有価証券に係る未実現評価(損)益の変動額	5,430,226
外貨取引に係る未実現評価(損)益の変動額	(1,473)
差金決済取引に係る未実現評価(損)益の変動額	—
外国為替予約取引に係る未実現評価(損)益の変動額	(1,163,206)
オプション取引に係る未実現評価(損)益の変動額	—
先物取引に係る未実現評価(損)益の変動額	—
スワップ取引に係る未実現評価(損)益の変動額	—
運用実績	94,961,065
受益者への分配金	(8,182,639)
設定解約	
当期設定額	1,345,763,648
当期解約額	(1,247,870,942)
調整勘定	3,652,264
設定解約に伴う増加(減少)額	101,544,970
純増加(減少)	188,323,396
純資産額	
期首	1,723,097,071
期末	1,911,420,467

投資資産明細表 2024年 4月30日現在

	国コード	通貨	株数または額面		時価 (米ドル)	% Net Assets	国コード	通貨	株数または額面		時価 (米ドル)	% Net Assets
			価額	価額					価額	価額		
その他の市場で取引される証券												
金融												
SG Issuer 0.09% 07/03/2025	LU	USD	34,775,202	35,065,558	1.83							
				35,065,558	1.83							
短期金融商品												
Rentensbank CP 5.36% 16/05/2024	DE	USD	49,678,860	49,561,103	2.59							
UBS London Branch CP 5.40% 05/07/2024	GB	USD	39,743,088	39,355,775	2.06							
Mitsui Finance CP 5.45% 24/06/2024	GB	USD	29,807,316	29,559,835	1.55							
Mitsui Finance CP 5.45% 25/06/2024	GB	USD	29,807,316	29,555,282	1.55							
National Australia VCD 0.35% 17/01/2025	AU	USD	24,839,450	24,845,299	1.30							
Chesham Finance CP 5.33% 02/05/2024	KY	USD	24,839,450	24,851,856	1.30							
Chesham Finance CP 5.33% 09/05/2024	KY	USD	24,839,450	24,813,713	1.30							
TD Bank VCD 3.75% 13/01/2025	GB	USD	19,871,544	19,888,952	1.04							
BFCM VCD 0.37% 07/10/2024	FR	USD	19,871,544	19,878,284	1.04							
Standard Chartered SG CD 5.33% 20/05/2024	SG	USD	19,871,544	19,813,864	1.03							
Bank of England CP 5.36% 20/06/2024	GB	USD	19,871,544	19,722,594	1.03							
MUFG Securities EMEA CP 5.25% 29/07/2024	GB	USD	19,871,544	19,601,533	1.03							
Collateral Comm. Paper CP 5.51% 09/09/2024	US	USD	19,871,544	19,486,007	1.02							
Mizuho Bank Sydney CD 5.52% 20/05/2024	AU	USD	15,897,235	15,878,001	0.83							
Cred London BRH CD 5.44% 18/06/2024	GB	USD	14,905,658	14,795,862	0.77							
Zurich Finance CP 5.49% 08/05/2024	IE	USD	12,419,715	12,404,733	0.65							
National Australia VCD 0.50% 21/10/2024	AU	USD	9,935,772	9,947,947	0.52							
Mizuho Bank Sydney CD 5.52% 20/05/2024	GB	USD	9,935,772	9,940,882	0.52							
Royal Bank of Canada CD 0.41% 16/12/2024	CA	USD	9,935,772	9,940,837	0.52							
Bank Of Montreal London CD 0.47% 20/06/2024	GB	USD	9,935,772	9,939,753	0.52							
Svenska CP 0.30% 13/03/2025	SE	USD	9,935,772	9,938,643	0.52							
Westpac Bank CP 0.33% 11/04/2025	AU	USD	9,935,772	9,937,159	0.52							
Standard Chartered Bank CD FRN 5.40% 13/01/2025	GB	USD	9,935,772	9,936,809	0.52							
Nordea Bank CD 5.60% FRN 14/03/2025	FI	USD	9,935,772	9,936,573	0.52							
Mizuho Bank CD 5.540% FRN 11/10/2024	JP	USD	9,935,772	9,936,044	0.52							
KBC Bank CD 5.48% 28/04/2024	BE	USD	9,935,772	9,935,959	0.52							
KBC Bank CD 5.47% 31/07/2024	BE	USD	9,935,772	9,935,264	0.52							
KBC Bank CD 5.47% 30/08/2024	BE	USD	9,935,772	9,934,988	0.52							
Lloyds Bank CD 5.47% 01/05/2024	GB	USD	9,935,772	9,934,287	0.52							
Swedbank CP 5.85% 02/05/2024	SE	USD	9,935,772	9,932,851	0.52							
Agence Centrale CP 5.36% 02/05/2024	FR	USD	9,935,772	9,932,826	0.52							
Agence Centrale CP 5.36% 06/05/2024	FR	USD	9,935,772	9,926,940	0.52							
Bank of England CP 5.365% 07/05/2024	GB	USD	9,935,772	9,925,564	0.52							
SMBC Sydney BRH CD 5.51% 07/05/2024	AU	USD	9,935,772	9,925,512	0.52							
TD Bank London CD 30.5% 21/03/2025	GB	USD	9,935,772	9,925,299	0.52							
Mizuho London CD 5.52% 05/05/2024	GB	USD	9,935,772	9,925,293	0.52							
Bank of Tokyo Sydney CD 5.52% 07/05/2024	AU	USD	9,935,772	9,925,293	0.52							
Mizuho London CD 5.52% 09/05/2024	GB	USD	9,935,772	9,922,302	0.52							
AMRO Bank CD 5.41% 13/05/2024	NL	USD	9,935,772	9,916,721	0.52							
Sumi Trust Bank CD 5.51% 13/05/2024	JP	USD	9,935,772	9,916,363	0.52							
Mitsui Finance CP 5.45% 13/05/2024	GB	USD	9,935,772	9,916,328	0.52							
MUFG Bank London CD 5.52% 13/05/2024	GB	USD	9,935,772	9,916,328	0.52							
MUFG Securities EMEA CP 5.44% 20/05/2024	GB	USD	9,935,772	9,905,889	0.52							
Sumi Trust Bank CD 5.51% 22/05/2024	JP	USD	9,935,772	9,902,971	0.52							
Goldman Sachs Intl CD 5.52% 22/05/2024	GB	USD	9,935,772	9,902,911	0.52							
Toyota Finance Australia CP 5.71% 28/05/2024	AU	USD	9,935,772	9,894,523	0.52							
Natwest CP 5.86% 28/05/2024	GB	USD	9,935,772	9,893,910	0.52							
Mizuho Bank Sydney CD 5.52% 30/05/2024	AU	USD	9,935,772	9,891,015	0.52							
Korea Development Bank CP 5.53% 30/05/2024	KR	USD	9,935,772	9,890,933	0.52							
Goldman Sachs Intl CD 5.52% 31/05/2024	GB	USD	9,935,772	9,889,513	0.52							
Agence Centrale CP 5.35% 03/06/2024	FR	USD	9,935,772	9,888,746	0.52							
Lloyds Bank CD 5.47% 03/06/2024	GB	USD	9,935,772	9,885,543	0.52							
Coisse Des Depots CP 5.36% 04/06/2024	FR	USD	9,935,772	9,884,847	0.52							
SMBC Sydney BRH CD 5.53% 04/06/2024	AU	USD	9,935,772	9,883,531	0.52							
Agence Centrale CP 5.37% 05/06/2024	FR	USD	9,935,772	9,882,958	0.52							
Natwest CP 5.63% 05/06/2024	GB	USD	9,935,772	9,881,975	0.52							
Bank of England CP 5.355% 06/06/2024	GB	USD	9,935,772	9,881,915	0.52							
ING Bank CP 5.63% 11/06/2024	NL	USD	9,935,772	9,874,484	0.52							
CIBC CD 5.54% 10/06/2024	CA	USD	9,935,772	9,874,482	0.52							
KBC Bank CD 5.50% 18/06/2024	BE	USD	9,935,772	9,863,108	0.52							
TD Bank London BRH CD 5.54% 05/07/2024	GB	USD	9,935,772	9,837,479	0.51							
Bank of Montreal London CD 5.55% 05/07/2024	GB	USD	9,935,772	9,837,301	0.51							
Natwest CD 5.56% 05/07/2024	GB	USD	9,935,772	9,837,194	0.51							
Goldman Sachs Intl CD 5.59% 05/07/2024	GB	USD	9,935,772	9,836,694	0.51							
SMBC Sydney BRH CD 5.61% 05/07/2024	AU	USD	9,935,772	9,836,229	0.51							
Collateral Comm. Paper CP 5.46% 08/07/2024	US	USD	9,935,772	9,834,692	0.51							
ING Bank CP 5.63% 11/07/2024	NL	USD	9,935,772	9,830,001	0.51							
Mizuho London CD 5.59% 19/07/2024	GB	USD	9,935,772	9,815,873	0.51							
Collateral Comm. Paper CP 5.46% 08/08/2024	US	USD	9,935,772	9,789,617	0.51							
SMBC Sydney BRH CD 5.62% 07/08/2024	AU	USD	9,935,772	9,787,424	0.51							
Korea Development Bank CD 5.59% 12/08/2024	KR	USD	9,935,772	9,780,430	0.51							
Korea Development Bank CD 5.60% 23/08/2024	KR	USD	9,935,772	9,764,092	0.51							
Korea Development Bank CP 5.53% 28/08/2024	KR	USD	9,935,772	9,756,672	0.51							
CIBC CD 5.57% 09/09/2024	CA	USD	9,935,772	9,740,132	0.51							
BFCM Paris CP 5.49% 16/09/2024	FR	USD	9,935,772	9,731,753	0.51							
KBC Bank CD 5.54% 18/09/2024	BE	USD	9,935,772	9,728,274	0.51							
SMBC Sydney BRH CD 5.51% 25/09/2024	AU	USD	9,935,772	9,719,339	0.51							
Goldman Sachs Intl CD 5.64% 04/10/2024	GB	USD	9,935,772	9,701,094	0.51							
Goldman Sachs Intl CD 5.64% 04/10/2024	GB	USD	9,935,772	9,701,094	0.51							
Collateral Comm. Paper CP 5.51% 09/10/2024	US	USD	9,935,772	9,699,379	0.51							
Barclays Bank CP 5.50% 10/10/2024	GB	USD	9,935,772	9,694,655	0.51							
UBS (London) CP 5.47% 15/10/2024	GB	USD	9,935,772	9,687,711	0.51							
BFCM Paris CP 5.48% 16/10/2024	FR	USD	9,935,772	9,686,924	0.51							
Natwest CP 5.50% 24/10/2024	GB	USD	9,935,772	9,672,393	0.51							
Goldman Sachs Intl CD 5.66% 29/10/2024	GB	USD	9,935,772	9,663,867	0.51							
Swedbank CP 5.51% 04/11/2024	SE	USD	9,935,772	9,660,747	0.51							
BFCM Paris CP 5.46% 15/11/2024	FR	USD	9,935,772	9,642,375	0.51							
ANZ Banking Group CP 5.52% 19/11/2024	AU	USD	9,935,772	9,636,719	0.50							
その他											(2)	(0.00)
投資資産合計 (取得価額 USD 1,174,519,854)											1,185,153,352	62.00
銀行預金												
LBBW TD 5.54% 01/05/2024	DE	USD	175,901,802	175,901,802	9.10							
Bred Banque TD 5.33% 01/05/2024	FR	USD	149,146,932	149,146,932	7.88							
Hessen-Thuringen TD 5.2% 01/05/2024	DE	USD	149,036,580	149,036,580	7.80							
Credit Agricole TD 5.3% 01/05/2024	FR	USD	106,312,761	106,312,761	5.56							
DZ Bank TD 5.25% 01/05/2024	DE	USD	100,260,015	100,260,015	5.25							
DNB Bank TD 5.26% 01/05/2024	NO	USD	99,357,720	99,357,720	5.20							
				7								