当ファンドの仕組みは次の通りです。

商品分類	追加型投信／内外／債券	
信託期間	2029年４月20日まで（2014年６月24日設定）	
運用方針	主として円建ての外国投資信託であるピムコ バミューダ インカム ファンド Ｄ － クラスＹ（Ｗｏｒｌｄ）の投資信託証券への投資を通じて、世界（新興国を含みます。）の幅広い種類の公社債等を実質的な主要投資対象とし、利子収益の確保および長期的な値上がり益の獲得をめざします。なお、証券投資信託であるマネー・マーケット・マザーファンドの投資信託証券への投資も行います。円建ての外国投資信託への投資は高位を維持することを基本とします。投資信託証券への運用の指図に関する権限は、ピムコジャパンリミテッドに委託します。投資する外国投資信託においては、先進国と新興国の複数の通貨（以下「対象通貨」といいます。）に分散投資を行い、各対象通貨の配分は概ね均等とすることを基本とします。対象通貨については、世界各国の長期的な経済構造の変化に応じて見直しを行う場合があります。投資する外国投資信託においては、原則として、当該外国投資信託の純資産総額を米ドル換算した額とほぼ同額程度の米ドル売り、各対象通貨買いの為替取引を行います。ただし、対象通貨が米ドルの場合は当該部分について当該為替取引を行いません。（このため、基準価額はすべての対象通貨の対円での為替変動の影響を受けます。）	
主要運用対象	ＰＩＭＣＯ インカム戦略ファンド ＜世界通貨分散コース＞（毎月分配型）	ピムコ バミューダ インカム ファンド Ｄ － クラスＹ（Ｗｏｒｌｄ）およびマネー・マーケット・マザーファンドの投資信託証券を主要投資対象とします。
	ピムコ バミューダ インカム ファンド Ｄ － クラスＹ（Ｗｏｒｌｄ）	ピムコ バミューダ インカム ファンド（Ｍ）への投資を通じて、世界の幅広い種類の公社債等およびそれらの派生商品等を主要投資対象とします。
	マネー・マーケット・マザーファンド	わが国の公社債等を主要投資対象とします。 外貨建資産への投資は行いません。
主な組入制限	投資信託証券への投資割合に制限を設けません。 外貨建資産への直接投資は行いません。	
分配方針	経費等控除後の配当等収益および売買益（評価益を含みます。）等の全額を分配対象額とし、分配金額は、基準価額水準、市況動向等を勘案して委託会社が決定します。原則として、配当等収益の水準を考慮して分配します。さらに、基準価額水準に応じて、売買益等を付加して分配する場合があります。ただし、分配対象収益が少額の場合には分配を行わないことがあります。なお、第２計算期末までの間は、収益の分配は行いません。	

運用報告書（全体版）

ＰＩＭＣＯ インカム戦略ファンド ＜世界通貨分散コース＞ （毎月分配型）

第137期（決算日：2025年11月20日）
第138期（決算日：2025年12月22日）
第139期（決算日：2026年１月20日）
第140期（決算日：2026年２月20日）
第141期（決算日：2026年３月23日）
第142期（決算日：2026年４月20日）

受益者のみなさまへ

平素は格別のご愛顧を賜り厚く御礼申し上げます。
ここに謹んで運用経過等をご報告申し上げます。
今後とも一層のお引き立てを賜りますよう、よろしくお願い申し上げます。

MUFG
三菱UFJアセットマネジメント

東京都港区東新橋一丁目９番１号
ホームページ　https://www.am.mufg.jp/

当運用報告書に関するお問い合わせ先
お客さま専用フリーダイヤル　０１２０－１５１０３４
（受付時間：営業日の9:00～17:00、土・日・祝日・12月31日～１月３日を除く）
お客さまのお取引内容につきましては、お取扱いの販売会社にお尋ねください。

本資料の表記にあたって

・原則として、各表の数量、金額の単位未満は切捨て、比率は四捨五入で表記しておりますので、表中の個々の数字の合計が合計欄の値とは一致しないことがあります。ただし、単位未満の数値については小数を表記する場合があります。
・－印は組入れまたは売買がないことを示しています。

○最近30期の運用実績

決算期	基準価額			債券組入比率	債券先物比率	投資信託証券組入比率	純資産総額
	(分配落)	税込み分配金	期中騰落率				
	円	円	%	%	%	%	百万円
113期(2023年11月20日)	7,518	50	5.5	－	－	99.3	9,991
114期(2023年12月20日)	7,492	50	0.3	－	－	99.0	9,936
115期(2024年１月22日)	7,607	50	2.2	－	－	99.3	10,023
116期(2024年２月20日)	7,668	50	1.5	－	－	99.3	10,052
117期(2024年３月21日)	7,756	50	1.8	－	－	99.3	10,119
118期(2024年４月22日)	7,632	50	△1.0	－	－	99.3	9,986
119期(2024年５月20日)	7,933	50	4.6	－	－	99.3	10,337
120期(2024年６月20日)	7,893	50	0.1	－	－	99.3	10,233
121期(2024年７月22日)	7,926	50	1.1	－	－	99.3	10,257
122期(2024年８月20日)	7,515	50	△4.6	－	－	99.3	9,683
123期(2024年９月20日)	7,444	50	△0.3	－	－	99.3	9,506
124期(2024年10月21日)	7,552	50	2.1	－	－	99.3	9,607
125期(2024年11月20日)	7,564	50	0.8	－	－	98.0	9,575
126期(2024年12月20日)	7,531	50	0.2	－	－	98.0	9,472
127期(2025年１月20日)	7,432	50	△0.7	－	－	98.0	9,188
128期(2025年２月20日)	7,378	50	△0.1	－	－	98.0	9,082
129期(2025年３月21日)	7,308	50	△0.3	－	－	98.0	8,944
130期(2025年４月21日)	6,935	50	△4.4	－	－	98.0	8,453
131期(2025年５月20日)	7,143	50	3.7	－	－	98.0	8,684
132期(2025年６月20日)	7,253	50	2.2	－	－	98.0	8,760
133期(2025年７月22日)	7,425	50	3.1	－	－	98.0	8,993
134期(2025年８月20日)	7,460	50	1.1	－	－	98.0	9,025
135期(2025年９月22日)	7,582	50	2.3	－	－	98.0	9,142
136期(2025年10月20日)	7,705	50	2.3	－	－	98.0	9,255
137期(2025年11月20日)	7,940	50	3.7	－	－	98.0	9,507
138期(2025年12月22日)	8,045	50	2.0	－	－	98.1	9,575
139期(2026年１月20日)	8,098	50	1.3	－	－	98.0	9,634
140期(2026年２月20日)	8,099	50	0.6	－	－	98.0	9,598
141期(2026年３月23日)	7,961	50	△1.1	－	－	98.0	9,424
142期(2026年４月20日)	8,207	50	3.7	－	－	98.0	9,690

(注) 当ファンドの基準価額は、投資対象とする投資信託証券については、前営業日の基準価額を基に計算しております。
(注) 基準価額の騰落率は分配金込み。
(注) 当ファンドの値動きを表す適切な指数が存在しないため、ベンチマーク等はありません。
(注) 当ファンドは親投資信託を組み入れますので、「債券組入比率」、「債券先物比率」は実質比率を記載しております。
(注) 「債券先物比率」は買建比率－売建比率。

○当作成期中の基準価額と市況等の推移

決算期	年月日	基準価額	騰落率	債券組入比率	債券先物比率	投資信託証券組入比率
		円	%	%	%	%
第137期	（期　首） 2025年10月20日	7,705	－	－	－	98.0
	10月末	7,888	2.4	－	－	98.2
	（期　末） 2025年11月20日	7,990	3.7	－	－	98.0
第138期	（期　首） 2025年11月20日	7,940	－	－	－	98.0
	11月末	8,013	0.9	－	－	98.2
	（期　末） 2025年12月22日	8,095	2.0	－	－	98.1
第139期	（期　首） 2025年12月22日	8,045	－	－	－	98.1
	12月末	8,033	△0.1	－	－	98.1
	（期　末） 2026年１月20日	8,148	1.3	－	－	98.0
第140期	（期　首） 2026年１月20日	8,098	－	－	－	98.0
	１月末	7,998	△1.2	－	－	97.9
	（期　末） 2026年２月20日	8,149	0.6	－	－	98.0
第141期	（期　首） 2026年２月20日	8,099	－	－	－	98.0
	２月末	8,217	1.5	－	－	98.2
	（期　末） 2026年３月23日	8,011	△1.1	－	－	98.0
第142期	（期　首） 2026年３月23日	7,961	－	－	－	98.0
	３月末	7,953	△0.1	－	－	98.1
	（期　末） 2026年４月20日	8,257	3.7	－	－	98.0

（注）当ファンドの基準価額は、投資対象とする投資信託証券については、前営業日の基準価額を基に計算しております。
（注）期末基準価額は分配金込み、騰落率は期首比。
（注）当ファンドは親投資信託を組み入れますので、「債券組入比率」、「債券先物比率」は実質比率を記載しております。
（注）「債券先物比率」は買建比率－売建比率。

運用経過

第137期～第142期：2025年10月21日～2026年４月20日

当作成期中の基準価額等の推移について

基準価額等の推移

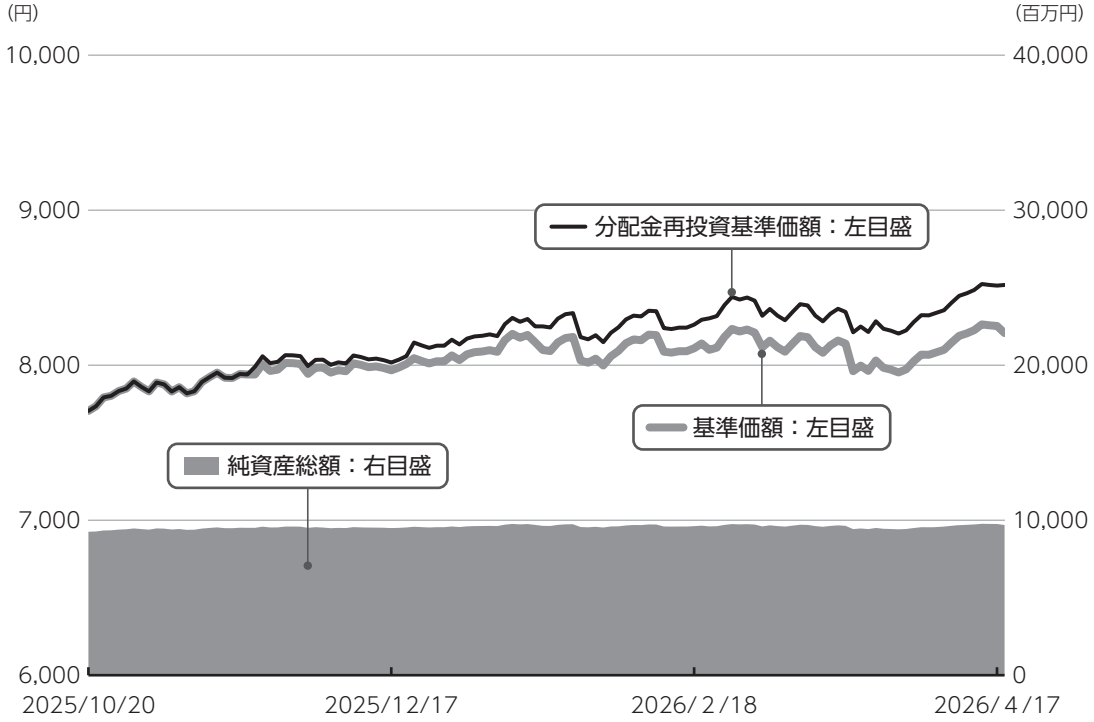

第137期首	7,705円
第142期末	8,207円
既払分配金	300円
騰　落　率	10.5%

（分配金再投資ベース）

※分配金再投資基準価額は、分配金が支払われた場合、収益分配金（税込み）を分配時に再投資したものとみなして計算したもので、ファンドの運用の実質的なパフォーマンスを示すものです。
※実際のファンドにおいては、分配金を再投資するかどうかについては、受益者のみなさまがご利用のコースにより異なります。また、ファンドの購入価額により課税条件も異なります。従って、各個人の受益者のみなさまの損益の状況を示すものではない点にご留意ください。

基準価額の動き

基準価額は期間の初めに比べ10.5％（分配金再投資ベース）の上昇となりました。

基準価額の主な変動要因

上昇要因

米国債券市況が上昇したこと。
為替取引によるプレミアム（金利差相当分の収益）を享受したこと。
先進国と新興国の複数の通貨（以下「対象通貨」）全体に対して円安が進行したこと。

第137期～第142期：2025年10月21日～2026年４月20日

投資環境について

▶ 債券市況

期間を通じてみると、米国債券市況は上昇しました。

中東紛争の長期化懸念を背景にインフレ圧力の高まりが意識され、主要中央銀行の金融政策観測が引き締め方向へ修正されたことから、米国金利が上昇したことがマイナス材料となったものの、金利収入を獲得したこと等がプラス材料となり、米国債券市況は上昇しました。

スプレッド（国債に対する上乗せ金利）セクターにおいては、スプレッドが縮小したこと等がプラス材料となり、米国ハイイールド社債、新興国債券は共に上昇しました。

為替市況の推移 （当作成期首を100として指数化、対円）

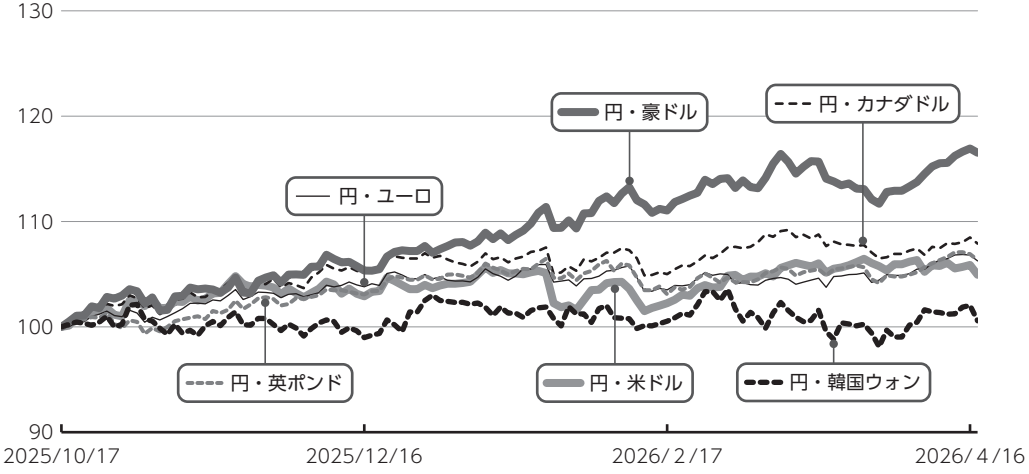

（注）現地日付ベースで記載しております。

為替市況の推移（当作成期首を100として指数化、対円）

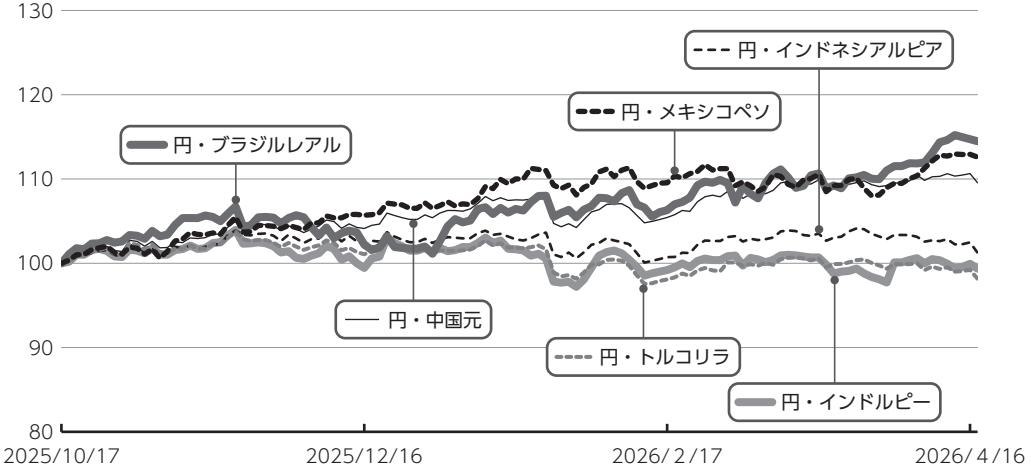

（注）現地日付ベースで記載しております。

▶ 為替市況

期間を通じてみると、トルコリラとインドルピーを除く全ての対象通貨は対円で上昇しました。

（主な上昇通貨）

豪ドル：期間を通じてみると、堅調に推移する豪国内総生産（ＧＤＰ）や雇用統計などの経済指標の発表が相次いだことに加え、豪消費者物価指数（ＣＰＩ）が市場予想を上回ったことを背景にオーストラリア準備銀行（ＲＢＡ）が利上げを実施したこと等が豪ドルの支援材料となり、円安・豪ドル高となりました。

ブラジルレアル：期間を通じてみると、ブラジル国内の雇用者数の伸びや賃金の上昇等が好感されたほか、中東情勢を巡る地政学リスクの高まりを背景に主要輸出品である原油価格が高水準で推移したことを受け、貿易収支の改善期待が高まったこと等がブラジルレアルの下支え要因となり、円安・ブラジルレアル高となりました。

▶ 国内短期金融市場

無担保コール翌日物金利は、プラス圏での推移となりました。

当該投資信託のポートフォリオについて

▶ ＰＩＭＣＯ　インカム戦略ファンド＜世界通貨分散コース＞（毎月分配型）

主として円建て外国投資信託であるピムコ　バミューダ　インカム　ファンド　Ｄ　－　クラスＹ（Ｗｏｒｌｄ）への投資を行いました。また、マネー・マーケット・マザーファンド投資信託証券を一部組み入れた運用を行いました。

▶ ピムコ　バミューダ　インカム　ファンド　Ｄ　－　クラスＹ（Ｗｏｒｌｄ）

世界（新興国を含みます。）の幅広い種類の公社債およびそれらの派生商品を高位に組み入れました。

対象通貨に分散投資を行い、各対象通貨の配分を概ね均等とすることを基本とし、原則として、当該外国投資信託の純資産総額を米ドル換算した額とほぼ同額程度の米ドル売り、各対象通貨買いの為替取引を行いました。

2026年３月末時点において、金利戦略については、世界経済の減速に伴う利下げ期待から、主に米国における中期ゾーンのデュレーションを積み増しました。米国以外では、投資妙味の高さから、英国・豪州等も選好しました。

セクター戦略では、引き続きリスク対比で魅力的な利回りとなっている米政府系住宅ローン担保証券を軸としています。一方でファンダメンタルズが良好な非政府系住宅ローン担保証券や、強固な財務基盤を持つ規模の大きな金融機関等へも分散投資を行っています。

通貨戦略においては、時折変動が大きいことからリスク量を抑えつつ、魅力的なキャリー収益が期待できる新興国通貨や相対的なバリュエーション等の観点から割安となっている先進国通貨にてポジション構築を行う方針としました。

▶ マネー・マーケット・マザーファンド

コール・ローン等短期金融商品を活用し、利子等収益の確保を図りました。

当該投資信託のベンチマークとの差異について

当ファンドの値動きを表す適切な指数が存在しないため、ベンチマーク等はありません。
従って、ベンチマークおよび参考指数との対比は表記できません。

分配金について

収益分配金につきましては、基準価額水準、市況動向、分配対象額の水準等を勘案し、次表の通りとさせていただきました。収益分配に充てなかった利益（留保益）につきましては、信託財産中に留保し、運用の基本方針に基づいて運用します。

分配原資の内訳

（単位：円、１万口当たり、税込み）

項　目	第137期 2025年10月21日～ 2025年11月20日	第138期 2025年11月21日～ 2025年12月22日	第139期 2025年12月23日～ 2026年1月20日	第140期 2026年1月21日～ 2026年2月20日	第141期 2026年2月21日～ 2026年3月23日	第142期 2026年3月24日～ 2026年4月20日
当期分配金 （対基準価額比率）	**50** (0.626%)	**50** (0.618%)	**50** (0.614%)	**50** (0.614%)	**50** (0.624%)	**50** (0.606%)
当期の収益	50	50	50	50	50	50
当期の収益以外	－	－	－	－	－	－
翌期繰越分配対象額	2,446	2,458	2,468	2,473	2,477	2,493

（注）対基準価額比率は当期分配金（税込み）の期末基準価額（分配金込み）に対する比率であり、ファンドの収益率とは異なります。

（注）当期の収益、当期の収益以外は小数点以下切捨てで算出しているため合計が当期分配金と一致しない場合があります。

今後の運用方針（作成対象期間末での見解です。）

▶ＰＩＭＣＯ　インカム戦略ファンド＜世界通貨分散コース＞（毎月分配型）

円建て外国投資信託への投資を通じて世界（新興国を含みます。）の幅広い種類の公社債およびそれらの派生商品を高位に組み入れた運用を行います。また、一部、マネー・マーケット・マザーファンド投資信託証券の組み入れを維持し、毎月の分配をめざしていく方針です。

▶ピムコ　バミューダ　インカム　ファンドＤ　－　クラスＹ（Ｗｏｒｌｄ）

2026年の世界経済は、ＡＩ投資の継続や資産効果等を背景に底堅さが維持される一方、中東情勢に起因するエネルギー供給ショックにより、成長の下振れリスクとインフレ上振れリスクが同時に意識される見通しです。米国については、財政刺激策や継続的なＡＩ投資等が下支えとなり、底堅い成長が見込まれる一方で、中東情勢に伴うエネルギー供給ショック等を背景に、成長の下振れリスクが高まるとみています。インフレについては、エネルギー価格の上昇を受け短期的には上振れリスクが意識されるものの、世界的な景気減速等を背景に、中期的にはインフレ圧力が緩和に向かう可能性があります。金融政策は、米連邦準備制度理事会（ＦＲＢ）のインフレに対する警戒感を背景に利下げは後ずれし、2026年に１回、その後2027年に１～２回の利下げを行うと予想しています。ユーロ圏では、防衛費やインフラ投資等の財政出動が一部の国で進む一方、財政余力が限られる国も多く、中東情勢を背景としたエネルギー供給ショックが長期化した場合、成長はより鈍化する可能性があります。インフレ率については、政策金利が既に中立的な水準にある中で、エネルギー価格上昇と成長の減速が併存しており、中央銀行はより難しい政策判断を迫られていると予想しています。かかる環境下、ＰＩＭＣＯインカム戦略としては、世界中の債券に分散投資を行いながら質・流動性・弁済順位の高さに焦点を当てることで、魅力的な水準のインカム収入を獲得しつつ、中長期的に債券価格の上昇によるキャピタル収入も目指していきます。
対象通貨に分散投資を行い、各対象通貨の配分を概ね均等とすることを基本とし、原則として、当該外国投資信託の純資産総額を米ドル換算した額とほぼ同額程度の米ドル売り、各対象通貨買いの為替取引を行います。

▶ マネー・マーケット・マザーファンド

日銀による金融市場調節方針の下、短期金利は安定した推移を想定しています。以上の見通しにより、コール・ローン等への投資を通じて、安定した収益の確保をめざした運用を行う方針です。

2025年10月21日～2026年４月20日

１万口当たりの費用明細

項目	第137期～第142期 金額（円）	第137期～第142期 比率（%）	項目の概要
(a)信託報酬	76	0.949	(a)信託報酬＝作成期中の平均基準価額×信託報酬率×（作成期中の日数÷年間日数）
（投信会社）	(44)	(0.549)	ファンドの運用・調査、受託会社への運用指図、基準価額の算出、目論見書等の作成等の対価
（販売会社）	(31)	(0.384)	交付運用報告書等各種書類の送付、顧客口座の管理、購入後の情報提供等の対価
（受託会社）	(1)	(0.016)	ファンドの財産の保管および管理、委託会社からの運用指図の実行等の対価
(b)その他費用	0	0.002	(b)その他費用＝作成期中のその他費用÷作成期中の平均受益権口数
（監査費用）	(0)	(0.002)	ファンドの決算時等に監査法人から監査を受けるための費用
合計	76	0.951	

作成期中の平均基準価額は、8,045円です。

（注）作成期間の費用（消費税等のかかるものは消費税等を含む）は、追加・解約により受益権口数に変動があるため、簡便法により算出した結果です。
（注）各金額は項目ごとに円未満は四捨五入してあります。
（注）その他費用は、このファンドが組み入れている親投資信託が支払った金額のうち、当ファンドに対応するものを含みます。
（注）各項目の費用は、このファンドが組み入れている投資信託証券（マザーファンドを除く。）が支払った費用を含みません。
（注）当該投資信託証券の直近の計算期末時点における「１万口当たりの費用明細」が取得できるものについては「組入れ上位ファンドの概要」に表示することとしております。
（注）各比率は１万口当たりのそれぞれの費用金額（円未満の端数を含む）を作成期間の平均基準価額で除して100を乗じたもので、項目ごとに小数第３位未満は四捨五入してあります。

（参考情報）

■総経費率

当作成対象期間の運用・管理にかかった費用の総額（原則として、募集手数料、売買委託手数料及び有価証券取引税を除く。）を作成期中の平均受益権口数に作成期中の平均基準価額（1口当たり）を乗じた数で除した**総経費率（年率）は1.91％**です。



総経費率（①＋②＋③）	（％）	1.91
①当ファンドの費用の比率	（％）	1.90
②投資先ファンドの運用管理費用の比率	（％）	－
③投資先ファンドの運用管理費用以外の比率	（％）	0.01

（注）①の費用は、１万口当たりの費用明細において用いた簡便法により算出したものです。
（注）各費用は、原則として、募集手数料、売買委託手数料及び有価証券取引税を含みません。
（注）各比率は、年率換算した値です。
（注）投資先ファンドとは、このファンドが組入れている投資信託証券（マザーファンドを除く。）です。
（注）①の費用は、マザーファンドが支払った費用を含み、投資先ファンドが支払った費用を含みません。
（注）①の費用と②③の費用は、計上された期間が異なる場合があります。
（注）入手し得る情報において含まれていない費用はありません。
（注）前記の前提条件で算出したものです。このため、これらの値はあくまでも参考であり、実際に発生した費用の比率とは異なります。

○売買及び取引の状況

（2025年10月21日～2026年４月20日）

投資信託証券

銘柄		第137期～第142期			
		買付		売付	
		口数	金額	口数	金額
国内	ピムコ バミューダ インカム ファンド D － クラスY(World)	千口 71	千円 481,718	千口 91	千円 620,000

（注）金額は受渡代金。

○利害関係人との取引状況等

（2025年10月21日～2026年４月20日）

該当事項はございません。

利害関係人とは、投資信託及び投資法人に関する法律第11条第1項に規定される利害関係人です。

○組入資産の明細

（2026年４月20日現在）

ファンド・オブ・ファンズが組入れた邦貨建ファンドの明細

銘柄	第136期末	第142期末		
	口数	口数	評価額	比率
	千口	千口	千円	%
ピムコ バミューダ インカム ファンド D － クラスY(World)	1,395	1,375	9,497,759	98.0
合計	1,395	1,375	9,497,759	98.0

（注）比率はＰＩＭＣＯ インカム戦略ファンド＜世界通貨分散コース＞（毎月分配型）の純資産総額に対する比率。

親投資信託残高

銘柄	第136期末	第142期末	
	口数	口数	評価額
	千口	千口	千円
マネー・マーケット・マザーファンド	9	9	10

○投資信託財産の構成

（2026年４月20日現在）

項　　目	第142期末	
	評　価　額	比　率
	千円	%
投資信託受益証券	9,497,759	97.2
マネー・マーケット・マザーファンド	10	0.0
コール・ローン等、その他	275,871	2.8
投資信託財産総額	9,773,640	100.0

○資産、負債、元本及び基準価額の状況

項　　目	第137期末	第138期末	第139期末	第140期末	第141期末	第142期末
	2025年11月20日現在	2025年12月22日現在	2026年１月20日現在	2026年２月20日現在	2026年３月23日現在	2026年４月20日現在
	円	円	円	円	円	円
(A) 資産	**9,584,902,730**	**9,652,357,573**	**9,708,984,590**	**9,678,029,633**	**9,508,243,514**	**9,773,640,980**
コール・ローン等	204,216,533	178,802,045	183,934,620	210,352,366	188,342,718	173,867,508
投資信託受益証券(評価額)	9,320,073,552	9,388,541,979	9,443,536,316	9,408,463,089	9,235,587,046	9,497,759,987
マネー・マーケット・マザーファンド(評価額)	10,051	10,055	10,061	10,067	10,073	10,079
未収入金	60,600,000	85,000,000	81,500,000	59,200,000	84,300,000	102,000,000
未収利息	2,594	3,494	3,593	4,111	3,677	3,406
(B) 負債	**77,360,012**	**77,187,858**	**74,057,814**	**79,865,776**	**83,503,989**	**83,445,915**
未払収益分配金	59,873,204	59,509,020	59,491,813	59,253,763	59,192,562	59,034,369
未払解約金	2,224,417	1,741,567	－	5,010,899	8,688,169	10,406,384
未払信託報酬	15,235,979	15,909,692	14,540,795	15,574,116	15,596,222	13,980,928
その他未払費用	26,412	27,579	25,206	26,998	27,036	24,234
(C) 純資産総額（Ａ－Ｂ）	**9,507,542,718**	**9,575,169,715**	**9,634,926,776**	**9,598,163,857**	**9,424,739,525**	**9,690,195,065**
元本	11,974,640,935	11,901,804,068	11,898,362,657	11,850,752,692	11,838,512,534	11,806,873,980
次期繰越損益金	△ 2,467,098,217	△ 2,326,634,353	△ 2,263,435,881	△ 2,252,588,835	△ 2,413,773,009	△ 2,116,678,915
(D) 受益権総口数	**11,974,640,935口**	**11,901,804,068口**	**11,898,362,657口**	**11,850,752,692口**	**11,838,512,534口**	**11,806,873,980口**
１万口当たり基準価額（Ｃ／Ｄ）	**7,940円**	**8,045円**	**8,098円**	**8,099円**	**7,961円**	**8,207円**

○損益の状況

項　　目	第137期 2025年10月21日～ 2025年11月20日	第138期 2025年11月21日～ 2025年12月22日	第139期 2025年12月23日～ 2026年１月20日	第140期 2026年１月21日～ 2026年２月20日	第141期 2026年２月21日～ 2026年３月23日	第142期 2026年３月24日～ 2026年４月20日
	円	円	円	円	円	円
(A) 配当等収益	**80,928,972**	**80,285,317**	**80,365,772**	**80,292,381**	**80,029,768**	**79,963,097**
受取配当金	80,860,448	80,208,428	80,260,559	80,181,260	79,913,269	79,862,327
受取利息	68,524	76,889	105,213	111,121	116,499	100,770
(B) 有価証券売買損益	**274,409,345**	**120,590,812**	**56,199,348**	**△ 3,596,643**	**△ 168,767,394**	**283,694,520**
売買益	275,005,228	120,799,618	56,230,661	244,911	16,875	284,219,924
売買損	△ 595,883	△ 208,806	△ 31,313	△ 3,841,554	△ 168,784,269	△ 525,404
(C) 信託報酬等	**△ 15,262,391**	**△ 15,937,271**	**△ 14,566,001**	**△ 15,601,114**	**△ 15,623,258**	**△ 14,005,162**
(D) 当期損益金（Ａ＋Ｂ＋Ｃ）	**340,075,926**	**184,938,858**	**121,999,119**	**61,094,624**	**△ 104,360,884**	**349,652,455**
(E) 前期繰越損益金	**△1,225,369,423**	**△ 939,077,462**	**△ 813,004,137**	**△ 746,189,661**	**△ 742,058,910**	**△ 902,908,465**
(F) 追加信託差損益金	**△1,521,931,516**	**△1,512,986,729**	**△1,512,939,050**	**△1,508,240,035**	**△1,508,160,653**	**△1,504,388,536**
（配当等相当額）	(1,636,897,807)	(1,627,415,456)	(1,627,596,536)	(1,623,360,624)	(1,624,356,676)	(1,620,425,342)
（売買損益相当額）	(△3,158,829,323)	(△3,140,402,185)	(△3,140,535,586)	(△3,131,600,659)	(△3,132,517,329)	(△3,124,813,878)
(G) 計（Ｄ＋Ｅ＋Ｆ）	**△2,407,225,013**	**△2,267,125,333**	**△2,203,944,068**	**△2,193,335,072**	**△2,354,580,447**	**△2,057,644,546**
(H) 収益分配金	**△ 59,873,204**	**△ 59,509,020**	**△ 59,491,813**	**△ 59,253,763**	**△ 59,192,562**	**△ 59,034,369**
次期繰越損益金（Ｇ＋Ｈ）	**△2,467,098,217**	**△2,326,634,353**	**△2,263,435,881**	**△2,252,588,835**	**△2,413,773,009**	**△2,116,678,915**
追加信託差損益金	△1,521,931,516	△1,512,986,729	△1,512,939,050	△1,508,240,035	△1,508,160,653	△1,504,388,536
（配当等相当額）	(1,636,897,807)	(1,627,415,456)	(1,627,596,536)	(1,623,360,624)	(1,624,356,676)	(1,620,425,342)
（売買損益相当額）	(△3,158,829,323)	(△3,140,402,185)	(△3,140,535,586)	(△3,131,600,659)	(△3,132,517,329)	(△3,124,813,878)
分配準備積立金	1,292,662,926	1,298,741,113	1,310,015,848	1,307,935,052	1,309,125,317	1,323,065,652
繰越損益金	△2,237,829,627	△2,112,388,737	△2,060,512,679	△2,052,283,852	△2,214,737,673	△1,935,356,031

（注）**(B)有価証券売買損益**は各期末の評価換えによるものを含みます。
（注）**(C)信託報酬等**には信託報酬に対する消費税等相当額を含めて表示しています。
（注）**(F)追加信託差損益金**とあるのは、信託の追加設定の際、追加設定をした価額から元本を差し引いた差額分をいいます。

＜注記事項＞

①作成期首（前作成期末）元本額　12,011,188,593円
　作成期中追加設定元本額　90,420,044円
　作成期中一部解約元本額　294,734,657円
　また、１口当たり純資産額は、作成期末0.8207円です。
②純資産総額が元本額を下回っており、その差額は2,116,678,915円です。
③分配金の計算過程

項　　目	2025年10月21日～ 2025年11月20日	2025年11月21日～ 2025年12月22日	2025年12月23日～ 2026年１月20日	2026年１月21日～ 2026年２月20日	2026年２月21日～ 2026年３月23日	2026年３月24日～ 2026年４月20日
費用控除後の配当等収益額	77,452,199円	73,915,190円	71,793,682円	64,691,268円	64,406,512円	76,883,365円
費用控除後・繰越欠損金補填後の有価証券売買等損益額	－円	－円	－円	－円	－円	－円
収益調整金額	1,636,897,807円	1,627,415,456円	1,627,596,536円	1,623,360,624円	1,624,356,676円	1,620,425,342円
分配準備積立金額	1,275,083,931円	1,284,334,943円	1,297,713,979円	1,302,497,547円	1,303,911,367円	1,305,216,656円
当ファンドの分配対象収益額	2,989,433,937円	2,985,665,589円	2,997,104,197円	2,990,549,439円	2,992,674,555円	3,002,525,363円
１万口当たり収益分配対象額	2,496円	2,508円	2,518円	2,523円	2,527円	2,543円
１万口当たり分配金額	50円	50円	50円	50円	50円	50円
収益分配金金額	59,873,204円	59,509,020円	59,491,813円	59,253,763円	59,192,562円	59,034,369円

④信託財産の運用の指図に係る権限の全部または一部を委託するために要する費用として、信託財産の純資産総額に対し年10,000分の65以内の率を乗じて得た額を委託者報酬の中から支弁しております。

○分配金のお知らせ

	第137期	第138期	第139期	第140期	第141期	第142期
１万口当たり分配金（税込み）	50円	50円	50円	50円	50円	50円

・分配金は、分配後の基準価額と個々の受益者の個別元本との差により、課税扱いとなる「普通分配金」と、非課税扱いとなる「元本払戻金（特別分配金）」に分かれます。
・分配後の基準価額が個別元本と同額または上回る場合は、全額が普通分配金となります。分配後の基準価額が個別元本を下回る場合には、下回る部分の額が元本払戻金（特別分配金）となり、残りの額が普通分配金となります。
・元本払戻金（特別分配金）が発生した場合は、分配金発生時に個々の受益者の個別元本から当該元本払戻金（特別分配金）を控除した額が、その後の個々の受益者の個別元本となります。

＊三菱ＵＦＪアセットマネジメントでは本資料のほかに当ファンドに関する情報等の開示を行っている場合があります。詳しくは、取り扱い販売会社にお問い合わせいただくか、当社ホームページ（https://www.am.mufg.jp/）をご覧ください。

［お知らせ］

投資信託約款に記載された「一般社団法人投資信託協会」を、「一般社団法人資産運用業協会」に記載変更を行いました。

一般社団法人資産運用業協会設立準備法人を吸収合併存続法人、一般社団法人日本投資顧問業協会と一般社団法人投資信託協会を吸収合併消滅法人として2026年４月１日付で合併し、「一般社団法人資産運用業協会」に名称を変更することとなったため、投資信託約款に所要の変更を行いました。
（2026年４月１日）

＜参考＞投資する投資信託証券およびその概要

ファンド名	ピムコ　バミューダ　インカム　ファンド　Ｄ　－　クラスＹ（Ｗｏｒｌｄ）
運用方針	ピムコ　バミューダ　インカム　ファンド（Ｍ）への投資を通じて、世界（新興国を含みます。以下同じ。）の幅広い種類の公社債等およびそれらの派生商品等に実質的な投資を行い、利子収益の獲得をめざします。
主要運用対象	世界の幅広い種類の公社債等およびそれらの派生商品等
主な組入制限	・通常、総資産の 65%以上を世界の幅広い種類の公社債等およびそれらの派生商品等に投資します。 ・投資適格未満の公社債等への投資比率は総資産の 50%以内とします。ただし、資産担保証券およびモーゲージ証券についてはこの限りではありません。 ・ポートフォリオの平均デュレーション※は、原則として０～８年の範囲で調整します。 ※デュレーションとは、債券の投資元本の回収に要する平均残存期間や金利感応度を意味する指標です。この値が大きいほど、金利変動に対する債券価格の変動率が大きくなります。 ・米ドル以外の通貨エクスポージャーを総資産の 15%以内で持つことができます。 ・新興国の発行体が発行する銘柄への投資は総資産の 20%以内とします。 ・当該クラスにおいて、為替対応については、先進国と新興国の複数の通貨に概ね均等に分散投資するため、保有外貨建て資産に対し、米ドル売り、複数の通貨買いの為替取引を行います。
決算日	毎年 10 月 31 日
分配方針	原則として毎月分配を行う方針です。

運用計算書、純資産変動計算書、投資有価証券明細表はPIMCO Bermuda Trust Ⅱ Annual Report October 31, 2025版から抜粋して作成しています。

なお、開示情報につきましては、各通貨毎のクラス分けされていないものは「ピムコ　バミューダ　インカム　ファンド　D」で掲載しています。また、「ピムコ　バミューダ　インカム　ファンド　(M)」を「マスターファンド」と表示する場合があります。

(1) 運用計算書

ピムコ　バミューダ　インカム　ファンド　D

(2025年10月31日に終了する期間)

	ピムコ　バミューダ インカム　ファンド　D
	千米ドル
投資収入：	
受取利息（外国税額控除後*）	283
受取配当金（外国税額控除後*）	0
雑収入	0
収入合計	283
費用：	
法務費用	0
支払利息	10
雑費	0
費用合計	10
投資純収入	273
実現純利益（損失）：	
投資有価証券	0
マスターファンド	3,525
為替取引、中央清算金融派生商品	0
店頭金融派生商品	(622)
外貨	(8)
実現純利益（損失）	2,895
未実現評価益(評価損)の純変動：	
投資有価証券	1
マスターファンド	5,809
為替取引、中央清算金融派生商品	0
店頭金融派生商品	2,255
外貨建資産および負債の換算に係る外貨	0
未実現評価益（評価損）の純変動	8,065
純利益（損失）	10,960
運用による純資産の純増（減）額	11,233
*外国税源泉徴収	0

(注) 現時点で入手し得る直近の決算期分を掲載しています。
(注) 各項目ごとに千米ドル未満は四捨五入してあります。

(2) 純資産変動計算書

ピムコ　バミューダ　インカム　ファンド　D

(2025年10月31日に終了する期間)

	ピムコ　バミューダ インカム　ファンド　D 千米ドル
純資産の増加（減少）：	
運用：	
投資純収入	273
実現純利益（損失）	2,895
未実現評価益（評価損）の純変動	8,065
運用による純資産の純増（減）額	11,233
分配：	
NN (AUD)	(483)
Y (World)	(7,518)
分配金額合計	(8,001)
ファンドユニット取引：	
ファンドユニット取引による純資産の純増（減）額	(4,130)
純資産の増（減）額合計	(898)
純資産：	
期首	91,230
期末	90,332

(注) 現時点で入手し得る直近の決算期分を掲載しています。
(注) 各項目ごとに千米ドル未満は四捨五入してあります。

(3) 投資有価証券明細表（the Schedule of Investments）

(A) ピムコ　バミューダ　インカム　ファンド　D

金額は千単位（*）、ただし株式数、契約数、単位数およびオンス数（該当する場合）を除く。
（2025年10月31日現在）

	元本（単位：千）	時価（単位：千）
INVESTMENTS IN SECURITIES 7.3%		
SHORT-TERM INSTRUMENTS 7.3%		
TIME DEPOSITS 1.0%		
Australia and New Zealand Banking Group Ltd.		
3.360% due 11/03/2025	$ 133	$ 133
Bank of Nova Scotia		
3.360% due 11/03/2025	36	36
Brown Brothers Harriman & Co.		
3.360% due 11/03/2025	2	2
Citibank N.A.		
3.360% due 11/03/2025	70	70
DBS Bank Ltd.		
3.360% due 11/03/2025	406	406
DnB Bank ASA		
3.360% due 11/03/2025	13	13
JPMorgan Chase Bank N.A.		
3.360% due 11/03/2025	25	25
Sumitomo Mitsui Trust Bank Ltd.		
3.360% due 11/03/2025	178	178
		863
U.S. TREASURY BILLS 6.3%		
3.846% due 02/03/2026 (a)	1,250	1,238
3.956% due 12/04/2025 (a)	500	498
3.985% due 12/02/2025 (a)	250	249
4.016% due 11/20/2025 (a)	600	599
4.028% due 11/13/2025 (b)	1,300	1,299
4.043% due 11/28/2025 (b)	1,300	1,296
4.181% due 11/06/2025 (a)	500	500
		5,679
Total Short-Term Instruments (Cost $6,540)		**6,542**
Total Investments in Securities (Cost $6,540)		**6,542**
	口数	
INVESTMENTS IN AFFILIATES 93.3%		
OTHER INVESTMENT COMPANIES 93.3%		
PIMCO Bermuda Income Fund (M) (Cost $69,976)	4,537,222	84,302
Total Investments in Affiliates (Cost $69,976)		**84,302**
Total Investments 100.6% (Cost $76,516)		**$ 90,844**
Financial Derivative Instruments (c) (0.6%) (Cost or Premiums, net $0)		**(510)**
Other Assets and Liabilities, net (0.0%)		**(2)**
Net Assets 100.0%		**$ 90,332**

NOTES TO SCHEDULE OF INVESTMENTS:

* A zero balance may reflect actual amounts rounding to less than one thousand.
(a) Coupon represents a yield to maturity.
(b) Coupon represents a weighted average yield to maturity.

(c) FINANCIAL DERIVATIVE INSTRUMENTS: OVER THE COUNTER

FORWARD FOREIGN CURRENCY CONTRACTS:

取引相手	決済月	受渡し通貨		受取通貨		未実現評価（損）益 資産	未実現評価（損）益 負債
JPM	11/2025	AUD	3	$	2	$ 0	$ 0
MYI	11/2025	$	22	AUD	34	0	0
						$ 0	$ 0

NN (AUD) CLASS FORWARD FOREIGN CURRENCY CONTRACTS:

取引相手	決済月	受渡し通貨		受取通貨		未実現評価（損）益 資産	未実現評価（損）益 負債
AZD	11/2025	AUD	6,864	$	4,459	$ 0	$ (35)
AZD	11/2025	$	3,652	AUD	5,545	0	(22)
AZD	12/2025		4,461		6,864	34	0
BPS	11/2025	AUD	5,965	$	3,879	0	(26)
BPS	11/2025	$	7,360	AUD	11,140	0	(67)
BPS	12/2025		3,880		5,965	26	0
BRC	11/2025	AUD	5,063	$	3,289	0	(26)
BRC	11/2025	$	7,190	AUD	10,876	0	(70)
BRC	12/2025		3,250		5,002	26	0
CBK	11/2025	AUD	5,016	$	3,285	1	0
CBK	11/2025	$	415	AUD	636	1	0
CBK	12/2025		3,223		4,919	0	(1)
RYL	11/2025		3,067		4,635	0	(32)
UAG	11/2025	AUD	9,670	$	6,329	0	(2)
UAG	12/2025	$	6,317	AUD	9,647	1	0
						$ 89	$ (281)

Y (WORLD) CLASS FORWARD FOREIGN CURRENCY CONTRACTS:

取引相手	決済月	受渡し通貨		受取通貨		未実現評価（損）益 資産	未実現評価（損）益 負債
AZD	11/2025	AUD	2,382	$	1,547	$ 0	$ (12)
AZD	11/2025	$	1,924	AUD	2,917	0	(14)
AZD	11/2025		5,763	CAD	8,005	0	(50)
AZD	12/2025		1,547	AUD	2,382	13	0
BOA	11/2025	BRL	87	$	16	0	0
BOA	11/2025	GBP	25		33	1	0
BOA	11/2025	KRW	87,957		62	0	0
BOA	11/2025	$	16	BRL	87	0	0
BOA	11/2025		5,703	KRW	7,947,642	0	(129)
BOA	12/2025		5	GBP	4	0	0
BOA	12/2025		955	TRY	41,660	12	0
BPS	11/2025	AUD	4,683	$	3,045	0	(21)
BPS	11/2025	EUR	29		34	0	0
BPS	11/2025	$	1,266	AUD	1,918	0	(10)
BPS	11/2025		208	IDR	3,461,445	0	0
BPS	11/2025		5,559	MXN	102,515	0	(33)
BPS	11/2025		1,957	TRY	84,669	57	0
BPS	12/2025	TRY	1,528	$	35	0	0
BPS	12/2025	$	3,046	AUD	4,683	20	0
BRC	11/2025	AUD	713	$	463	0	(4)
BRC	11/2025	BRL	185		34	0	0
BRC	11/2025	TRY	1,483		35	0	(1)
BRC	11/2025	$	34	BRL	185	0	0
BRC	11/2025		1,901	GBP	1,407	0	(52)
BRC	11/2025		2,960	TRY	127,928	46	0
BRC	12/2025		463	AUD	713	4	0
CBK	11/2025	AUD	114	$	74	0	0
CBK	11/2025	BRL	24,564		4,562	1	0
CBK	11/2025	CAD	47		33	0	0
CBK	11/2025	CNH	533		75	0	0
CBK	11/2025	EUR	24		28	0	0
CBK	11/2025	GBP	25		34	1	0
CBK	11/2025	KRW	8,156,710		5,701	0	(20)
CBK	11/2025	$	4,567	BRL	24,564	0	(5)

Y (WORLD) CLASS FORWARD FOREIGN CURRENCY CONTRACTS (Cont.):

取引相手	決済月	受渡し通貨		受取通貨		未実現評価（損）益 資産	未実現評価（損）益 負債
CBK	12/2025	$	12	AUD	18	$ 0	$ 0
CBK	12/2025		5,708	KRW	8,156,710	9	0
FAR	11/2025	AUD	533	$	349	0	0
FAR	11/2025	BRL	30,877		5,733	0	0
FAR	11/2025	EUR	4,864		5,672	57	0
FAR	11/2025	$	1,430	AUD	2,190	3	0
FAR	11/2025		5,737	BRL	30,877	0	(3)
FAR	11/2025		5,692	MXN	105,015	0	(32)
FAR	12/2025		349	AUD	533	0	0
FAR	12/2025		5,733	BRL	31,079	0	(3)
FAR	12/2025		5,681	EUR	4,864	0	(57)
GLM	11/2025	BRL	153	$	28	0	0
GLM	11/2025	CNH	1,425		200	0	0
GLM	11/2025	$	28	BRL	153	0	0
GLM	11/2025		5,753	CNH	41,009	5	0
GLM	12/2025	BRL	57	$	11	0	0
GLM	12/2025	$	200	CNH	1,422	0	0
IND	11/2025	GBP	70	$	94	1	0
IND	12/2025	$	94	GBP	70	0	(1)
JPM	11/2025	AUD	23	$	15	0	0
JPM	11/2025	IDR	547,675		33	0	0
JPM	12/2025	$	15	AUD	23	0	0
MBC	11/2025	TRY	83,186	$	1,978	0	0
MBC	11/2025	$	2,748	GBP	2,038	0	(70)
MBC	11/2025		5,600	IDR	93,590,917	26	0
MBC	12/2025		1,978	TRY	86,345	0	0
MYI	11/2025	INR	2,991	$	34	0	0
MYI	11/2025	$	5,569	MXN	102,689	0	(34)
RBC	11/2025	IDR	96,040,699	$	5,776	3	0
RBC	12/2025	$	5,769	IDR	96,040,699	0	(4)
SCX	11/2025	CAD	7,914	$	5,657	9	0
SCX	11/2025	CNH	23		3	0	0
SCX	11/2025	MXN	535		29	0	0
SCX	11/2025	$	947	GBP	708	0	(17)
SCX	12/2025		5,657	CAD	7,903	0	(9)
SOG	11/2025	GBP	4,181	$	5,578	85	0
SOG	11/2025	IDR	463,988		28	0	0
SOG	11/2025	INR	495,840		5,582	0	(1)
SOG	11/2025	MXN	107,257		5,830	49	0
SOG	11/2025	$	1,131	AUD	1,711	0	(11)
SOG	11/2025		5,794	EUR	4,917	0	(119)
SOG	12/2025		5,578	GBP	4,181	0	(85)
SOG	12/2025		5,582	INR	496,517	2	0
SOG	12/2025		5,778	MXN	106,614	0	(48)
SSB	11/2025	CAD	39	$	28	0	0
SSB	11/2025	CNH	39,051		5,502	19	0
SSB	11/2025	MXN	202,427		11,027	116	0
SSB	11/2025	$	209	GBP	155	0	(4)
SSB	11/2025		209	KRW	297,025	0	0
SSB	12/2025		5,468	CNH	38,734	0	(19)
UAG	11/2025	AUD	288	$	188	0	0
UAG	11/2025	INR	2,485		28	0	0
UAG	11/2025	$	5,631	INR	501,033	11	0
UAG	12/2025		189	AUD	288	0	0
						$ 550	$ (868)
Total Forward Foreign Currency Contracts						**$ 639**	**$ (1,149)**

(B) ピムコ　バミューダ　インカム　ファンド（M）

金額は千単位（*）、ただし株式数、契約数、単位数およびオンス数（該当する場合）を除く。
（2025年10月31日現在）

	額面金額（単位：千）	時価（単位：千）
INVESTMENTS IN SECURITIES 160.2%		
BANK LOAN OBLIGATIONS 3.9%		
Abilene DC 1 LLC		
0.625-6.584% due 01/09/2028 (b)	$ 7,090	$ 7,032
Abilene DC 4 LLC		
0.000-6.334% due 06/09/2028 (b)	33,952	33,951
Abilene DC 5 LLC		
0.000-6.334% due 06/09/2028 (b)	33,522	33,521
Abilene DC 7 LLC		
0.563-6.334% due 06/09/2028 (b)	34,327	34,327
Altice France S.A.		
TBD% due 04/30/2028	EUR 2,000	2,271
TBD% due 10/30/2028	$ 2,084	2,056
8.110% due 04/30/2028	6,560	6,461
8.891% due 05/31/2031	EUR 229	264
10.860% due 05/31/2031	$ 5,110	5,106
AmSurg LLC		
12.230% due 07/20/2026	27,118	27,118
12.230% due 11/03/2028	101,703	104,754
Atlas Borrower LLC		
8.490% due 09/06/2032	2,800	2,800
Clover Holdings SPV III LLC		
15.000% due 12/09/2027	163	169
Databricks, Inc.		
1.000% due 01/03/2031 (b)	5,382	5,382
8.588% due 01/03/2031	24,318	24,622
Envalior Finance GmbH		
7.566% due 03/29/2030	EUR 10,900	11,313
9.340% due 03/29/2030	$ 19,213	16,791
Finastra USA, Inc.		
11.288% due 09/13/2029	1,700	1,685
iHeartCommunications, Inc.		
9.854% due 05/01/2029	31,086	27,854
Jane Street Group LLC		
5.956-6.199% due 12/15/2031	2,600	2,579
Lealand Finance Co. BV		
5.079% due 12/30/2027	685	531
7.079% due 06/30/2027	261	214
Mediapro		
7.750% due 08/14/2029	EUR 8,500	9,860
Mercury Aggregator LP		
19.000% due 02/03/2026	$ 4,259	1,246
Panama Government International Bond		
3.855% due 03/05/2027	EUR 29,500	34,331
Poseidon Bidco SAS		
7.000% due 03/13/2030	16,200	7,012
Project Alfa		
TBD% due 10/21/2026	$ 3,120	3,120
4.150% due 02/27/2026	EUR 2,457	2,836
SVF II Finco (Cayman) LP		
7.652% due 04/25/2029	$ 24,174	24,307
Syniverse Holdings LLC		
11.002% due 05/13/2027	24,406	23,592
TransDigm, Inc.		
6.252% due 03/22/2030	775	776
6.502% due 02/28/2031	22,534	22,589
U.S. Renal Care, Inc.		
9.079% due 06/28/2028	3,092	2,938
Westmoreland Coal Co.		
8.000% due 11/04/2030	268	108
Windstream Services LLC		
8.815% due 10/01/2031	19,710	19,661
Total Bank Loan Obligations (Cost $509,143)		**503,177**
CORPORATE BONDS & NOTES 15.4%		
BANKING & FINANCE 5.8%		
123 Lights Re Ltd.		
14.850% due 09/14/2028	$ 600	$ 600
AGFC Capital Trust I		
5.916% due 01/15/2067	2,200	1,512
Alamo Re Ltd.		
12.284% due 06/07/2027	3,500	3,766
15.730% due 06/07/2026	3,600	3,793
Armor Holdco, Inc.		
8.500% due 11/15/2029	200	201
Armor RE II Ltd.		
12.360% due 01/07/2028	500	534
14.060% due 05/07/2027	1,300	1,413
Army Hawaii Family Housing Trust Certificates		
4.547% due 06/15/2050	7,600	5,393
Avolon Holdings Funding Ltd.		
2.528% due 11/18/2027	14,937	14,402
Banca Monte dei Paschi di Siena SpA		
1.875% due 01/09/2026	EUR 10,100	11,643
Banco Bilbao Vizcaya Argentaria S.A.		
6.033% due 03/13/2035	$ 1,400	1,491
Banco Santander S.A.		
3.250% due 04/02/2029	EUR 7,400	8,669
6.527% due 11/07/2027	$ 11,000	11,254
6.607% due 11/07/2028	8,400	8,974
Barclays PLC		
4.972% due 05/16/2029	2,600	2,639
5.652% due 03/12/2028	5,200	5,255
5.674% due 03/12/2028	2,200	2,241
5.690% due 03/12/2030	7,200	7,476
6.490% due 09/13/2029	8,500	8,982
Bayou Re Ltd.		
12.192% due 04/30/2027	600	641
22.360% due 04/30/2027	700	788
Blue Ridge Re Ltd.		
9.100% due 01/08/2027	3,306	3,425
BNP Paribas S.A.		
5.497% due 05/20/2030	3,400	3,515
Bonanza RE Ltd.		
3.850% due 01/08/2026	250	248
BPCE S.A.		
6.714% due 10/19/2029	19,000	20,159
7.003% due 10/19/2034	11,600	12,959
CaixaBank S.A.		
6.208% due 01/18/2029	5,400	5,618
Cape Lookout Re Ltd.		
10.750% due 03/13/2028	4,000	4,210
12.575% due 04/05/2027	700	734
Charles River Re Ltd.		
11.502% due 05/10/2027	250	266
CIFI Holdings Group Co. Ltd. (c)		
4.375% due 04/12/2027	300	28
4.450% due 08/17/2026	500	46
5.950% due 10/20/2049	200	21
6.000% due 07/16/2049	200	21
6.450% due 11/07/2049	600	62
Corestate Capital Holding S.A. (d)		
8.000% due 12/31/2026	EUR 9,812	4,586
10.000% due 12/31/2026	946	993
CoStar Group, Inc.		
2.800% due 07/15/2030	$ 11,025	10,093
Country Garden Holdings Co. Ltd. (c)		
2.700% due 07/12/2026	2,100	203
3.125% due 10/22/2049	3,400	323
3.875% due 10/22/2030	1,700	170
Credicorp Capital Sociedad Titulizadora S.A.		
9.700% due 03/05/2045	PEN 13,100	4,060
10.100% due 12/15/2043	3,000	945
Credit Suisse Group AG AT1 Claim (c)	$ 9,046	2,985
Deloitte LLP		
5.250% due 01/30/2030	$ 11,300	$ 11,585
5.410% due 01/30/2032	11,100	11,432
Deutsche Bank AG		
2.129% due 11/24/2026	1,200	1,198
3.547% due 09/18/2031	2,900	2,754
6.720% due 01/18/2029	2,900	3,040
East Lane Re VII Ltd.		
12.770% due 03/31/2026	3,400	3,466
EPR Properties		
4.750% due 12/15/2026	256	257
4.950% due 04/15/2028	1,132	1,143
Everglades Re II Ltd.		
14.372% due 05/13/2027	2,800	3,011
15.372% due 05/13/2027	2,800	2,998
16.622% due 05/13/2027	2,800	2,999
GA Global Funding Trust		
5.900% due 01/13/2035	9,500	9,846
Gaci First Investment Co.		
5.250% due 01/29/2030	24,100	24,855
GLP Capital LP		
5.300% due 01/15/2029	3,142	3,204
Goodman U.S. Finance Three LLC		
3.700% due 03/15/2028	2,324	2,296
Greengrove RE Ltd.		
11.575% due 04/07/2028	1,000	1,000
GTA Finance Co. Pty Ltd.		
5.400% due 12/04/2029	AUD 10,100	6,745
Hardwood Funding LLC		
4.980% due 06/07/2028	$ 3,300	3,345
5.070% due 06/07/2030	2,200	2,251
Hexagon IV RE Ltd.		
10.478% due 01/21/2028	EUR 2,339	2,782
Hudson Pacific Properties LP		
5.950% due 02/15/2028	$ 600	587
InCaps Funding I Ltd.		
6.433% due 06/01/2033	4,533	4,510
Integrity RE III Ltd.		
16.075% due 06/06/2028	300	321
29.325% due 06/06/2027	300	344
Integrity Re Ltd.		
21.084% due 06/06/2026	1,200	1,317
26.646% due 06/06/2026	600	678
Intesa Sanpaolo SpA		
7.200% due 11/28/2033	7,300	8,319
Iridium Capital PLC		
3.853% due 03/07/2027	EUR 18,600	21,356
9.250% due 06/18/2029	10,600	12,984
Jane Street Group		
6.750% due 05/01/2033	$ 1,300	1,357
Kizuna RE III Pte Ltd.		
6.585% due 04/09/2029	600	615
Longleaf Pine Re Ltd.		
21.804% due 05/25/2027	1,900	2,134
Luca RE Ltd.		
11.085% due 07/22/2028	1,900	1,900
Marex Group PLC		
6.404% due 11/04/2029	2,200	2,263
MMIFS Re Ltd.		
5.236% due 01/10/2028	CAD 800	574
Morgan Stanley Bank N.A.		
4.784% due 10/15/2027	$ 6,000	6,022
Mutual of Omaha Cos. Global Funding		
4.750% due 10/15/2029	2,800	2,847
Nationwide Building Society		
3.960% due 07/18/2030	5,600	5,512
4.302% due 03/08/2029	8,800	8,794
Nature Coast Re Ltd.		
13.825% due 12/07/2026	2,400	2,514
NatWest Group PLC		
4.445% due 05/08/2030	17,600	17,637
5.076% due 01/27/2030	16,500	16,873

		額面金額（単位：千）	時価（単位：千）
Nykredit Realkredit A/S			
3.500% due 07/10/2031	EUR	500	$ 586
Orange Capital RE DAC			
8.026% due 01/17/2029		250	299
9.836% due 01/08/2027		2,100	2,473
Palm RE Ltd.			
11.575% due 06/07/2028	$	1,000	1,061
Panama Infrastructure Receivable Purchaser PLC			
0.000% due 04/05/2032		15,040	11,491
Polestar Re Ltd.			
14.328% due 01/07/2028		1,600	1,657
17.078% due 01/07/2027		5,500	5,714
Preferred Term Securities XXIV Ltd.			
4.599% due 03/22/2037		619	585
4.679% due 03/22/2037		4,717	4,198
Preferred Term Securities XXV Ltd.			
4.589% due 06/22/2037		15,717	14,695
Preferred Term Securities XXVI Ltd.			
4.599% due 09/22/2037		18,972	17,644
Prime Property Fund LLC			
5.440% due 09/30/2031		12,400	12,509
Purple Re Ltd.			
12.951% due 06/07/2027		2,100	2,237
Quercus Re DAC			
10.050% due 07/08/2027	EUR	300	351
Sabine Re Ltd.			
12.355% due 04/07/2027	$	700	736
Santander Holdings USA, Inc.			
5.353% due 09/06/2030 (n)		5,000	5,095
Santander UK Group Holdings PLC			
2.469% due 01/11/2028		1,000	979
3.823% due 11/03/2028		3,400	3,367
4.858% due 09/11/2030		5,700	5,768
6.534% due 01/10/2029		600	627
6.833% due 11/21/2026		5,700	5,706
7.482% due 08/29/2029	GBP	4,200	5,949
Societe Generale S.A.			
6.447% due 01/12/2027	$	3,200	3,211
6.691% due 01/10/2034		15,100	16,456
SRC Sukuk Ltd.			
5.000% due 02/27/2028		16,300	16,540
Suci Second Investment Co.			
4.375% due 09/10/2027		13,900	13,926
Sunac China Holdings Ltd. (c)			
6.000% due 09/30/2026		31	5
6.250% due 09/30/2026		31	5
6.500% due 09/30/2027		62	10
6.750% due 09/30/2028		93	14
7.000% due 09/30/2029		94	15
7.250% due 09/30/2030		44	7
Taranis Reinsurance DAC			
8.320% due 01/21/2028	EUR	1,400	1,608
11.000% due 01/21/2028		2,000	2,405
Torrey Pines Re Ltd.			
9.916% due 06/07/2027	$	1,500	1,573
10.986% due 06/07/2027		900	938
13.238% due 06/05/2026		500	509
Turkiye Is Bankasi A/S			
2.900% due 11/15/2034		8,400	8,165
U.S. Capital Funding VI Ltd.			
4.469% due 07/10/2043		17,687	15,034
UBS AG			
7.500% due 02/15/2028		10,500	11,326
UBS Group AG			
3.091% due 05/14/2032		2,050	1,899
3.869% due 01/12/2029		31,650	31,433
4.194% due 04/01/2031		7,750	7,665
4.988% due 08/05/2033		10,400	10,567
5.959% due 01/12/2034		12,800	13,685
6.327% due 12/22/2027		10,000	10,231
6.442% due 08/11/2028		3,360	3,486
6.537% due 08/12/2033	$	20,610	$ 22,799
7.750% due 03/01/2029	EUR	3,340	4,297
9.016% due 11/15/2033	$	3,050	3,835
Uniti Group LP			
6.500% due 02/15/2029		2,280	2,136
Ursa Re Ltd.			
9.360% due 12/07/2026		4,200	4,318
11.372% due 02/22/2028		1,100	1,119
12.610% due 12/07/2026		5,300	5,527
Veraison Re Ltd.			
8.872% due 03/08/2028		300	304
VICI Properties LP			
3.750% due 02/15/2027		4,300	4,259
4.125% due 08/15/2030		5,684	5,499
4.250% due 12/01/2026		3,600	3,592
4.500% due 09/01/2026		2,000	2,001
4.625% due 12/01/2029		3,600	3,572
Vitality Re XVI Ltd.			
5.600% due 01/08/2029		550	551
7.600% due 01/08/2029		400	402
Voyager Aviation Holdings LLC			
8.500% due 05/09/2026 (c)		1,987	0
Winston RE Ltd.			
15.550% due 02/26/2027		500	539
			736,192
INDUSTRIALS 4.0%			
Air Canada 2020-2 Class A Pass-Through Trust			
5.250% due 04/01/2029		1,265	1,294
Alaska Airlines 2020-1 Class A Pass-Through Trust			
4.800% due 08/15/2027		2,599	2,609
Amdocs Ltd.			
2.538% due 06/15/2030		3,200	2,937
American Airlines 2014-1 Class A Pass-Through Trust			
3.700% due 10/01/2026		1,537	1,525
American Airlines 2015-1 Class A Pass-Through Trust			
3.375% due 05/01/2027		1,149	1,131
American Airlines 2016-1 Class AA Pass-Through Trust			
3.575% due 01/15/2028		1,258	1,237
American Airlines 2016-2 Class AA Pass-Through Trust			
3.200% due 06/15/2028		668	648
American Airlines 2017-2 Class AA Pass-Through Trust			
3.350% due 10/15/2029		285	275
Boeing Co.			
2.196% due 02/04/2026		18,488	18,390
2.750% due 02/01/2026		25,140	25,043
6.259% due 05/01/2027		4,580	4,708
6.298% due 05/01/2029		1,900	2,016
6.528% due 05/01/2034		1,500	1,660
British Airways 2019-1 Class AA Pass-Through Trust			
3.300% due 12/15/2032		73	70
Broadcom, Inc.			
2.450% due 02/15/2031		7,400	6,747
3.469% due 04/15/2034		957	877
Burberry Group PLC			
5.750% due 06/20/2030	GBP	300	401
Carvana Co. (d)			
9.000% due 06/01/2030	$	11,580	12,105
9.000% due 06/01/2031		21,798	24,282
Centene Corp.			
2.500% due 03/01/2031		2,487	2,143
3.000% due 10/15/2030		1,400	1,250
3.375% due 02/15/2030		2,238	2,060
4.250% due 12/15/2027		10,310	10,169
Claritev Corp.			
6.750% due 03/31/2031 (d)		3,453	2,779
CommonSpirit Health			
4.975% due 09/01/2035		3,000	2,988
5.580% due 09/01/2045		1,100	1,094
5.662% due 09/01/2055		1,200	1,197
CVS Pass-Through Trust			
5.773% due 01/10/2033	$	106	$ 109
7.507% due 01/10/2032		414	441
8.353% due 07/10/2031		409	446
Energy Transfer LP			
4.950% due 05/15/2028		424	430
Flora Food Management BV			
6.875% due 07/02/2029	EUR	7,400	8,086
Ford Motor Credit Co. LLC			
2.700% due 08/10/2026	$	2,208	2,177
3.815% due 11/02/2027		13,078	12,830
4.125% due 08/17/2027		32,337	31,941
4.542% due 08/01/2026		25,740	25,692
5.800% due 03/08/2029		6,500	6,616
5.850% due 05/17/2027		1,610	1,633
Galderma Finance Europe BV			
3.500% due 03/20/2030	EUR	21,602	25,451
Greene King Finance PLC			
3.593% due 03/15/2035	GBP	1,658	2,042
4.064% due 03/15/2035		453	568
5.106% due 03/15/2034		111	145
5.907% due 12/15/2034		4,156	5,051
IHG Finance LLC			
3.625% due 09/27/2031	EUR	30,600	35,867
Imperial Brands Finance PLC			
3.500% due 07/26/2026	$	475	472
JetBlue 2020-1 Class A Pass-Through Trust			
4.000% due 11/15/2032		5,150	4,891
Microchip Technology, Inc.			
4.900% due 03/15/2028		4,700	4,760
5.050% due 02/15/2030		8,850	9,031
Mitchells & Butlers Finance PLC			
4.869% due 12/15/2030		240	232
6.013% due 12/15/2028	GBP	557	739
MPH Acquisition Holdings LLC			
5.750% due 12/31/2030	$	511	464
11.500% due 12/31/2030 (d)		801	865
Nissan Motor Acceptance Co. LLC			
2.450% due 09/15/2028		300	276
6.125% due 09/30/2030		29,776	29,542
Nissan Motor Co. Ltd.			
4.345% due 09/17/2027		8,700	8,530
4.810% due 09/17/2030 (n)		5,700	5,350
5.250% due 07/17/2029	EUR	800	948
7.500% due 07/17/2030	$	5,600	5,864
8.125% due 07/17/2035		3,800	4,045
ONEOK, Inc.			
4.750% due 10/15/2031		3,100	3,102
Roadster Finance DAC			
2.375% due 12/08/2027	EUR	1,000	1,140
Rolls-Royce PLC			
4.625% due 02/16/2026		3,314	3,832
5.750% due 10/15/2027	GBP	2,223	2,997
Russian Railways Via RZD Capital PLC			
7.487% due 03/25/2031 (c)		6,300	5,794
Spirit Airlines Pass-Through Trust			
4.100% due 04/01/2028	$	245	233
Stellantis Finance U.S., Inc.			
5.750% due 03/18/2030		5,300	5,436
6.450% due 03/18/2035		2,900	3,011
Times Square Hotel Trust			
8.528% due 08/01/2026		263	264
U.S. Renal Care, Inc.			
10.625% due 06/28/2028		2,342	2,049
United Airlines 2019-2 Class AA Pass-Through Trust			
2.700% due 05/01/2032		1,135	1,047
United Airlines 2020-1 Class A Pass-Through Trust			
5.875% due 10/15/2027 (n)		10,780	11,037
Universal Music Group NV			
3.750% due 06/30/2032	EUR	2,900	3,446

		額面金額（単位：千）	時価（単位：千）
Venture Global Calcasieu Pass LLC			
3.875% due 08/15/2029		$ 7,400	$ 7,015
3.875% due 11/01/2033 (n)		11,200	9,895
Venture Global LNG, Inc.			
8.125% due 06/01/2028		7,200	7,421
8.375% due 06/01/2031		2,200	2,261
9.500% due 02/01/2029		49,950	53,791
9.875% due 02/01/2032		15,550	16,619
			507,559
UTILITIES 5.6%			
Altice France S.A.			
4.750% due 10/15/2030	EUR	1,386	1,538
5.375% due 03/15/2032		231	257
5.500% due 10/15/2031		308	344
5.625% due 06/15/2032		462	516
6.500% due 10/15/2031	$	2,492	2,379
6.500% due 03/15/2032		2,233	2,140
6.875% due 10/15/2030		2,618	2,563
6.875% due 07/15/2032		1,617	1,554
7.250% due 11/01/2029	EUR	2,571	2,975
9.500% due 11/01/2029	$	4,775	4,869
12.875% due 11/01/2029	EUR	1,200	1,439
Beignet Investor LLC			
6.581% due 05/30/2049	$	251,230	268,192
Chile Electricity Lux Mpc II Sarl			
5.580% due 10/20/2035		2,444	2,518
DISH DBS Corp.			
5.250% due 12/01/2026		23,610	23,246
5.750% due 12/01/2028		14,510	13,955
Edison International			
6.250% due 03/15/2030		3,200	3,325
Gazprom PJSC Via Gaz Capital S.A.			
4.950% due 03/23/2027		1,800	1,575
4.950% due 02/06/2028		1,000	840
5.150% due 02/11/2026		5,700	5,273
7.288% due 08/16/2037		500	345
8.625% due 04/28/2034		2,372	1,957
Gazprom PJSC Via Gaz Finance PLC			
1.500% due 02/17/2027	EUR	31,800	28,445
2.950% due 01/27/2029	$	23,200	16,588
NPC Ukrenergo			
6.875% due 11/09/2028		1,200	960
Pacific Gas & Electric Co.			
2.100% due 08/01/2027		1,910	1,837
2.500% due 02/01/2031		2,600	2,328
2.950% due 03/01/2026		10,280	10,228
3.000% due 06/15/2028		11,288	10,886
3.150% due 01/01/2026		15,753	15,715
3.250% due 06/01/2031		3,800	3,511
3.300% due 03/15/2027		3,838	3,785
3.300% due 12/01/2027		14,666	14,377
3.750% due 07/01/2028		13,613	13,394
4.200% due 03/01/2029		9,900	9,810
4.400% due 03/01/2032		7,300	7,104
4.550% due 07/01/2030		50,195	49,893
4.650% due 08/01/2028		100	101
6.000% due 08/15/2035		4,400	4,617
Petroleos de Venezuela S.A. (c)			
5.375% due 04/12/2027		11,932	2,667
5.500% due 04/12/2037		10,372	2,318
6.000% due 11/15/2026		13,183	2,946
6.000% due 05/16/2034		8,283	1,851
9.000% due 11/17/2031		400	91
9.750% due 05/17/2035		4,730	1,152
Petroleos Mexicanos			
5.950% due 01/28/2031		5,319	5,206
6.700% due 02/16/2032		58,087	58,074
6.950% due 01/28/2060		6,116	5,042
7.690% due 01/23/2050		1,570	1,425
Prosus NV			
1.985% due 07/13/2033	EUR	5,600	$ 5,722
2.085% due 01/19/2030		4,200	4,659
3.061% due 07/13/2031	$	9,600	8,747
4.193% due 01/19/2032		4,000	3,856
Rio Oil Finance Trust Series 2014-3			
9.750% due 01/06/2027		184	190
Rio Oil Finance Trust Series 2018-1			
8.200% due 04/06/2028		1,330	1,374
Sprint Capital Corp.			
8.750% due 03/15/2032		2,200	2,677
Sprint Spectrum Co. LLC			
5.152% due 03/20/2028		1,379	1,387
SW Finance I PLC			
6.875% due 08/07/2032	GBP	7,000	9,551
Thames Water Super Senior Issuer PLC			
9.750% due 10/10/2027		3,877	5,821
Topaz Solar Farms LLC			
4.875% due 09/30/2039	$	4,436	3,943
5.750% due 09/30/2039		6,409	6,415
Valaris Ltd.			
8.375% due 04/30/2030		1,166	1,219
Windstream Services LLC			
8.250% due 10/01/2031		39,240	40,111
Woodside Finance Ltd.			
5.100% due 09/12/2034		4,800	4,766
Yorkshire Water Finance PLC			
6.000% due 07/22/2033	GBP	3,200	4,294
6.375% due 11/18/2034		1,700	2,333
			723,216
Total Corporate Bonds & Notes			**1,966,967**
(Cost $1,966,275)			
CONVERTIBLE BONDS & NOTES 0.3%			
Cooperatieve Rabobank UA			
6.500% due 03/29/2170 (e)	EUR	17,444	23,202
Nationwide Building Society			
10.250% due 06/20/2166	GBP	4,792	8,219
SVB Financial Trust			
11.000% due 11/07/2029	$	0	55
Total Convertible Bonds & Notes			**31,476**
(Cost $36,559)			
MUNICIPAL BONDS & NOTES 0.0%			
Chicago, Illinois, Build America Bonds, Series 2010			
6.630% due 02/01/2035		504	537
6.725% due 04/01/2035		238	256
7.350% due 07/01/2035		389	430
Golden State, California, Tobacco Securitization Corp. Revenue Bonds, Series 2021			
3.000% due 06/01/2046		500	450
Total Municipal Bonds & Notes			**1,673**
(Cost $1,685)			
U.S. GOVERNMENT AGENCIES 68.0%			
Fannie Mae			
1.903% due 05/25/2048 (f)		1,671	231
3.000% due 04/01/2037		484	464
3.000% due 09/01/2049		167	149
3.000% due 03/01/2050		14,174	12,786
3.000% due 10/01/2051		1,222	1,086
3.000% due 12/01/2051		179	159
3.000% due 01/01/2052		98	87
3.000% due 02/01/2052		9,146	8,132
3.000% due 03/01/2052		20,204	17,954
3.000% due 04/01/2052		22,194	19,808
3.000% due 05/01/2052		7,041	6,263
3.000% due 06/01/2052		8,570	7,614
3.000% due 07/01/2052		6,505	5,777
3.000% due 08/01/2052		$ 2,879	$ 2,575
3.000% due 05/01/2053		101	90
3.500% due 08/01/2042		15	15
3.500% due 09/01/2047		138	130
3.500% due 03/01/2048		42	40
3.500% due 04/01/2051		556	521
4.000% due 12/01/2041		39	38
4.000% due 07/01/2042		33	32
4.000% due 08/01/2042		423	413
4.000% due 09/01/2042		112	108
4.000% due 10/01/2042		16	16
4.000% due 01/01/2043		4	4
4.000% due 11/01/2045		74	72
4.000% due 03/01/2047		23	23
4.000% due 04/01/2047		178	173
4.000% due 08/01/2047		3,027	2,930
4.000% due 10/01/2047		163	158
4.000% due 12/01/2047		76	74
4.000% due 01/01/2048		39	38
4.000% due 02/01/2048		396	383
4.000% due 07/01/2048		4,730	4,577
4.000% due 08/01/2048		2,966	2,867
4.000% due 09/01/2048		893	865
4.500% due 02/01/2038		1	1
4.500% due 01/01/2041		135	132
5.000% due 10/01/2035		51	52
5.000% due 12/01/2035		73	73
5.000% due 05/01/2038		2	2
5.000% due 11/01/2039		6	6
5.383% due 12/25/2054		7,339	7,370
5.500% due 07/01/2033		13	13
5.500% due 06/01/2035		565	571
5.500% due 04/01/2036		1	1
5.500% due 11/01/2036		1	1
5.500% due 03/01/2037		6	6
5.500% due 09/01/2037		4	4
5.500% due 02/01/2038		3	3
5.500% due 04/01/2038		10	10
6.000% due 09/01/2029		368	376
6.000% due 08/01/2031		15	15
6.000% due 06/01/2032		1	1
6.000% due 09/01/2039		325	328
6.000% due 10/01/2047		7	7
6.000% due 01/01/2053		9,804	10,075
6.000% due 02/01/2054		226	231
6.000% due 06/01/2054		16,241	16,626
6.000% due 09/01/2054		184	188
6.500% due 01/01/2037		1	1
6.500% due 10/01/2037		2	2
6.500% due 10/01/2053		480	499
6.500% due 11/01/2053		2,586	2,682
6.500% due 08/01/2055		3,190	3,303
7.000% due 09/01/2031		22	22
Fannie Mae, TBA (g)			
2.500% due 11/01/2055		146,000	123,980
3.000% due 11/01/2040		1,800	1,725
3.000% due 12/01/2055		85,150	75,451
3.500% due 11/01/2055		38,883	35,854
3.500% due 12/01/2055		256,000	235,856
4.000% due 12/01/2055		53,050	50,319
5.000% due 12/01/2054		100,000	99,430
5.000% due 11/01/2055		36,000	35,824
6.000% due 11/01/2055		153,500	156,987
6.000% due 12/01/2055		559,100	571,646
6.500% due 11/01/2055		81,727	84,640
6.500% due 12/01/2055		1,039,633	1,077,052
7.000% due 12/01/2055		4,616	4,834

	額面金額（単位：千）	時価（単位：千）
Freddie Mac		
2.202% due 06/15/2042 (f)	$ 24	$ 4
3.000% due 11/01/2046	48	44
3.000% due 12/01/2047	1,495	1,360
3.000% due 03/01/2048	86	78
3.000% due 12/01/2051	152	136
3.000% due 04/01/2052	473	421
3.000% due 05/01/2052	6,675	5,928
3.000% due 01/01/2053	69	61
3.000% due 03/01/2053	235	209
3.500% due 10/01/2039	88	84
3.500% due 10/01/2047	1,628	1,531
3.500% due 12/01/2047	513	482
3.500% due 03/01/2048	1,759	1,652
3.500% due 04/01/2048	777	729
3.500% due 10/01/2048	773	723
3.500% due 12/01/2048	1,898	1,780
3.500% due 03/01/2049	1,179	1,102
3.500% due 05/01/2051	63	58
4.000% due 08/01/2042	371	365
4.000% due 09/01/2042	517	509
4.000% due 12/01/2042	6	6
4.000% due 04/01/2047	247	239
4.000% due 05/01/2047	238	231
4.000% due 08/01/2047	414	401
4.000% due 08/01/2048	498	482
4.000% due 09/01/2048	205	198
4.000% due 12/01/2048	7,168	6,935
4.000% due 02/01/2049	3,196	3,090
4.000% due 03/01/2049	229	222
5.000% due 06/01/2034	49	49
5.000% due 08/01/2035	34	34
5.000% due 01/01/2037	2	2
5.000% due 01/01/2038	1	1
5.000% due 06/01/2054	197	196
5.383% due 12/25/2054	6,085	6,114
5.500% due 01/01/2035	221	223
5.500% due 05/01/2037	1	1
5.500% due 06/01/2037	81	81
5.750% due 05/01/2037	72	75
6.000% due 07/01/2037	28	28
6.000% due 01/01/2053	1,522	1,563
6.000% due 03/01/2054	4,056	4,154
6.000% due 04/01/2054	929	953
6.000% due 06/01/2054	359	368
6.000% due 07/01/2054	65,550	67,149
6.000% due 09/01/2054	3,838	3,932
Ginnie Mae		
3.000% due 06/20/2052	1	1
3.500% due 09/20/2046	5	5
3.500% due 12/20/2050	97	89
3.500% due 01/20/2051	41	38
3.500% due 07/20/2051	87	80
3.500% due 10/20/2051	17	16
3.500% due 01/20/2052	334	308
3.500% due 02/20/2052	276	255
3.500% due 03/20/2052	23,670	21,888
3.500% due 04/20/2052	94	86
3.500% due 05/20/2052	5,952	5,500
3.500% due 06/20/2052	4,710	4,344
3.500% due 09/20/2052	12,277	11,370
3.500% due 10/20/2052	69,988	64,315
3.500% due 11/20/2052	16,174	14,869
3.500% due 12/20/2052	3,196	2,933
3.500% due 01/20/2053	372	343
3.500% due 08/20/2054	361	331
3.500% due 09/20/2054	6,095	5,614
3.500% due 10/20/2054	525	481
3.500% due 12/20/2054	$ 230	$ 211
3.500% due 01/20/2055	796	729
3.500% due 06/20/2055	19,545	17,903
3.500% due 07/20/2055	28,815	26,394
3.500% due 08/20/2055	496,100	454,414
4.000% due 06/20/2041	1	1
4.000% due 04/20/2047	1,179	1,135
4.000% due 05/20/2047	21,769	20,958
4.000% due 06/20/2047	10,322	9,937
4.000% due 07/20/2047	8,897	8,599
4.000% due 02/20/2048	6,109	5,881
4.000% due 05/20/2049	21,260	20,340
4.000% due 02/20/2050	251	241
4.000% due 07/20/2050	125	119
4.000% due 08/20/2050	19	19
4.000% due 09/20/2050	1,493	1,430
4.000% due 10/20/2050	48,055	46,087
4.000% due 11/20/2052	212	202
4.500% due 10/20/2035	272	268
4.500% due 01/20/2040	69	68
4.500% due 03/20/2040	5	5
4.500% due 07/15/2040	956	951
4.500% due 07/20/2040	969	978
4.500% due 08/15/2040	1,050	1,048
4.500% due 08/20/2040	698	705
4.500% due 09/20/2040	2,925	2,951
4.500% due 10/20/2040	788	796
4.500% due 01/20/2041	3,752	3,787
4.500% due 02/20/2041	1,826	1,826
4.500% due 03/20/2041	6,802	6,828
4.500% due 04/15/2041	943	939
4.500% due 04/20/2041	736	742
4.500% due 06/20/2041	6,467	6,493
4.500% due 07/20/2041	1,658	1,673
4.500% due 09/20/2041	166	168
4.500% due 10/20/2041	998	989
4.500% due 12/20/2041	1,494	1,507
4.500% due 05/20/2043	341	344
4.500% due 07/20/2043	232	234
5.000% due 08/20/2030	116	117
5.000% due 05/20/2040	241	242
5.000% due 04/20/2041	6	6
5.500% due 05/20/2038	6	6
5.500% due 06/20/2038	26	27
5.500% due 07/20/2038	30	30
5.500% due 08/20/2038	212	213
5.500% due 09/20/2038	65	65
5.500% due 10/20/2038	14	14
5.500% due 01/20/2039	9	9
5.500% due 02/20/2039	23	23
5.500% due 09/20/2039	42	43
5.500% due 10/20/2039	4	4
5.500% due 11/20/2039	195	196
5.500% due 01/20/2040	171	170
5.500% due 06/20/2040	169	174
5.500% due 07/20/2053	16,372	16,609
5.500% due 08/20/2053	14,376	14,571
Ginnie Mae, TBA (g)		
2.000% due 12/01/2055	19,000	15,807
2.500% due 12/01/2055	46,200	39,994
3.000% due 11/01/2055	751,000	674,961
3.000% due 12/01/2055	176,929	158,987
3.500% due 12/01/2055	392,944	359,707
4.000% due 11/01/2055	708,650	670,344
4.000% due 12/01/2055	304,850	288,288
4.500% due 11/01/2055	588,135	574,104
4.500% due 12/01/2055	546,665	533,111
5.000% due 12/01/2054	437,004	435,215
5.000% due 11/01/2055	$ 461,096	$ 459,749
5.500% due 11/01/2055	143,170	144,373
5.500% due 12/01/2055	450,430	453,881
6.000% due 11/01/2052	49,720	50,607
6.000% due 12/01/2055	135,081	137,472
6.500% due 01/01/2056	63,000	64,866
Total U.S. Government Agencies		**8,681,585**
(Cost $8,678,017)		
U.S. TREASURY OBLIGATIONS 12.6%		
Treasury Inflation Protected Securities (h)		
0.125% due 07/15/2026 (p)	52,982	52,697
0.125% due 10/15/2026 (p)	52,523	52,101
0.125% due 01/15/2031	2,116	1,984
0.125% due 07/15/2031 (p)	8,026	7,485
0.250% due 07/15/2029 (p)	149,025	144,237
0.250% due 02/15/2050	23,136	13,908
0.375% due 01/15/2027 (p)	6,228	6,164
0.375% due 07/15/2027 (p)	1,669	1,653
0.625% due 07/15/2032	96,117	90,892
0.625% due 02/15/2043	3,100	2,378
0.750% due 07/15/2028 (p)	36,597	36,300
0.750% due 02/15/2042	7,312	5,846
0.750% due 02/15/2045	19,949	15,062
0.875% due 01/15/2029 (p)	66,812	66,096
0.875% due 02/15/2047	23,353	17,474
1.000% due 02/15/2046	12,579	9,821
1.000% due 02/15/2048	27,327	20,740
1.000% due 02/15/2049 (p)	69,279	51,781
1.375% due 07/15/2033	224,975	221,445
1.375% due 02/15/2044	3,614	3,122
1.500% due 02/15/2053	28,446	23,094
1.625% due 04/15/2030	29,107	29,472
1.750% due 01/15/2034	27,613	27,729
1.875% due 07/15/2034	168,604	171,043
2.125% due 02/15/2040	3,747	3,788
2.125% due 02/15/2041	2,071	2,078
U.S. Treasury Bonds		
2.250% due 08/15/2046	100	67
2.750% due 08/15/2047	2,830	2,075
3.000% due 08/15/2048	155	118
3.000% due 02/15/2049	77	58
3.125% due 05/15/2048	180	140
4.250% due 08/15/2054	22,900	21,360
4.375% due 08/15/2043	33,800	32,887
4.500% due 11/15/2054	129,000	125,495
4.625% due 05/15/2054	116,900	115,978
4.875% due 08/15/2045	6,912	7,120
U.S. Treasury Notes		
1.625% due 02/15/2026 (p)	2,200	2,186
2.000% due 11/15/2026 (p)	800	786
2.250% due 02/15/2027 (p)	28,000	27,507
2.375% due 05/15/2029 (p)	32,200	30,869
2.625% due 02/15/2029 (p)	5,000	4,847
2.750% due 08/15/2032 (p)	150,100	140,068
2.875% due 05/15/2032	290	274
4.250% due 08/15/2035	10,911	11,048
Total U.S. Treasury Obligations		**1,601,273**
(Cost $1,707,536)		
MORTGAGE-BACKED SECURITIES 31.6%		
Accredited Mortgage Loan Trust		
5.801% due 07/25/2035	2,206	2,021
ACE Securities Corporation Home Equity Loan Trust		
4.416% due 08/25/2036	2,042	2,003
4.901% due 01/25/2035	672	651
5.006% due 08/25/2035	5,031	5,036
5.036% due 11/25/2034	750	762
5.276% due 02/25/2035	4,987	4,873

	額面金額（単位：千）	時価（単位：千）
Adjustable Rate Mortgage Trust		
4.751% due 05/25/2036	$ 801	$ 694
5.056% due 08/25/2035	1,873	1,713
AFC Home Equity Loan Trust		
4.916% due 06/25/2029	1,359	1,024
Alternative Loan Trust		
4.150% due 08/25/2036	4,005	3,753
4.336% due 09/20/2046	300	311
4.362% due 08/25/2035	372	350
4.406% due 07/25/2035	649	489
4.446% due 05/25/2047	1,937	1,772
4.466% due 07/25/2036	2,916	2,962
4.486% due 08/25/2046	7,270	6,459
4.506% due 02/25/2035	199	188
4.506% due 05/25/2036	10,139	8,862
4.556% due 05/25/2035	737	547
4.556% due 09/25/2035	2,382	1,442
4.566% due 03/20/2046	4,294	4,067
4.606% due 05/25/2037	1,707	712
4.606% due 12/25/2046	10,185	8,769
4.646% due 07/25/2036	15,578	14,382
4.666% due 08/25/2035	385	375
4.706% due 01/25/2036	4,655	4,327
4.786% due 12/20/2035	4,201	4,032
4.798% due 11/20/2035	288	282
5.399% due 11/20/2035	459	417
5.459% due 08/25/2035	288	252
5.500% due 04/25/2034	6,705	6,806
5.500% due 02/25/2035	609	599
5.500% due 06/25/2035	3,598	2,901
5.500% due 08/25/2035	41	35
5.500% due 09/25/2035	1,892	1,258
5.500% due 11/25/2035	1,425	782
5.500% due 02/25/2036	13	7
5.750% due 07/25/2037	334	189
5.756% due 10/25/2034	1,276	1,265
5.856% due 09/25/2034	408	385
6.000% due 04/25/2036	1,934	944
6.000% due 11/25/2036	1,984	1,084
6.000% due 07/25/2037	24,468	12,672
7.000% due 10/25/2037	27,541	9,236
Ameriquest Mortgage Securities Trust		
4.721% due 03/25/2036	17,953	17,474
Ameriquest Mortgage Securities, Inc. Asset-Backed Pass-Through Certificates		
3.128% due 09/25/2032	38	38
4.409% due 11/25/2033	1,245	1,277
5.126% due 01/25/2036	8,685	7,765
5.861% due 10/25/2034	9,556	9,177
Angel Oak Mortgage Trust		
6.500% due 12/25/2067	2,695	2,723
Argent Mortgage Loan Trust		
4.586% due 05/25/2035	14,902	13,672
Argent Securities Trust		
4.466% due 04/25/2036	7,277	2,292
Argent Securities, Inc. Asset-Backed Pass-Through Certificates		
3.804% due 09/25/2033	1,393	1,375
4.871% due 10/25/2035	36,400	34,344
Asset-Backed Funding Certificates Trust		
4.546% due 10/25/2036	13,188	11,817
4.766% due 03/25/2035	6,724	6,630
4.841% due 06/25/2035	4,297	4,224
5.081% due 06/25/2035	3,608	3,457
Asset-Backed Securities Corporation Home Equity Loan Trust		
3.460% due 05/25/2036	40,280	38,130
Avon Finance		
6.974% due 12/28/2049 GBP	2,400	3,167

	額面金額（単位：千）	時価（単位：千）
BAMLL Commercial Mortgage Securities Trust		
2.847% due 04/20/2042	$ 10,620	$ 8,678
3.110% due 04/25/2050	28,512	27,718
3.110% due 08/25/2052	10,000	8,912
Banc of America Alternative Loan Trust		
3.790% due 01/24/2049	36	33
6.000% due 07/25/2046	1,113	982
Banc of America Funding Trust		
4.949% due 01/20/2047	56	48
4.966% due 04/25/2037	6,721	5,777
4.982% due 02/20/2035	949	833
6.123% due 06/20/2036	3,376	2,842
BCAP LLC Trust		
4.343% due 04/26/2036	4,419	2,043
5.876% due 04/26/2037	2,733	1,199
Bear Stearns Adjustable Rate Mortgage Trust		
5.388% due 11/25/2034	110	102
Bear Stearns Alternative-A Trust		
4.233% due 01/25/2036	73	71
4.446% due 04/25/2037	5,464	4,940
4.526% due 11/25/2046	5,699	4,616
4.826% due 08/25/2035	3,155	3,099
Bear Stearns Asset-Backed Securities I Trust		
2.494% due 05/25/2036 (f)	7,855	207
4.406% due 06/25/2047	1,611	1,606
4.506% due 05/25/2036	12,411	2,970
4.511% due 07/25/2036	7,160	7,127
4.586% due 02/25/2037	640	938
4.618% due 11/25/2035	2,325	2,424
4.682% due 06/25/2034	2,205	2,263
4.721% due 02/25/2036	6,144	6,161
5.025% due 12/25/2035	9,278	9,228
5.156% due 08/25/2037	13,883	12,721
5.258% due 09/25/2034	3,161	3,306
6.131% due 03/25/2035	3,262	3,256
Bear Stearns Asset-Backed Securities Trust		
5.500% due 11/25/2033	2,884	2,583
Bear Stearns Mortgage Funding Trust		
4.506% due 02/25/2037	4,171	3,969
Benchmark Mortgage Trust		
3.899% due 03/15/2062	10,975	8,403
BINOM Securitization Trust		
4.441% due 08/25/2057	12,001	11,713
Bridgegate Funding PLC		
6.221% due 10/16/2062 GBP	12,821	16,932
6.971% due 10/16/2062	18,993	25,107
7.971% due 10/16/2062	9,971	13,194
8.971% due 10/16/2062	7,217	9,534
BSST Mortgage Trust		
6.883% due 02/15/2037 $	11,000	3,735
7.533% due 02/15/2037	24,700	6,601
8.533% due 02/15/2037	7,500	1,296
BX Commercial Mortgage Trust		
5.045% due 02/15/2039	2,067	2,065
BX Trust		
5.792% due 10/15/2036	16,400	16,382
6.042% due 10/15/2036	25,610	25,583
Canterbury Finance No.4 PLC		
4.821% due 05/16/2058 GBP	21,986	28,911
Carrington Mortgage Loan Trust		
5.276% due 02/25/2035 $	3,468	3,439
CBA Commercial Small Balance Commercial Mortgage		
6.040% due 01/25/2039	325	315
Chase Home Lending Mortgage Trust		
3.250% due 03/25/2063	18,319	16,693
Chase Mortgage Finance Trust		
4.463% due 12/25/2035	3,404	2,968
ChaseFlex Trust		
4.706% due 07/25/2037	781	694

	額面金額（単位：千）	時価（単位：千）
Chevy Chase Funding LLC Mortgage-Backed Certificates		
4.466% due 03/25/2035	$ 148	$ 148
CIM Trust		
3.250% due 10/25/2058	14,313	13,175
6.639% due 12/25/2067	3,163	3,181
CIT Mortgage Loan Trust		
5.606% due 10/25/2037	19,050	19,377
Citigroup Mortgage Loan Trust		
0.000% due 09/25/2064	122,123	104,485
4.386% due 12/25/2036	1,521	1,495
4.426% due 12/25/2036	8,803	4,990
4.552% due 08/25/2036	14,408	5,741
4.926% due 09/25/2037	9,608	8,806
4.977% due 08/25/2036	2,989	2,805
5.023% due 07/25/2037	1,870	1,668
6.000% due 11/25/2035	176	179
7.250% due 05/25/2036	7,534	3,752
7.264% due 01/25/2037	2,028	862
Citigroup Mortgage Loan Trust, Inc.		
5.141% due 05/25/2035	8,929	8,585
7.856% due 07/25/2037	3,507	3,472
Commercial Mortgage Trust		
0.000% due 04/10/2047 (f)	3,465	0
7.297% due 12/15/2038	8,575	8,004
Conseco Finance Corp.		
6.920% due 12/01/2030	154	155
7.500% due 03/01/2030	43,484	11,312
7.600% due 04/15/2026	4,848	342
Countrywide Asset-Backed Certificates		
4.606% due 08/26/2033	111	111
5.981% due 05/25/2035	6,245	6,306
Countrywide Home Loan Mortgage Pass-Through Trust		
4.038% due 03/25/2037	2,422	2,164
4.419% due 11/25/2037	3,625	3,422
4.652% due 10/20/2035	2,893	2,763
4.823% due 11/25/2034	5	5
5.399% due 06/25/2034	1	1
5.500% due 11/25/2035	4,704	2,607
5.750% due 08/25/2037	550	276
6.000% due 07/25/2036	16,553	7,853
6.000% due 11/25/2037	2,642	1,146
Credit Suisse First Boston Mortgage Securities Corp.		
6.556% due 01/25/2033	604	618
Credit Suisse Mortgage Capital		
4.134% due 10/26/2036	108	99
4.612% due 11/27/2036	7,548	7,313
Credit Suisse Mortgage Capital Mortgage-Backed Trust		
5.400% due 03/25/2037	611	280
6.000% due 05/25/2036	1,607	833
Credit Suisse Mortgage Capital Trust		
0.000% due 01/25/2058	17	17
0.000% due 04/25/2058 (f)	1	1
2.973% due 07/25/2057	2,670	2,321
3.431% due 11/10/2032	1,922	1,539
3.549% due 01/25/2058	15,053	12,430
4.723% due 04/25/2058	22,241	20,737
4.868% due 06/25/2050	35,008	31,771
5.194% due 07/15/2032	2,153	2,145
5.394% due 07/15/2032	2,400	2,391
6.859% due 06/01/2050	24,108	24,039
Credit-Based Asset Servicing & Securitization LLC		
7.480% due 03/25/2046	4,266	3,904
Cross Mortgage Trust		
6.093% due 04/25/2069	5,153	5,204
CWABS Asset-Backed Certificates Trust		
3.801% due 12/25/2034	7,891	7,391
4.326% due 08/25/2037	23,906	22,203
4.336% due 10/25/2047	1,136	1,132
4.356% due 02/25/2036	716	699

		額面金額（単位：千）	時価（単位：千）
4.386% due 06/25/2035	$	1,230	$ 1,137
4.386% due 06/25/2037		10,244	9,604
4.466% due 11/25/2047		16	134
4.566% due 05/25/2037		9,128	8,958
4.586% due 05/25/2036		7,812	6,837
4.586% due 03/25/2037		14,714	14,193
4.586% due 03/25/2047		22,401	21,488
4.626% due 09/25/2046		5,067	4,892
4.631% due 08/25/2036		1,626	1,605
4.806% due 03/25/2036		1,207	1,101
5.186% due 05/25/2036		1,923	1,640
5.201% due 06/25/2035		8,126	8,111
5.406% due 08/25/2035		3,000	2,946
5.633% due 06/25/2035		8,644	7,751
5.681% due 11/25/2034		5,123	5,165
CWABS, Inc. Asset-Backed Certificates			
5.456% due 08/25/2047		29,506	28,095
CWABS, Inc. Asset-Backed Certificates Trust			
5.681% due 03/25/2035		11,244	11,241
6.506% due 02/25/2035		7,049	6,144
DBGS Mortgage Trust			
6.947% due 10/15/2036		15,000	13,945
Deutsche Alternative-A Securities Mortgage Loan Trust			
4.426% due 03/25/2037		8,098	3,811
4.606% due 09/25/2047		9,416	8,325
4.766% due 08/25/2037		15,847	12,576
Deutsche Alternative-A Securities, Inc. Mortgage Loan Trust			
4.523% due 10/25/2035		6,415	5,137
Deutsche Mortgage & Asset Receiving Corp.			
4.173% due 11/27/2036		25	25
Deutsche Mortgage Securities, Inc. Re-REMIC Trust Certificates			
4.300% due 06/27/2037		8,989	7,994
Domi BV			
2.644% due 06/15/2053	EUR	1,735	2,003
Downey Savings & Loan Association Mortgage Loan Trust			
4.336% due 10/19/2036	$	6,009	5,528
4.806% due 09/19/2045		4,548	2,400
Ellington Loan Acquisition Trust			
5.206% due 05/25/2037		691	683
EMC Mortgage Loan Trust			
5.156% due 04/25/2042		2,995	3,077
Encore Credit Receivables Trust			
5.036% due 11/25/2035		6,436	6,203
Eurosail-UK PLC			
4.877% due 09/13/2045	GBP	2,634	3,378
5.057% due 06/13/2045		2,177	2,860
FBR Securitization Trust			
4.781% due 10/25/2035	$	16,222	13,707
4.871% due 09/25/2035		4,776	4,711
FFMLT Trust			
5.036% due 11/25/2035		2,069	1,950
Finance of America Structured Securities Trust			
3.500% due 09/25/2055		94,435	91,833
First Franklin Mortgage Loan Trust			
4.007% due 04/25/2035		2,171	2,149
4.416% due 11/25/2036		59,328	51,827
4.426% due 04/25/2036		2,799	2,763
4.781% due 03/25/2034		1,589	1,617
4.796% due 01/25/2036		24,773	23,503
First Horizon Alternative Mortgage Securities Trust			
0.894% due 05/25/2035 (f)		1,044	63
4.606% due 05/25/2035		1,045	594
Fremont Home Loan Trust			
4.386% due 02/25/2037		5,672	4,254
4.396% due 05/25/2036		2,608	2,574
4.766% due 01/25/2036		3,539	3,440
5.126% due 01/25/2035		6,493	6,026

		額面金額（単位：千）	時価（単位：千）
GE-WMC Asset-Backed Pass-Through Certificates			
4.796% due 10/25/2035	$	10,060	$ 9,006
Glen Securities Finance DAC			
4.116% due 10/28/2038	EUR	3,302	3,850
5.116% due 10/28/2038		2,477	2,856
5.916% due 10/28/2038		1,211	1,380
GMAC Commercial Mortgage Asset Corp.			
5.456% due 03/10/2051	$	11,401	10,214
GreenPoint Mortgage Funding Trust			
4.666% due 11/25/2045		30	23
Grifonas Finance No.1 PLC			
2.344% due 08/28/2039	EUR	297	333
GS Mortgage-Backed Securities Corp. Trust			
2.000% due 12/25/2060	$	2,390	2,071
GS Mortgage-Backed Securities Trust			
0.000% due 08/25/2071 (i)		950	789
4.185% due 08/25/2071		97,349	92,348
5.943% due 04/25/2065		38,654	40,258
GSAA Home Equity Trust			
4.124% due 03/25/2036		586	351
4.546% due 05/25/2047		1,365	808
6.182% due 11/25/2036		2,818	636
6.500% due 11/25/2037		20	7
6.619% due 07/25/2036		1,913	534
GSAMP Trust			
4.266% due 01/25/2037		14,958	9,267
4.386% due 03/25/2047		3,629	3,336
4.626% due 06/25/2036		7,694	7,536
4.751% due 11/25/2035		4,671	4,618
5.081% due 08/25/2034		2,219	2,272
5.081% due 04/25/2035		4,570	4,353
5.906% due 06/25/2035		2,932	2,888
GSMSC Resecuritization Trust			
1.925% due 04/26/2037		44,351	10,028
3.974% due 09/26/2036		3,375	2,052
GSR Mortgage Loan Trust			
2.594% due 03/25/2037 (f)		7,311	695
4.406% due 03/25/2037		7,311	1,090
HarborView Mortgage Loan Trust			
4.308% due 06/19/2036		5,989	3,054
4.336% due 08/19/2037		5,316	4,795
4.626% due 12/19/2036		644	623
4.648% due 11/19/2036		2,263	1,828
4.706% due 02/19/2036		8,648	5,075
4.786% due 08/19/2045		6,337	5,002
Hilton USA Trust			
2.828% due 11/05/2035		1,000	838
Home Equity Asset Trust			
4.586% due 10/25/2036		23,475	15,257
Home Equity Mortgage Loan Asset-Backed Trust			
4.246% due 11/25/2036		8,956	8,544
4.346% due 04/25/2037		11,419	7,846
4.466% due 06/25/2036		977	957
4.646% due 06/25/2036		16,729	13,626
5.096% due 08/25/2035		684	683
Household Capital RMBS			
5.740% due 07/20/2086	AUD	34,294	22,702
6.740% due 07/20/2086		7,470	4,941
HSI Asset Loan Obligation Trust			
6.350% due 12/25/2036	$	445	314
HSI Asset Securitization Corp. Trust			
4.206% due 07/25/2036		2,073	896
4.406% due 07/25/2036		30,946	13,525
4.481% due 05/25/2037		5,322	5,317
Impac CMB Trust			
4.952% due 01/25/2035		5,756	5,631
Impac Secured Assets Corp.			
4.666% due 03/25/2036		6,023	5,370

		額面金額（単位：千）	時価（単位：千）
Impac Secured Assets Trust			
4.326% due 05/25/2037	$	239	$ 203
4.486% due 01/25/2037		1,580	1,370
IndyMac IMJA Mortgage Loan Trust			
6.500% due 10/25/2037		8,155	3,817
IndyMac IMSC Mortgage Loan Trust			
3.827% due 06/25/2037		7,472	4,496
IndyMac INDX Mortgage Loan Trust			
3.223% due 07/25/2037		15,211	13,120
3.383% due 04/25/2037		12,122	11,005
3.630% due 04/25/2037		5,071	4,556
3.814% due 03/25/2036		3,275	2,228
4.162% due 11/25/2036		9,731	5,838
4.466% due 02/25/2037		18,458	17,427
4.486% due 10/25/2036		4,434	1,804
4.526% due 04/25/2046		760	710
4.706% due 07/25/2035		4,850	3,928
Jefferies Resecuritization Trust			
8.197% due 06/25/2047		373	313
Jeronimo Funding DAC			
3.189% due 10/25/2064	EUR	21,072	24,433
JPMorgan Alternative Loan Trust			
4.105% due 09/25/2036	$	7,064	5,847
4.604% due 03/25/2036		221	162
4.643% due 05/25/2036		484	287
4.666% due 04/25/2047		1,148	1,108
5.730% due 03/25/2036		34	34
6.000% due 12/27/2036		1,601	771
JPMorgan Chase Commercial Mortgage Securities Trust			
4.128% due 07/05/2031		2,500	2,190
4.248% due 07/05/2033		1,925	1,836
5.496% due 12/15/2036		3,700	1,830
6.497% due 09/15/2029		1,740	1,393
6.812% due 11/15/2038		16,193	16,253
7.235% due 10/05/2040		6,900	7,287
JPMorgan Mortgage Acquisition Corp.			
5.036% due 12/25/2035		6,229	6,171
JPMorgan Mortgage Acquisition Trust			
4.376% due 08/25/2036		8,402	8,047
4.376% due 06/25/2037		31,985	31,304
4.386% due 06/25/2037		22,826	20,492
4.406% due 12/25/2036		12,733	6,760
4.432% due 11/25/2036		1,976	2,051
4.511% due 05/25/2036		4,835	4,887
4.541% due 05/25/2036		12,919	12,528
JPMorgan Mortgage Trust			
4.406% due 10/25/2035		2,808	1,964
5.250% due 11/25/2063		755	760
5.329% due 01/25/2037		306	257
6.000% due 01/25/2036		1,695	752
6.000% due 06/25/2037		3,216	1,243
7.000% due 08/25/2037		2,155	1,053
JPMorgan Resecuritization Trust			
4.751% due 02/26/2037		1,504	1,412
Jubilee Place 6 BV			
2.833% due 09/17/2060	EUR	1,416	1,640
Kentmere No.4 PLC			
0.000% due 01/28/2039	GBP	13,618	7,482
4.769% due 01/28/2039		50,197	65,896
Lansdowne Mortgage Securities No.1 PLC			
2.314% due 06/15/2045	EUR	1,262	1,440
Legacy Mortgage Asset Trust			
0.000% due 09/25/2059	$	34,948	14,947
0.000% due 09/25/2059 (f)		510,830	2,120
3.000% due 09/25/2059		67,809	65,231
3.677% due 09/25/2059		38,539	28,446
4.251% due 09/25/2059		72,719	63,117
Lehman XS Trust			
4.306% due 02/25/2037		10,834	9,993

	額面金額（単位：千）	時価（単位：千）
4.486% due 09/25/2036	$ 3,470	$ 3,487
4.486% due 12/25/2036	11,475	9,421
4.506% due 06/25/2046	6,956	5,953
4.626% due 02/25/2046	519	473
4.626% due 02/25/2047	17,190	15,616
5.806% due 10/25/2037	9,949	9,491
6.500% due 06/25/2046	3,974	3,463
Long Beach Mortgage Loan Trust		
4.486% due 02/25/2036	27,215	24,244
4.486% due 03/25/2046	30,992	11,098
MASTR Adjustable Rate Mortgages Trust		
4.249% due 04/25/2034	1	1
5.309% due 12/25/2046	4,802	4,602
Mastr Asset-Backed Securities Trust		
4.546% due 11/25/2036	22	13
4.661% due 01/25/2036	6,571	6,334
5.256% due 08/25/2037	11,793	10,398
Mastr Specialized Loan Trust		
4.826% due 02/25/2036	5,111	4,301
Merrill Lynch First Franklin Mortgage Loan Trust		
7.106% due 10/25/2037	10,437	10,245
Merrill Lynch Mortgage Investors Trust		
4.386% due 05/25/2037	16,309	8,152
4.386% due 10/25/2037	52,843	7,343
4.826% due 07/25/2034	4,138	3,739
4.901% due 09/25/2035	29	29
5.186% due 10/25/2035	189	190
6.199% due 02/25/2033	12	11
MFA Trust		
6.775% due 10/25/2058	4,034	4,072
Mill City Mortgage Loan Trust		
3.250% due 01/25/2061	1,450	1,252
Morgan Stanley Asset-Backed Securities Capital I, Inc. Trust		
4.336% due 11/25/2036	1,796	1,065
4.356% due 07/25/2036	3,888	3,591
4.366% due 02/25/2037	6,674	2,964
4.406% due 07/25/2036	41,390	15,115
4.586% due 06/25/2036	16,847	15,041
4.606% due 07/25/2036	41,187	15,110
4.646% due 03/25/2036	2,996	2,934
4.841% due 07/25/2035	3,243	3,204
5.106% due 03/25/2033	53	53
5.106% due 07/25/2037	270	269
Morgan Stanley Bank of America Merrill Lynch Trust		
0.763% due 11/15/2052 (†)	122,807	1,235
Morgan Stanley Capital I Trust		
2.428% due 04/05/2042	13,500	11,926
5.730% due 08/15/2033	2,619	578
6.524% due 12/15/2038	21,942	19,614
7.223% due 12/15/2038	7,750	6,779
Morgan Stanley Capital I, Inc. Trust		
4.646% due 02/25/2036	18,254	18,059
Morgan Stanley Home Equity Loan Trust		
4.616% due 02/25/2036	13,330	12,786
Morgan Stanley IXIS Real Estate Capital Trust		
4.566% due 07/25/2036	9,376	3,700
Morgan Stanley Mortgage Loan Trust		
3.257% due 11/25/2037	1,108	770
6.000% due 12/25/2035	480	174
Morgan Stanley Reremic Trust		
4.592% due 11/26/2036	3,824	3,340
Mortgage Loan Trust		
5.370% due 03/25/2034	2,965	2,962
MortgageIT Trust		
5.681% due 08/25/2035	183	183
Mortimer Btl PLC		
5.158% due 12/22/2056 GBP	4,050	5,341
MTN Commercial Mortgage Trust		
5.437% due 03/15/2039 $	1,120	1,121

	額面金額（単位：千）	時価（単位：千）
Natixis Commercial Mortgage Securities Trust		
3.821% due 02/15/2039 $	2,900	$ 2,722
New Century Home Equity Loan Trust		
5.231% due 10/25/2033	96	97
New Residential Mortgage Loan Trust		
4.000% due 08/27/2057	727	713
New York Mortgage Trust		
4.646% due 04/25/2035	362	355
Newgate Funding PLC		
4.267% due 12/15/2050 GBP	10,315	13,237
Nomura Asset Acceptance Corporation Alternative Loan Trust		
4.206% due 08/25/2036 $	4,932	1,331
5.034% due 05/25/2035	2,385	1,136
Nomura Home Equity Loan, Inc. Home Equity Loan Trust		
4.426% due 02/25/2037	1,192	1,095
4.566% due 02/25/2037	1,118	1,026
4.871% due 05/25/2035	4,077	4,083
6.245% due 10/25/2036	20,612	3,567
Nomura Resecuritization Trust		
1.641% due 03/26/2037	4,518	3,662
NovaStar Mortgage Funding Trust		
4.306% due 09/25/2037	10,639	10,529
4.426% due 05/25/2036	1,772	1,759
4.426% due 10/25/2036	4,987	2,326
NYO Commercial Mortgage Trust		
6.142% due 11/15/2038	30,130	29,810
6.692% due 11/15/2038	14,400	14,110
OBX Trust		
3.698% due 04/25/2053	13,759	13,572
6.319% due 01/25/2062	7,594	7,604
6.520% due 07/25/2063	4,349	4,383
Option One Mortgage Loan Trust		
4.226% due 03/25/2037	4,542	4,468
4.246% due 03/25/2037	23,284	21,418
4.306% due 07/25/2036	63	38
4.306% due 02/25/2037	16,206	8,026
4.386% due 07/25/2036	11,937	7,179
4.386% due 03/25/2037	4,052	2,729
4.606% due 07/25/2036	4,960	2,983
4.916% due 02/25/2035	3,416	2,962
Ownit Mortgage Loan Trust		
4.366% due 10/25/2037	2,830	3,003
4.426% due 10/25/2037	1,944	2,069
4.486% due 07/25/2037	934	1,013
4.646% due 03/25/2037	2,936	2,867
5.126% due 03/25/2036	2,520	2,240
Park Place Securities, Inc. Asset-Backed Pass-Through Certificates		
4.841% due 09/25/2035	1,447	1,427
4.886% due 09/25/2035	25,075	23,301
5.576% due 01/25/2035	2,000	1,700
6.131% due 12/25/2034	25,974	25,537
People's Financial Realty Mortgage Securities Trust		
4.266% due 09/25/2036	25,578	4,679
PHH Alternative Mortgage Trust		
5.006% due 05/25/2037	861	699
PMF PLC		
0.000% due 01/16/2060 GBP	66	11,072
4.771% due 01/16/2060	108,113	142,464
5.071% due 01/16/2060	17,611	23,198
5.371% due 01/16/2060	11,741	15,459
5.871% due 01/16/2060	9,784	12,895
7.471% due 01/16/2060	3,913	5,168
7.971% due 01/16/2060	1,644	2,161
Popular Asset-Backed Securities Mortgage Pass-Through Trust		
3.283% due 11/25/2035 $	14,176	13,394
3.407% due 07/25/2035	13,811	11,895
4.571% due 11/25/2036	13,134	11,748

	額面金額（単位：千）	時価（単位：千）
PRET LLC		
5.843% due 09/25/2051 $	23,169	$ 23,194
5.851% due 12/25/2054	8,929	8,945
5.925% due 10/25/2054	13,655	13,670
PRET Trust		
3.900% due 10/25/2063	4,206	4,077
Prime Mortgage Trust		
6.000% due 04/25/2037	3,413	2,945
PRKCM Trust		
6.584% due 09/25/2058	5,597	5,644
PRPM LLC		
4.500% due 02/25/2055	879	874
PRPM Trust		
6.250% due 08/25/2068	5,563	5,610
RAAC Trust		
4.811% due 02/25/2036	6,581	6,412
5.231% due 06/25/2047	20,442	16,000
RBSGC Mortgage Loan Trust		
6.000% due 01/25/2037	1	1
RCKT Mortgage Trust		
4.795% due 09/25/2055	17,212	17,166
5.582% due 12/25/2044	9,076	9,157
5.653% due 01/25/2045	9,235	9,333
Renaissance Home Equity Loan Trust		
4.826% due 11/25/2034	243	217
5.106% due 09/25/2037	26	21
5.612% due 04/25/2037	10,124	2,590
5.640% due 11/25/2035	105	105
5.675% due 06/25/2037	5,030	1,217
Residential Accredit Securities Corporation Trust		
4.326% due 02/25/2037	15,991	15,766
4.601% due 04/25/2036	1,458	1,451
4.640% due 04/25/2034	945	904
4.706% due 01/25/2037	35,709	27,529
4.721% due 03/25/2036	6,180	6,111
5.081% due 09/25/2035	3,932	3,938
5.141% due 08/25/2035	1,089	1,090
Residential Asset Mortgage Products Trust		
4.456% due 10/25/2036	10,310	10,146
4.781% due 11/25/2035	4,887	4,855
4.786% due 12/25/2035	8,528	7,711
4.856% due 09/25/2035	3,040	3,037
5.051% due 10/25/2035	1,500	1,338
Residential Mortgage Acceptance Corporation No.3 PLC		
5.184% due 02/15/2047 GBP	16,236	21,401
Residential Mortgage Acceptance Corporation Securities No.1 PLC		
2.459% due 06/12/2044 EUR	2,665	2,956
Saxon Asset Securities Trust		
1.357% due 03/25/2035 $	158	140
1.568% due 05/25/2035	2,058	2,012
5.856% due 12/25/2037	2,011	1,942
Securitized Asset-Backed Receivables LLC Trust		
4.646% due 03/25/2036	3,883	3,618
4.931% due 10/25/2035	9,229	8,919
5.156% due 03/25/2035	3,847	3,878
Sequoia Mortgage Trust		
4.427% due 11/25/2063	7,652	7,709
4.546% due 05/20/2035	721	670
4.666% due 06/20/2034	11	11
Sestante Finance Srl		
2.258% due 07/23/2046 EUR	4,889	5,451
SFO Commercial Mortgage Trust		
6.546% due 05/15/2038 $	885	876
7.046% due 05/15/2038	22,000	21,582
SG Mortgage Securities Trust		
4.466% due 02/25/2036	4,365	2,164
4.566% due 07/25/2036	7,891	1,662
Soundview Home Loan Trust		
3.650% due 04/25/2035	2,319	2,278

		額面金額（単位：千）	時価（単位：千）
4.526% due 06/25/2036	$	7,827	$ 7,060
4.571% due 06/25/2036		50,050	45,747
4.586% due 07/25/2036		21,678	20,154
5.081% due 03/25/2036		8,102	7,842
Specialty Underwriting & Residential Finance Trust			
5.081% due 12/25/2035		462	460
Structured Adjustable Rate Mortgage Loan Trust			
4.242% due 06/25/2037		989	880
4.426% due 10/25/2035		3,960	3,819
4.978% due 07/25/2035		1,914	792
5.081% due 08/25/2035		7,447	6,763
5.509% due 05/25/2035		45	36
Structured Asset Investment Loan Trust			
4.406% due 06/25/2036		1,747	1,729
4.606% due 06/25/2036		27,127	11,681
4.826% due 04/25/2035		1,003	996
4.906% due 02/25/2034		7,085	7,042
5.306% due 12/25/2034		450	450
Structured Asset Mortgage Investments II Trust			
4.526% due 09/25/2047		14,087	12,708
4.546% due 05/25/2036		7,819	6,551
4.821% due 04/19/2035		1,025	999
Structured Asset Mortgage Investments Trust			
4.806% due 09/19/2032		6	6
Structured Asset Securities Corporation Mortgage Loan Trust			
4.356% due 05/25/2036		2,857	2,335
4.366% due 05/25/2036		3,304	3,270
4.426% due 10/25/2036		7,383	5,073
4.541% due 07/25/2036		9,668	9,852
4.726% due 07/25/2036		5,983	5,980
Summerhill Residential DAC			
0.000% due 12/28/2061	EUR	5	0
3.180% due 12/28/2061		117,985	136,506
3.780% due 12/28/2061		14,020	16,191
4.180% due 12/28/2061		9,706	11,223
4.980% due 12/28/2061		5,392	6,235
5.730% due 12/28/2061		4,313	4,989
6.480% due 12/28/2061		2,696	3,118
6.500% due 12/28/2061		5,015	5,700
7.000% due 12/28/2061		34,512	22,248
7.480% due 12/28/2061		4,852	5,611
Terwin Mortgage Trust			
5.486% due 03/25/2035	$	2,943	2,961
Towd Point Mortgage Funding Granite 6 PLC			
4.895% due 07/20/2053	GBP	25,910	34,092
Towd Point Mortgage Trust			
3.750% due 03/25/2058	$	837	833
3.750% due 09/25/2062		69,100	66,581
5.725% due 11/25/2064		6,859	6,918
Tower Bridge Funding PLC			
5.070% due 01/20/2066	GBP	8,584	11,299
Valley Funding PLC			
0.000% due 05/16/2066		8,986	10,276
4.983% due 05/16/2066		51,389	67,496
5.483% due 05/16/2066		5,403	7,103
5.983% due 05/16/2066		5,638	7,400
6.983% due 05/16/2066		2,913	3,826
7.983% due 05/16/2066		1,879	2,469
9.483% due 05/16/2066		1,034	1,364
VCAT LLC			
5.877% due 01/25/2055	$	5,177	5,189
Verus Securitization Trust			
5.811% due 05/25/2068		7,744	7,767
5.999% due 02/25/2068		3,327	3,327
6.218% due 06/25/2069		5,709	5,791
6.443% due 08/25/2068		4,432	4,464
6.665% due 09/25/2068		11,339	11,465
Visio Trust			
6.598% due 10/25/2058		3,374	3,398

		額面金額（単位：千）	時価（単位：千）
Wachovia Mortgage Loan Trust			
4.796% due 10/25/2035	$	2,354	$ 2,191
Wachovia Mortgage Loan Trust LLC			
6.710% due 10/20/2035		276	271
WaMu Mortgage Pass-Through Certificates Trust			
4.107% due 02/25/2037		290	249
4.154% due 12/25/2036		992	940
4.189% due 12/25/2036		421	378
4.469% due 12/25/2036		1,115	996
4.553% due 12/25/2035		625	581
4.826% due 01/25/2045		280	269
4.979% due 03/25/2037		1,182	1,093
5.021% due 08/25/2045		12,807	11,366
5.086% due 11/25/2034		155	152
5.086% due 10/25/2045		1,411	1,367
Warwick Finance Residential Mortgages Number Three PLC			
0.000% due 12/21/2049	GBP	1	4,116
4.926% due 12/21/2049		11,002	14,500
5.638% due 12/21/2049		4,921	6,504
6.138% due 12/21/2049		2,460	3,232
6.638% due 12/21/2049		1,406	1,839
7.138% due 12/21/2049		1,406	1,824
Washington Mutual Mortgage Pass-Through Certificates WMALT Trust			
4.756% due 10/25/2035	$	849	716
4.959% due 10/25/2046		8,401	7,664
5.049% due 04/25/2046		1,624	1,491
5.456% due 08/25/2035		732	645
5.500% due 09/25/2035		466	418
5.500% due 11/25/2035		52	49
Wells Fargo Alternative Loan Trust			
6.000% due 07/25/2037		247	226
Wells Fargo Home Equity Asset-Backed Securities Trust			
4.526% due 03/25/2037		277	277
Wells Fargo Home Equity Trust Mortgage Pass-Through Certificates			
4.706% due 04/25/2034		2,544	2,544
Wells Fargo Mortgage-Backed Securities Trust			
6.501% due 10/25/2036		101	93
WSTN Trust			
6.297% due 07/05/2037		6,000	6,112
Total Mortgage-Backed Securities (Cost $4,291,363)			**4,029,626**
ASSET-BACKED SECURITIES 7.5%			
Affirm Asset Securitization Trust			
5.220% due 12/17/2029		1,561	1,562
ALESCO Preferred Funding XI Ltd.			
4.724% due 12/23/2036		4,346	4,129
Ally Bank Auto Credit-Linked Notes			
4.970% due 09/15/2032		1,957	1,973
5.117% due 09/15/2032		1,010	1,017
5.215% due 09/15/2032		600	602
Anchorage Capital CLO 20 Ltd.			
4.984% due 01/20/2035		2,600	2,603
Anchorage Credit Funding 11 Ltd.			
3.400% due 04/25/2038		23,404	22,854
Anchorage Credit Funding 18 Ltd.			
5.327% due 10/22/2040		14,100	14,150
5.702% due 10/22/2040		2,800	2,815
AREIT LLC			
6.143% due 08/17/2041		2,533	2,536
Ascent Education Funding Trust			
6.140% due 10/25/2050		2,307	2,368
Atlas Senior Loan Fund XV Ltd.			
5.080% due 10/23/2032		8,566	8,571
Auto Asset-Backed Securities Spanish Loans Fondo Titulizacion			
3.657% due 02/28/2032	EUR	388	446

		額面金額（単位：千）	時価（単位：千）
Bain Capital Credit CLO Ltd.			
5.124% due 07/19/2034	$	12,615	$ 12,629
Bain Capital Euro CLO DAC			
4.950% due 01/22/2038	EUR	1,000	1,156
Bayfront Infrastructure Capital IV Pte Ltd.			
5.687% due 04/11/2044	$	15,213	15,264
BHG Securitization Trust			
5.260% due 04/17/2036		5,456	5,501
BlueMountain CLO XXII Ltd.			
5.246% due 07/15/2031		965	965
BMW Canada Auto Trust			
4.844% due 07/20/2027	CAD	2,328	1,674
Capital Street Master Trust			
5.549% due 10/16/2028	$	15,600	15,677
5.799% due 10/16/2028		1,300	1,303
Cardiff Auto Receivables Securitisation PLC			
0.000% due 08/20/2031	GBP	3	1,151
5.370% due 08/20/2031		6,823	9,000
5.870% due 08/20/2031		7,375	9,746
6.570% due 08/20/2031		4,938	6,545
8.220% due 08/20/2031		5,263	6,957
10.720% due 08/20/2031		9,437	12,763
12.970% due 08/20/2031		12,349	15,410
Carmax Select Receivables Trust			
4.166% due 10/15/2026	$	19,604	19,606
CarVal CLO III Ltd.			
4.874% due 07/20/2032		15,787	15,799
Carvana Auto Receivables Trust			
4.171% due 10/12/2026		2,561	2,562
4.620% due 02/10/2028		1,928	1,929
4.640% due 01/10/2030		6,400	6,430
4.740% due 12/10/2030		4,500	4,569
5.210% due 06/10/2030		6,600	6,748
5.330% due 07/10/2029		8,500	8,564
5.710% due 07/10/2029		2,500	2,559
Castlelake Aircraft Securitization Trust			
4.125% due 06/15/2043		392	387
Cologix Canadian Issuer LP			
4.940% due 01/25/2052	CAD	1,800	1,275
Consumer Loan Finance Issuer Trust			
0.000% due 11/25/2054	$	3,085	1,569
5.150% due 11/25/2054		2,804	2,809
5.350% due 11/25/2054		10,553	10,769
5.450% due 11/25/2054		2,817	2,859
5.750% due 11/25/2054		1,409	1,427
6.600% due 11/25/2054		1,772	1,791
8.750% due 11/25/2054		1,060	1,074
CPS Auto Receivables Trust			
5.380% due 01/18/2028		190	190
6.040% due 07/16/2029		2,100	2,115
Dewolf Park CLO Ltd.			
5.086% due 10/15/2030		700	701
Diamond Infrastructure Funding LLC			
1.760% due 04/15/2049		900	867
Exeter Automobile Receivables Trust			
4.497% due 09/15/2026		6,916	6,916
Finance of America Structured Securities Trust			
3.000% due 09/25/2061		13,181	13,112
3.500% due 07/25/2075		63,879	62,201
6.500% due 04/25/2073		4,534	4,569
Flexicommercial Asset-Backed Securities Trust			
4.753% due 06/14/2031	AUD	16,971	11,149
Ford Auto Securitization Trust II			
3.724% due 11/15/2028	CAD	4,300	3,093
3.843% due 09/15/2030		3,400	2,469
3.945% due 10/15/2026		175	125
Gateway Casinos & Entertainment Ltd.			
5.000% due 03/12/2038		7,535	5,056
GLS Auto Receivables Issuer Trust			
4.494% due 07/15/2026	$	5,427	5,428

		額面金額（単位：千）	時価（単位：千）
4.750% due 07/17/2028	$	1,600	$ 1,605
4.760% due 10/15/2027		1,437	1,438
4.890% due 04/16/2029		5,300	5,329
5.020% due 04/17/2028		1,800	1,804
5.080% due 01/16/2029		3,000	3,019
5.350% due 08/16/2027		704	705
GM Financial Automobile Leasing Trust			
4.359% due 08/20/2026		1,404	1,405
GMF Canada Leasing Trust			
4.827% due 08/20/2029	CAD	5,300	3,824
4.883% due 12/21/2026		2,419	1,730
Goodgreen			
3.930% due 10/15/2053	$	3,157	2,915
Goodleap Sustainable Home Solutions Trust			
6.500% due 07/20/2055		723	720
GreatAmerica Leasing Receivables Funding LLC			
5.280% due 03/15/2027		2,438	2,451
GreenSky Home Improvement Issuer Trust			
5.150% due 10/27/2059		1,000	1,018
GreenSky Home Improvement Trust			
5.550% due 06/25/2059		500	513
5.880% due 06/25/2059		386	388
Hayfin Emerald CLO XIV DAC			
3.225% due 01/22/2039	EUR	26,300	30,410
Honda Auto Receivables Owner Trust			
4.330% due 05/15/2029	$	4,000	4,017
Hyundai Auto Lease Securitization Trust			
4.620% due 04/17/2028		10,000	10,056
ICG U.S. CLO Ltd.			
5.034% due 10/20/2034		18,500	18,518
LAD Auto Receivables Trust			
4.463% due 08/17/2026		3,694	3,695
5.460% due 07/16/2029		1,100	1,117
5.610% due 08/15/2028		2,659	2,676
LCM XVII LP			
5.296% due 10/15/2031		2,181	2,182
LoanCore Issuer Ltd.			
5.447% due 11/15/2038		4,938	4,944
MAN Euro CLO DAC			
3.776% due 10/15/2036	EUR	20,000	23,112
METAL LLC			
4.581% due 10/15/2042	$	8,686	6,037
MF1 LLC			
6.152% due 06/19/2037		18,923	18,933
6.637% due 09/17/2037		2,592	2,596
6.652% due 06/19/2037		8,236	8,241
Nassau Ltd.			
5.316% due 07/15/2031		87	87
Navient Private Education Loan Trust			
5.047% due 11/15/2068		672	670
6.297% due 12/15/2045		270	270
Nelnet Student Loan Trust			
5.097% due 09/25/2065		1,166	1,168
6.640% due 02/20/2041		3,327	3,450
Ocean Trails CLO 8			
5.195% due 07/15/2034		11,800	11,813
Pagaya AI Debt Grantor Trust			
4.670% due 03/16/2026		364	364
5.092% due 07/15/2032		3,045	3,057
5.637% due 07/15/2032		1,252	1,261
5.750% due 06/15/2032		3,103	3,122
5.871% due 07/15/2032		1,276	1,285
5.992% due 06/15/2032		942	948
PenFed Auto Receivables Owner Trust			
4.120% due 09/15/2028		900	900
4.178% due 09/15/2026		1,465	1,466
Prestige Auto Receivables Trust			
4.720% due 02/15/2028		7,128	7,132
Red & Black Auto Italy Srl			
2.667% due 07/28/2036	EUR	5,538	6,414

		額面金額（単位：千）	時価（単位：千）
Romark Credit Funding I Ltd.			
3.572% due 04/28/2038	$	11,700	$ 11,482
Romark WM-R Ltd.			
5.176% due 04/20/2031		1,421	1,422
Santander Bank Auto Credit-Linked Notes			
4.911% due 01/18/2033		437	440
4.965% due 01/18/2033		866	870
5.141% due 01/18/2033		914	918
Santander Drive Auto Receivables Trust			
5.630% due 01/16/2029		7,575	7,609
SFS Auto Receivables Securitization Trust			
5.710% due 10/20/2027		386	386
SMB Private Education Loan Trust			
0.000% due 02/16/2055		3	3,283
0.000% due 03/15/2055		3	40
3.940% due 02/16/2055		13,426	13,148
4.550% due 02/16/2055		6,511	6,392
4.780% due 03/15/2055		2,300	2,273
4.950% due 02/16/2055		1,974	1,950
4.960% due 03/15/2055		48,775	49,109
5.100% due 03/15/2055		2,300	2,313
5.260% due 03/15/2055		4,700	4,551
5.434% due 03/15/2055		5,408	5,419
5.684% due 02/16/2055		13,426	13,562
5.884% due 09/15/2053		14,793	15,068
5.950% due 02/16/2055		1,981	2,011
6.150% due 09/15/2053		9,123	9,656
6.930% due 09/15/2053		5,933	6,332
7.540% due 09/15/2053		1,205	1,278
8.870% due 09/15/2053		2,505	2,727
SoFi Consumer Loan Program Trust			
0.000% due 03/27/2034		4,019	5,313
0.000% due 10/25/2034		4,039	5,707
4.190% due 10/25/2034		35,369	35,415
4.530% due 10/25/2034		3,787	3,784
4.900% due 10/25/2034		2,942	2,954
4.910% due 03/27/2034		24,820	24,944
5.200% due 10/25/2034		2,170	2,179
5.250% due 03/27/2034		3,796	3,844
5.770% due 03/27/2034		2,944	3,016
6.260% due 03/27/2034		2,177	2,248
Sound Point CLO XVIII Ltd.			
5.266% due 01/21/2031		174	174
Stellantis Financial Underwritten Enhanced Lease Trust			
4.390% due 08/20/2026		12,959	12,971
Trinitas CLO VIII Ltd.			
5.246% due 07/20/2031		103	103
Trinitas CLO XIX Ltd.			
4.994% due 10/20/2033		15,039	15,055
Tropic CDO V Ltd.			
4.486% due 07/15/2036		9,939	9,616
TRTX Issuer Ltd.			
5.681% due 02/15/2039		2,666	2,671
TruPS Financials Note Securitization Ltd.			
5.433% due 03/30/2039		17,211	17,168
Upstart Pass-Through Trust			
3.800% due 04/20/2030		231	231
Upstart Securitization Trust			
4.503% due 08/20/2026		21,217	21,226
Venture 44 CLO Ltd.			
5.024% due 10/20/2034		7,200	7,207
Veros Auto Receivables Trust			
6.280% due 11/15/2027		518	520
Westlake Automobile Receivables Trust			
4.642% due 07/15/2026		16,715	16,719
4.894% due 08/16/2027		1,997	1,997
5.560% due 02/15/2028		3,900	3,922
Total Asset-Backed Securities			**962,112**
(Cost $951,806)			

		額面金額（単位：千）	時価（単位：千）
SOVEREIGN ISSUES 7.9%			
Argentina Government International Bond			
0.750% due 07/09/2030	$	53,142	$ 40,102
1.000% due 07/09/2029		3,955	3,375
3.500% due 07/09/2041		58,125	37,927
4.125% due 07/09/2035		30,340	21,314
4.125% due 07/09/2046		988	679
5.000% due 01/09/2038		25,740	18,932
Australia Government Bond			
1.750% due 06/21/2051	AUD	38,100	13,409
Bulgaria Government International Bond			
3.500% due 05/07/2034	EUR	4,400	5,148
4.125% due 05/07/2038		4,500	5,317
Colombia Government International Bond			
5.000% due 09/19/2032		4,800	5,432
5.625% due 02/19/2036		5,700	6,345
Development Bank of Kazakhstan JSC			
18.400% due 10/16/2028	KZT	5,497,000	10,414
Eagle Funding Luxco Sarl			
5.500% due 08/17/2030	$	67,700	68,861
Israel Government International Bond			
3.800% due 05/13/2060		3,939	2,715
5.000% due 10/30/2026	EUR	69,500	82,133
5.625% due 02/19/2035 (n)	$	7,500	7,910
Mexico Government International Bond			
3.000% due 12/03/2026 (h)	MXN	343	18
4.000% due 11/30/2028 (h)		7,030	380
4.000% due 08/24/2034 (h)		343	18
4.625% due 05/04/2033	EUR	11,700	13,949
5.375% due 03/22/2033	$	11,700	11,732
5.625% due 09/22/2035		9,500	9,467
7.500% due 05/26/2033	MXN	30,700	1,564
7.750% due 05/29/2031		38,300	2,017
7.750% due 11/23/2034		285,900	14,547
8.500% due 03/01/2029		1,455,800	79,882
8.500% due 05/31/2029		195,800	10,744
Peru Government International Bond			
5.350% due 08/12/2040	PEN	2,600	683
5.400% due 08/12/2034		20,162	5,816
6.150% due 08/12/2032		161,764	50,805
6.900% due 08/12/2037		33,795	10,457
6.950% due 08/12/2031		86,041	28,000
7.300% due 08/12/2033		149,500	49,482
7.600% due 08/12/2039		48,900	15,836
Romania Government International Bond			
1.750% due 07/13/2030	EUR	12,200	12,647
2.875% due 04/13/2042		3,900	2,995
5.125% due 09/24/2031		23,200	27,276
5.250% due 05/30/2032		10,300	12,095
5.375% due 03/22/2031		6,440	7,693
5.500% due 09/18/2028		6,400	7,832
5.625% due 02/22/2036		2,340	2,661
5.625% due 05/30/2037 (n)		12,400	13,903
5.875% due 07/11/2032		8,400	10,114
6.250% due 09/10/2034 (n)		11,500	13,907
6.375% due 09/18/2033		13,600	16,769
6.750% due 07/11/2039		17,300	20,810
Russia Government International Bond			
5.100% due 03/28/2035	$	3,200	0
5.250% due 06/23/2047		82,400	0
5.625% due 04/04/2042		11,400	7,980
5.875% due 09/16/2043		13,200	9,035
South Africa Government International Bond			
7.000% due 02/28/2031	ZAR	758,600	41,914
8.000% due 01/31/2030		63,100	3,677
8.500% due 01/31/2037		180,000	9,793
8.875% due 02/28/2035 (n)		784,700	45,348
9.000% due 01/31/2040		43,100	2,339

		額面金額（単位：千）	時価（単位：千）
Turkey Government International Bond			
5.250% due 03/13/2030	$	26,900	$ 26,557
6.125% due 10/24/2028		10,100	10,360
7.625% due 04/26/2029		30,900	33,062
Turkiye Government Bond			
41.270% due 09/06/2028	TRY	54,700	1,288
42.547% due 05/20/2026		5,400	130
42.547% due 08/19/2026		3,700	90
42.547% due 05/17/2028		851,200	20,121
Ukraine Government International Bond			
0.000% due 02/01/2030 (j)	$	190	101
0.000% due 02/01/2034 (j)		711	299
0.000% due 02/01/2035 (j)		601	308
0.000% due 02/01/2036 (j)		500	256
4.500% due 02/01/2029		1,266	875
4.500% due 02/01/2034		1,214	687
4.500% due 02/01/2035		507	284
4.500% due 02/01/2036		494	273
Venezuela Government International Bond (c)			
6.000% due 12/09/2049		3,367	771
7.000% due 03/31/2038		1,883	521
7.650% due 04/21/2035		5,349	1,386
7.750% due 10/13/2029		1,200	287
8.250% due 10/13/2034		5,991	1,552
9.000% due 05/07/2049		3,161	818
9.250% due 09/15/2027		4,274	1,320
9.250% due 05/07/2028		6,512	1,866
11.750% due 10/21/2026		680	204
11.950% due 08/05/2031		6,000	1,765
Total Sovereign Issues			**1,009,379**
(Cost $968,374)			

	株数	
COMMON STOCKS 0.6%		
Amsurg Corp.	1,095,323	49,450
Cairo Mezz PLC	847,444	450
Clear Channel Outdoor Holdings, Inc.	5,292,182	9,579
Corestate Capital Holding S.A.	2,742,788	0
Dreamwell Ltd.	56	1
iHeartMedia, Inc. Class A	1,246,745	3,703
iHeartMedia, Inc. Class B	967,427	2,528
Mangrove LuxCo III	159,692	2,683
MNSN Holdings, Inc.	87	5
National Bank of Greece S.A.	102,570	1,510
SSB Manufacturing Co.	56	0
UBS Group AG	26,741	1,026
Uniti Group, Inc.	48,948	282
Veritas U.S., Inc.	7,469	144
WestMet Group Holdings LLC	8,915	25
Westmoreland Mining Holdings LLC	8,837	5
Windstream Parent, Inc.	270,962	1,455
XBP Global Holdings, Inc.	49,494	29
Total Common Stocks		**72,875**
(Cost $117,534)		
COMMERCIAL REAL ESTATE EQUITY 0.2%		
VICI Properties, Inc.	760	22,807
Total Commercial Real Estate Equity		**22,807**
(Cost $5,575)		

	株数	時価（単位：千）
EQUITY-LINKED SECURITIES 0.1%		
SES S.A.		
12/31/2049	966	$ 11,570
Total Equity-Linked Securities		**11,570**
(Cost $0)		
WARRANTS 0.0%		
Windstream Parent, Inc.		
08/01/2035	53	283
Total Warrants		**283**
(Cost $322)		
PREFERRED SECURITIES 0.0%		
Windstream Parent, Inc.		
11.000%	1,729	1,729
Total Preferred Securities		**1,729**
(Cost $1,729)		

	額面金額（単位：千）
SHORT-TERM INSTRUMENTS 12.1%	
COMMERCIAL PAPER 1.2%	
Air Lease Corp.	
4.493% due 11/13/2025 (k)	$ 3,700
4.500% due 11/06/2025 (l)	20,300
Bacardi-Martini BV	
4.515% due 11/20/2025 (k)	1,100
Campbell's Co.	
4.543% due 11/19/2025 (k)	1,400
Canadian Natural Resources Ltd.	
4.258% due 11/05/2025 (k)	2,000
CBRE Services, Inc.	
4.225% due 11/06/2025 (k)	6,200
Crown Castle, Inc. (l)	
4.575% due 11/18/2025	10,000
4.577% due 11/20/2025	22,800
Glencore Funding LLC (k)	
4.239% due 11/04/2025	1,200
4.261% due 11/07/2025	11,100
HA Sustainable Infrastructure Capital, Inc.	
4.769% due 11/06/2025 (k)	5,500
Harley-Davidson Financial Services, Inc. (k)	
4.606% due 11/12/2025	700
4.783% due 12/02/2025	1,200
HCA, Inc. (k)	
4.557% due 11/03/2025	15,000
4.557% due 11/04/2025	8,200
Jones Lang LaSalle Finance BV (k)	
4.297% due 11/06/2025	1,600
4.338% due 11/04/2025	4,300
Keurig Dr Pepper, Inc.	
4.269% due 11/03/2025 (k)	3,900
4.270% due 11/06/2025 (l)	8,700
RTX Corp.	
4.295% due 11/21/2025 (k)	15,600
Southern California Edison Co.	
4.843% due 11/14/2025 (k)	1,000
Targa Resources Corp.	
4.347% due 11/21/2025 (k)	11,000
REPURCHASE AGREEMENTS (m) 10.1%	

		額面金額（単位：千）	時価（単位：千）
SHORT-TERM NOTES 0.1%			
Kona Spc Ltd.			
5.797% due 09/15/2026 (k)	EUR	4,500	$ 5,194
TIME DEPOSITS 0.4%			
Australia and New Zealand Banking Group Ltd.			
2.450% due 11/03/2025	AUD	6,174	4,041
2.450% due 11/03/2025	HKD	189	24
3.170% due 11/03/2025	GBP	1,113	1,463
3.360% due 11/03/2025	$	2,757	2,757
Bank of Nova Scotia			
1.260% due 11/03/2025	CAD	29	21
3.360% due 11/03/2025	$	747	747
BNP Paribas Bank			
1.260% due 11/03/2025	CAD	15	10
1.540% due 11/03/2025	NZD	399	228
5.120% due 11/03/2025	ZAR	12,422	717
Brown Brothers Harriman & Co.			
(0.470%) due 11/03/2025	CHF	1	1
0.120% due 11/04/2025	¥	1,195	8
0.750% due 11/03/2025	DKK	3	0
1.080% due 11/03/2025	EUR	1	1
2.970% due 11/03/2025	NOK	4	0
3.170% due 11/03/2025	GBP	1	1
3.360% due 11/03/2025	$	40	40
Citibank N.A.			
1.080% due 11/03/2025	EUR	260	301
3.170% due 11/03/2025	GBP	222	291
3.360% due 11/03/2025	$	1,445	1,445
DBS Bank Ltd.			
3.360% due 11/03/2025		8,397	8,397
DnB Bank ASA			
0.720% due 11/03/2025	SEK	3	0
1.080% due 11/03/2025	EUR	1,171	1,352
2.450% due 11/03/2025	AUD	404	265
3.360% due 11/03/2025	$	265	265
HSBC Bank			
0.470% due 11/03/2025	SGD	1	1
2.450% due 11/03/2025	HKD	314	40
HSBC Bank PLC			
1.080% due 11/03/2025	EUR	5,341	6,165
3.170% due 11/03/2025	GBP	12,744	16,744
JPMorgan Chase Bank N.A.			
3.360% due 11/03/2025	$	505	505
MUFG Bank Ltd.			
0.120% due 11/04/2025	¥	522,716	3,393
Royal Bank of Canada			
3.170% due 11/03/2025	GBP	173	227
Sumitomo Mitsui Trust Bank Ltd.			
0.120% due 11/04/2025	¥	515,739	3,348
1.080% due 11/03/2025	EUR	29	33
3.360% due 11/03/2025	$	3,687	3,687
			56,518
NIGERIA TREASURY BILLS 0.3%			
Nigeria Treasury Bills			
30.864% due 06/26/2026 (k)	NGN	17,060,596	10,512
30.864% due 06/29/2026 (l)		19,079,829	11,739
33.126% due 06/12/2026 (k)		11,995,500	7,443
33.156% due 06/11/2026 (k)		12,007,100	7,453
			37,147
Total Short-Term Instruments			**1,550,414**
(Cost $1,551,853)			

	時価（単位：千）
Total Investments in Securities (a) 160.2% **(Cost $20,787,771)**	**$ 20,446,946**
Financial Derivative Instruments (o)(q) 0.5% **(Cost or Premiums, net $7,273)**	**62,501**
Other Assets and Liabilities, net (60.7%)	**(7,747,262)**
Net Assets 100.0%	**$ 12,762,185**

NOTES TO SCHEDULE OF INVESTMENTS:

***** **A zero balance may reflect actual amounts rounding to less than one thousand.**
(a) **The allocation of Total Investments by geographic region as of October 31, 2025 is 133.1% of Net Assets in the United States, 7.0% of Net Assets in the United Kingdom and other countries comprising of 20.1% of Net Assets in aggregate.**
(b) **All or a portion of this amount represents unfunded loan commitments. The interest rate for the unfunded portion will be determined at the time of funding. See Note 4, Securities and Other Investments, in the Notes to Financial Statements for more information regarding unfunded loan commitments.**
(c) **Security is in default.**
(d) **Payment in-kind security.**
(e) **Perpetual maturity; date shown, if applicable, represents next contractual call date.**
(f) **Security is an Interest Only ("IO") or IO Strip.**
(g) **When-Issued security.**
(h) **Principal amount of security is adjusted for inflation.**
(i) **Principal only security.**
(j) **Security becomes interest bearing at a future date.**
(k) **Coupon represents a yield to maturity.**
(l) **Coupon represents a weighted average yield to maturity.**

BORROWINGS AND OTHER FINANCING TRANSACTIONS

(m) REPURCHASE AGREEMENTS:

取引相手	貸出金利	決済日	満期日	額面金額	担保	受取担保価値	レポ契約の価値	レポ契約の受取[1]
BPS	4.000%	11/03/2025	11/04/2025	$ 32,900	U.S. Treasury Bonds 2.000% due 11/15/2041	$ (33,580)	$ 32,900	$ 32,904
BRC	6.800%	10/22/2025	10/22/2027	ZAR 793,864	Republic of South Africa 10.500% due 12/21/2026	(45,888)	45,802	52,118
CEW	2.250%	10/30/2025	11/06/2025	CAD 740,000	Hydro-Quebec 4.000% due 02/15/2055 Province of Alberta 3.300% due 12/01/2046 Province of Ontario 2.650% due 12/02/2050 Province of Ontario 2.900% due 12/02/2046 Province of Ontario 2.900% due 06/02/2049 Province of Ontario 3.450% due 06/02/2045 Province of Ontario 3.500% due 06/02/2043 Province of Ontario 4.150% due 12/02/2054	(540,713)	528,137	528,369
CEW	2.260%	10/31/2025	11/07/2025	390,000	Province of Quebec 4.400% due 12/01/2055 Province of Ontario 4.650% due 06/02/2041	(284,544)	278,343	278,465
CEW	2.480%	10/14/2025	11/04/2025	100,000	Province of Ontario 4.450% due 12/02/2056	(74,403)	71,370	71,473
DEU	4.180%	10/31/2025	11/04/2025	$ 46,100	U.S. Treasury Inflation Protected Securities 0.125% due 04/15/2027	(47,068)	46,100	46,122
MEI	2.300%	10/29/2025	11/05/2025	CAD 25,322	Canada Government Bond 3.500% due 12/01/2045	(18,292)	18,072	18,080
MEI	2.300%	10/29/2025	11/05/2025	64,678	Canada Government Bond 4.000% due 08/01/2026	(47,152)	46,161	46,181
MEI	2.340%	10/28/2025	11/04/2025	220,000	Canada Government Bond 3.250% due 11/01/2026	(160,407)	157,014	157,085
MEI	2.380%	10/24/2025	11/07/2025	30,000	Canada Government Bond 2.750% due 03/01/2031	(21,835)	21,411	21,431
MEI	2.440%	10/22/2025	11/05/2025	70,000	Canada Government Bond 2.500% due 11/01/2027 Canada Government Bond 2.750% due 09/01/2030	(51,010)	49,959	50,006
Total Repurchase Agreements						**$ (1,324,892)**	**$ 1,295,269**	**$ 1,302,234**

REVERSE REPURCHASE AGREEMENTS:

取引相手	借入利率[2]	決済日	満期日	借入元本[2]	リバースレポの支払
BOS	3.500%	10/31/2025	01/16/2026	$ (3,277)	$ (3,277)
BOS	3.750%	10/31/2025	01/16/2026	(10,323)	(10,325)
BRC	1.500%	06/11/2025	TBD[3]	EUR (4,570)	(5,307)
BRC	2.150%	09/29/2025	TBD[3]	(854)	(988)
BRC	6.700%	10/22/2025	TBD[3]	ZAR (793,864)	(45,887)
SCX	3.900%	10/31/2025	11/03/2025	$ (8,296)	(8,297)
SCX	3.900%	11/03/2025	TBD[3]	(7,588)	(7,588)
Total Reverse Repurchase Agreements					**$ (81,669)**

CERTAIN TRANSFERS ACCOUNTED FOR AS SECURED BORROWINGS

	残存期間				
	オーバーナイト／継続	30日迄	31–90日	90日以上	合計
Reverse Repurchase Agreements					
Non - U.S. Corporate Debt	$ 0	$ 0	$ (712)	$ 0	$ (712)
U.S. Corporate Debt	0	0	(12,890)	0	(12,890)
Non-U.S. Government Debt	0	(8,297)	0	(52,182)	(60,479)
U.S. Government Debt	0	0	0	0	0
Total Reverse Repurchase Agreements	**$ 0**	**$ (8,297)**	**$ (13,602)**	**$ (52,182)**	**$ (74,081)**
Total Borrowings	**$ 0**	**$ (8,297)**	**$ (13,602)**	**$ (52,182)**	**$ (74,081)**
Payable for Reverse Repurchase Agreements[4]					**$ (74,081)**

SHORT SALES:

取引相手	銘柄	クーポン	満期日	額面	受取金額	売建の支払
BCY	Fannie Mae, TBA	5.500%	12/01/2055	$ 88,950	$ (89,829)	$ (89,810)
BOS	Fannie Mae, TBA	4.500%	12/01/2055	199,800	(195,032)	(194,659)
BOS	Fannie Mae, TBA	5.500%	12/01/2055	45,000	(45,445)	(45,435)
GSC	Fannie Mae, TBA	5.500%	12/01/2055	105,640	(106,684)	(106,661)
JPS	Fannie Mae, TBA	5.500%	12/01/2055	93,360	(94,283)	(94,264)
MZF	Fannie Mae, TBA	5.500%	12/01/2055	50,000	(50,494)	(50,484)
WFS	Fannie Mae, TBA	4.500%	12/01/2055	297,000	(289,913)	(289,358)
Total Short Sales (6.8%)					**$(871,680)**	**$ (870,671)**

BORROWINGS AND OTHER FINANCING TRANSACTIONS SUMMARY

The following is a summary by counterparty of the market value of Borrowings and Other Financing Transactions and collateral pledged/(received) as of October 31, 2025:

(n) Securities with an aggregate market value of $75,019 and cash of $2,615 have been pledged as collateral under the terms of the following master agreements as of October 31, 2025.

取引相手	レポ契約の受取	リバースレポの支払	売付買戻取引の支払	売建の支払	合計借入その他金融取引	担保の（受取）／差入れ	ネットエクスポージャー[5]
Global/Master Repurchase Agreement							
BOS	$ 0	$ (13,602)	$ 0	$ 0	$ (13,602)	$ 15,412	$ 1,810
BPS	32,904	0	0	0	32,904	(33,580)	(676)
BRC	52,118	(52,182)	0	0	(64)	5,442	5,378
CEW	878,307	0	0	0	878,307	(897,045)	(18,738)
DEU	46,122	0	0	0	46,122	(47,068)	(946)
JML	0	0	0	0	0	(271)	(271)
MEI	292,783	0	0	0	292,783	(299,465)*	(6,682)
SCX	0	(15,885)	0	0	(15,885)	7,910	(7,975)
Master Securities Forward Transactions Agreement							
BCY	0	0	0	(89,810)	(89,810)	0	(89,810)
BOS	0	0	0	(240,094)	(240,094)	0	(240,094)
GSC	0	0	0	(106,661)	(106,661)	0	(106,661)
JPS	0	0	0	(94,264)	(94,264)	0	(94,264)
MZF	0	0	0	(50,484)	(50,484)	0	(50,484)

取引相手	レポ契約の受取	リバースレポの支払	売付買戻取引の支払	売建の支払	合計借入その他金融取引	担保の（受取）／差入れ	ネットエクスポージャー[5]
Master Securities Forward Transactions Agreement							
WFS	$ 0	$ 0	$ 0	$ (289,358)	$ (289,358)	$ 0	$ (289,358)
Total Borrowings and Other Financing Transactions	**$ 1,302,234**	**$ (81,669)**	**$ 0**	**$ (870,671)**	**$ 349,894**		

* Cash collateral of $689 is unsettled as of October 31, 2025.

[1] Includes accrued interest.

[2] The average amount of borrowings outstanding during the period ended October 31, 2025 was $363,404 at a weighted average interest rate of 4.406%. Average borrowings may include sale-buyback transactions and reverse repurchase agreements, if held during the period.

[3] Open maturity reverse repurchase agreement.

[4] Unsettled reverse repurchase agreements liability of $(7,588) is outstanding at period end.

[5] Net exposure represents the net receivable/(payable) that would be due from/to the counterparty in the event of default. Exposure from borrowings and other financing transactions can only be netted across transactions governed under the same master agreement with the same legal entity. See Note 8, Master Netting Arrangements, in the Notes to Financial Statements for more information regarding master netting arrangements.

(e) FINANCIAL DERIVATIVE INSTRUMENTS: EXCHANGE-TRADED OR CENTRALLY CLEARED

FUTURES CONTRACTS:

銘柄	種類	限月	契約数	未実現評価（損）益	変動証拠金 資産	変動証拠金 負債
3-Month SOFR December Futures	Short	03/2026	229	$ 928	$ 12	$ 0
3-Month SOFR December Futures	Long	03/2027	1,220	(316)	15	0
3-Month SOFR December Futures	Long	03/2028	978	107	0	0
3-Month SOFR June Futures	Long	09/2026	1,220	(1,016)	0	(15)
3-Month SOFR June Futures	Long	09/2027	978	(67)	12	0
3-Month SOFR March Futures	Long	06/2026	1,005	(1,110)	0	(38)
3-Month SOFR March Futures	Long	06/2027	978	(214)	12	0
3-Month SOFR September Futures	Short	12/2025	175	850	2	0
3-Month SOFR September Futures	Long	12/2026	1,220	(594)	0	0
3-Month SOFR September Futures	Long	12/2027	978	43	12	0
Australia Government 10-Year Bond December Futures	Long	12/2025	421	(39)	0	(181)
Euro-Bobl 5-Year Note December Futures	Long	12/2025	118	66	0	(3)
Euro-Bund 10-Year Bond December Futures	Long	12/2025	817	1,491	0	(170)
U.S. Treasury 2-Year Note December Futures	Short	12/2025	6,494	4,358	0	0
U.S. Treasury 5-Year Note December Futures	Long	12/2025	9,175	2,194	0	0
U.S. Treasury 10-Year Note December Futures	Long	12/2025	17,311	12,792	0	(541)
U.S. Treasury 20-Year Bond December Futures	Short	12/2025	2,116	(4,054)	595	0
U.S. Treasury Ultra 10-Year Note December Futures	Short	12/2025	1,399	124	88	0
U.S. Treasury Ultra 30-Year Bond December Futures	Long	12/2025	1,420	6,272	0	(710)
United Kingdom Treasury 10-Year Gilt December Futures	Long	12/2025	4,265	16,084	0	(896)
Total Futures Contracts				**$ 37,899**	**$ 748**	**$ (2,554)**

SWAP AGREEMENTS:

CREDIT DEFAULT SWAPS ON CORPORATE, SOVEREIGN, AND U.S. MUNICIPAL ISSUES - BUY PROTECTION[1]

参照エンティティ	固定（支払）金利	満期日	2025年10月31日時点インプライド クレジットスプレッド[3]	想定元本[4]	市場価格	未実現評価（損）益	変動証拠金 資産	変動証拠金 負債
Ford Motor Credit Co. LLC	(5.000%)	06/20/2026	0.467%	$ 100	$ (4)	$ 2	$ 0	$ 0

CREDIT DEFAULT SWAPS ON CORPORATE, SOVEREIGN, AND U.S. MUNICIPAL ISSUES - SELL PROTECTION[2]

参照エンティティ	固定受取金利	満期日	2025年10月31日時点のインプライド クレジットスプレッド[3]	想定元本[4]	市場価格	未実現評価（損）益	変動証拠金 資産	変動証拠金 負債
AT&T, Inc.	1.000%	12/20/2025	0.217%	$ 12,300	$ 28	$ (58)	$ 0	$ 0
AT&T, Inc.	1.000%	06/20/2028	0.402%	2,600	42	67	0	0
Bank of America Corp.	1.000%	12/20/2025	0.228%	22,100	49	(109)	0	0
Bank of America Corp.	1.000%	12/20/2026	0.318%	28,800	254	(106)	0	(1)
Barclays Bank PLC	1.000%	12/20/2025	0.239%	EUR 19,300	50	(63)	0	0
BNP Paribas S.A.	1.000%	12/20/2025	0.172%	2,100	6	(8)	0	0
Boeing Co.	1.000%	12/20/2025	0.179%	$ 3,100	7	20	0	0
Boeing Co.	1.000%	06/20/2026	0.206%	8,400	52	22	0	0
Ford Motor Credit Co. LLC	5.000%	12/20/2025	0.424%	8,400	102	(225)	0	0

CREDIT DEFAULT SWAPS ON CORPORATE, SOVEREIGN, AND U.S. MUNICIPAL ISSUES - SELL PROTECTION[2] (Cont.)

参照エンティティ	固定受取金利	満期日	2025年10月31日時点のインプライド クレジット スプレッド[3]	想定元本[4]	市場価格	未実現評価（損）益	変動証拠金 資産	変動証拠金 負債
Ford Motor Credit Co. LLC	5.000%	06/20/2027	0.836%	$ 100	$ 7	$ 2	$ 0	$ 0
Morgan Stanley	1.000%	12/20/2025	0.221%	15,700	35	(12)	0	0
Morgan Stanley	1.000%	06/20/2026	0.239%	36,400	218	(13)	0	0
Oracle Corp.	1.000%	06/20/2030	0.778%	8,500	90	(96)	0	(9)
Rolls-Royce PLC	1.000%	06/20/2026	0.088%	EUR 3,800	31	336	0	0
Rolls-Royce PLC	1.000%	12/20/2026	0.112%	26,300	342	1,585	0	0
Verizon Communications, Inc.	1.000%	12/20/2026	0.275%	$ 2,500	23	(33)	0	0
Verizon Communications, Inc.	1.000%	06/20/2028	0.378%	8,000	135	148	0	(1)
Verizon Communications, Inc.	1.000%	12/20/2028	0.413%	2,000	37	42	0	0
					$ 1,508	$ 1,499	$ 0	$ (11)

CREDIT DEFAULT SWAPS ON CREDIT INDICES - SELL PROTECTION[2]

インデックス/トランシェ	固定受取金利	満期日	想定元本[4]	市場価格[5]	未実現評価（損）益	変動証拠金 資産	変動証拠金 負債
CDX.EM-34 Index	1.000%	12/20/2025	$ 46,828	$ 80	$ 1,770	$ 0	$ (7)
CDX.EM-35 Index	1.000%	06/20/2026	92	0	3	0	0
CDX.EM-36 Index	1.000%	12/20/2026	94,208	652	4,853	11	0
CDX.EM-37 Index	1.000%	06/20/2027	1,372	10	123	0	0
CDX.EM-38 Index	1.000%	12/20/2027	11,900	89	1,098	3	0
CDX.EM-39 Index	1.000%	06/20/2028	1,700	11	127	0	0
CDX.EM-40 Index	1.000%	12/20/2028	29,000	124	1,482	8	0
CDX.EM-41 Index	1.000%	06/20/2029	9,300	10	366	3	0
CDX.EM-42 Index	1.000%	12/20/2029	13,100	(27)	355	4	0
CDX.EM-43 Index	1.000%	06/20/2030	1,100	(10)	30	0	0
CDX.EM-44 Index	1.000%	12/20/2030	8,500	(128)	57	3	0
CDX.HY-35 Index	5.000%	12/20/2025	960	11	(73)	0	0
CDX.HY-36 Index	5.000%	06/20/2026	57,696	1,398	(4,044)	0	(5)
CDX.HY-37 Index	5.000%	12/20/2026	12,672	543	(164)	0	(2)
CDX.HY-38 Index	5.000%	06/20/2027	2,784	150	164	0	(1)
CDX.HY-39 Index	5.000%	12/20/2027	3,395	222	260	0	(2)
CDX.HY-40 Index	5.000%	06/20/2028	294	22	14	0	0
CDX.HY-41 Index	5.000%	12/20/2028	297	24	6	0	0
CDX.HY-43 Index	5.000%	12/20/2029	32,800	2,586	229	0	(28)
CDX.HY-44 Index	5.000%	06/20/2030	18,300	1,487	388	0	(16)
CDX.HY-45 Index	5.000%	12/20/2030	178,500	13,962	315	0	(166)
CDX.IG-37 Index	1.000%	12/20/2026	300	3	(4)	0	0
CDX.IG-38 Index	1.000%	06/20/2027	1,000	14	6	0	0
CDX.IG-39 Index	1.000%	12/20/2027	400	7	2	0	0
CDX.IG-40 Index	1.000%	06/20/2028	2,600	52	14	0	(1)
CDX.IG-41 Index	1.000%	12/20/2028	2,500	54	15	0	(1)
CDX.IG-43 Index	1.000%	12/20/2029	1,200	27	1	0	0
CDX.IG-44 Index	1.000%	06/20/2030	138,700	3,215	413	0	(39)
CDX.IG-45 Index	1.000%	12/20/2030	213,800	4,956	119	0	(67)
				$ 29,544	$ 7,925	$ 32	$ (335)

INTEREST RATE SWAPS

変動金利の支払/受取	変動金利インデックス	固定金利	満期日	想定元本	市場価格	未実現評価（損）益	変動証拠金 資産	変動証拠金 負債
Pay	3-Month FRA New Zealand Bank Bill	4.750%	06/19/2029	NZD 69,400	$ 3,161	$ 2,753	$ 11	$ 0
Pay	3-Month ZAR-SAJIBOR	8.410%	07/31/2028	ZAR 37,200	96	96	0	(3)
Pay	3-Month ZAR-SAJIBOR	8.415%	07/31/2028	29,700	77	77	0	(2)
Pay	3-Month ZAR-SAJIBOR	8.420%	07/31/2028	111,200	288	288	0	(8)
Pay	3-Month ZAR-SAJIBOR	8.428%	07/31/2028	74,100	193	193	0	(5)
Pay	3-Month ZAR-SAJIBOR	8.426%	08/01/2028	44,900	116	116	0	(3)
Pay	3-Month ZAR-SAJIBOR	8.460%	08/01/2028	75,900	201	201	0	(5)
Pay	3-Month ZAR-SAJIBOR	8.460%	08/02/2028	76,900	203	203	0	(5)
Pay	3-Month ZAR-SAJIBOR	8.464%	08/02/2028	77,100	204	204	0	(5)
Pay	3-Month ZAR-SAJIBOR	8.550%	08/03/2028	82,900	230	230	0	(6)
Pay	3-Month ZAR-SAJIBOR	8.380%	08/04/2028	39,800	101	101	0	(3)
Pay	3-Month ZAR-SAJIBOR	8.410%	08/04/2028	96,000	247	247	0	(7)
Pay	3-Month ZAR-SAJIBOR	8.415%	08/04/2028	39,800	103	103	0	(3)

INTEREST RATE SWAPS (Cont.)

変動金利の支払/受取	変動金利インデックス	固定金利	満期日	想定元本		市場価格	未実現評価（損）益	変動証拠金 資産	変動証拠金 負債
Pay	3-Month ZAR-SAJIBOR	8.421%	08/04/2028	ZAR	40,700	$ 105	$ 105	$ 0	$ (3)
Pay	3-Month ZAR-SAJIBOR	8.543%	08/04/2028		40,600	112	112	0	(3)
Pay	3-Month ZAR-SAJIBOR	8.360%	08/07/2028		76,600	206	206	0	(5)
Pay	3-Month ZAR-SAJIBOR	8.400%	08/07/2028		76,600	211	211	0	(5)
Pay	3-Month ZAR-SAJIBOR	8.410%	08/07/2028		22,600	63	63	0	(2)
Pay	3-Month ZAR-SAJIBOR	8.000%	01/03/2031		37,500	101	101	0	(6)
Pay	3-Month ZAR-SAJIBOR	8.001%	01/06/2031		37,500	102	102	0	(6)
Pay	3-Month ZAR-SAJIBOR	8.010%	01/07/2031		36,500	100	100	0	(6)
Pay	3-Month ZAR-SAJIBOR	8.030%	01/07/2031		36,500	102	102	0	(6)
Pay	3-Month ZAR-SAJIBOR	8.053%	01/07/2031		36,500	104	104	0	(6)
Pay	3-Month ZAR-SAJIBOR	8.058%	01/07/2031		36,500	104	104	0	(6)
Pay	3-Month ZAR-SAJIBOR	8.063%	01/08/2031		111,400	319	319	0	(18)
Pay	3-Month ZAR-SAJIBOR	8.080%	01/08/2031		51,900	151	151	0	(8)
Pay	3-Month ZAR-SAJIBOR	8.203%	01/10/2031		186,200	599	599	0	(30)
Pay	6-Month Australian Bank Bill	2.750%	06/17/2026	AUD	3,870	(27)	(307)	0	0
Pay	6-Month Australian Bank Bill	3.000%	03/21/2027		313,890	(2,064)	(30,388)	106	0
Pay	6-Month Australian Bank Bill	4.000%	09/18/2029		243,600	967	(1,540)	0	(86)
Pay	6-Month Australian Bank Bill	4.000%	09/17/2030		61,300	157	(469)	0	(43)
Pay	6-Month Australian Bank Bill	4.500%	03/20/2034		94,500	1,372	1,725	0	(223)
Pay	6-Month Australian Bank Bill	4.500%	09/18/2034		31,400	424	10	0	(80)
Pay	6-Month Australian Bank Bill	4.500%	06/18/2035		360,900	4,466	(641)	0	(1,076)
Receive	6-Month EURIBOR	(0.329%)	12/30/2025	EUR	2,300	36	36	0	0
Receive	6-Month EURIBOR	(0.294%)	06/30/2026		1,100	30	30	0	0
Pay	6-Month EURIBOR	1.000%	05/13/2027		56,700	(1,447)	(1,447)	0	(9)
Pay	6-Month EURIBOR	3.370%	10/09/2028		21,800	860	860	0	(6)
Pay	6-Month EURIBOR	3.450%	10/20/2028		20,300	852	852	0	(5)
Receive	6-Month EURIBOR	3.270%	11/08/2028		20,700	(1,255)	(1,255)	7	0
Receive	6-Month EURIBOR	3.255%	11/22/2028		9,600	(576)	(576)	3	0
Receive	6-Month EURIBOR	3.179%	11/29/2028		10,200	(580)	(580)	4	0
Receive	6-Month EURIBOR	2.920%	12/13/2028		22,800	(1,033)	(1,033)	8	0
Receive	6-Month EURIBOR	2.880%	12/19/2028		18,800	(814)	(814)	6	0
Receive	6-Month EURIBOR	2.950%	12/29/2028		12,000	(559)	(559)	4	0
Receive	6-Month EURIBOR	2.760%	01/03/2029		13,100	(496)	(496)	4	0
Pay	6-Month EURIBOR	2.770%	04/16/2029		17,500	649	649	0	(5)
Pay	6-Month EURIBOR	2.860%	04/24/2029		26,000	1,066	1,066	0	(8)
Pay	6-Month EURIBOR	2.780%	05/02/2029		17,500	654	654	0	(6)
Pay	6-Month EURIBOR	2.827%	05/06/2029		35,200	937	937	0	(14)
Pay	6-Month EURIBOR	2.950%	06/12/2029		13,400	432	432	0	(5)
Receive	6-Month EURIBOR	2.818%	06/26/2029		16,900	(443)	(443)	6	0
Receive	6-Month EURIBOR	2.700%	08/13/2029		25,000	(504)	(504)	9	0
Receive	6-Month EURIBOR	2.650%	08/14/2029		13,800	(247)	(247)	5	0
Receive	6-Month EURIBOR	2.300%	09/25/2029		36,700	(72)	(72)	13	0
Receive	6-Month EURIBOR	2.360%	10/07/2029		37,200	(166)	(166)	13	0
Receive	6-Month EURIBOR	2.280%	03/04/2030		20,800	(272)	(272)	9	0
Receive	6-Month EURIBOR	(0.150%)	03/18/2030		123,000	14,869	11,308	47	0
Receive	6-Month EURIBOR	2.400%	04/09/2030		17,800	(338)	(338)	8	0
Receive	6-Month EURIBOR	2.350%	04/29/2030		28,700	(455)	(455)	12	0
Receive	6-Month EURIBOR	0.150%	06/17/2030		26,800	3,146	3,165	12	0
Pay[6]	6-Month EURIBOR	2.500%	03/18/2031		651,500	4,311	970	0	(428)
Pay	6-Month EURIBOR	2.000%	09/21/2032		194,130	(6,569)	(9,382)	0	(201)
Pay	6-Month EURIBOR	2.547%	03/09/2033		46,800	935	935	0	(56)
Pay	6-Month EURIBOR	3.270%	08/21/2033		12,000	771	771	0	(17)
Receive	6-Month EURIBOR	3.250%	11/06/2033		12,700	(1,078)	(1,078)	20	0
Receive	6-Month EURIBOR	3.148%	11/20/2033		12,300	(919)	(919)	19	0
Receive	6-Month EURIBOR	3.280%	11/22/2033		6,200	(542)	(542)	10	0
Receive	6-Month EURIBOR	3.305%	11/27/2033		12,700	(1,140)	(1,140)	20	0
Receive	6-Month EURIBOR	3.128%	12/04/2033		7,500	(548)	(548)	12	0
Receive	6-Month EURIBOR	3.063%	12/06/2033		10,100	(675)	(675)	16	0
Receive	6-Month EURIBOR	2.990%	12/08/2033		13,400	(802)	(802)	21	0
Receive	6-Month EURIBOR	2.970%	12/15/2033		16,300	(941)	(941)	25	0
Receive	6-Month EURIBOR	2.890%	12/22/2033		15,000	(749)	(749)	23	0
Receive	6-Month EURIBOR	2.910%	12/29/2033		10,000	(519)	(519)	15	0
Receive	6-Month EURIBOR	2.650%	01/08/2034		16,200	(434)	(434)	25	0
Pay	6-Month EURIBOR	2.760%	03/04/2034		11,600	414	414	0	(18)
Pay	6-Month EURIBOR	2.750%	03/05/2034		11,900	412	412	0	(19)
Receive	6-Month EURIBOR	2.670%	04/03/2034		7,200	(188)	(188)	11	0

INTEREST RATE SWAPS (Cont.)

変動金利の支払/受取	変動金利インデックス	固定金利	満期日	想定元本	市場価格	未実現評価（損）益	変動証拠金 資産	変動証拠金 負債
Pay	6-Month EURIBOR	2.770%	04/29/2034	EUR 11,300	$ 392	$ 392	$ 0	$ (18)
Receive	6-Month EURIBOR	2.710%	08/06/2034	29,200	(409)	(409)	50	0
Receive	6-Month EURIBOR	2.680%	08/07/2034	22,000	(246)	(246)	38	0
Receive	6-Month EURIBOR	2.580%	08/29/2034	25,500	(34)	(34)	44	0
Receive	6-Month EURIBOR	2.390%	10/01/2034	25,300	446	446	43	0
Pay	6-Month EURIBOR	2.410%	11/05/2034	21,700	(36)	(36)	0	(40)
Pay	6-Month EURIBOR	2.380%	12/31/2034	14,500	(78)	(78)	0	(27)
Pay	6-Month EURIBOR	2.220%	01/08/2035	12,700	(285)	(285)	0	(23)
Receive	6-Month EURIBOR	2.400%	02/12/2035	17,800	89	89	33	0
Pay	6-Month EURIBOR	2.420%	03/07/2035	10,200	(33)	(33)	0	(19)
Pay	6-Month EURIBOR	2.460%	03/13/2035	17,700	13	13	0	(33)
Pay	6-Month EURIBOR	2.610%	03/24/2035	25,800	409	409	0	(49)
Pay	6-Month EURIBOR	2.520%	03/27/2035	10,200	67	67	0	(19)
Pay	6-Month EURIBOR	2.460%	04/01/2035	10,700	(1)	(1)	0	(20)
Receive	6-Month EURIBOR	2.510%	04/09/2035	10,300	(50)	(50)	20	0
Receive	6-Month EURIBOR	2.520%	04/09/2035	10,600	(62)	(62)	20	0
Receive	6-Month EURIBOR	2.550%	04/16/2035	22,300	(196)	(196)	43	0
Receive	6-Month EURIBOR	2.450%	05/05/2035	21,500	319	319	43	0
Receive[6]	6-Month EURIBOR	2.750%	03/18/2036	170,300	(1,155)	(1,404)	391	0
Receive	6-Month EURIBOR	0.250%	03/18/2050	37,600	20,494	17,482	262	0
Receive[6]	6-Month EURIBOR	0.830%	12/09/2052	186,200	24,272	23,170	680	0
Receive[6]	6-Month EURIBOR	3.000%	03/18/2056	152,700	(3,148)	(1,702)	1,848	0
Pay	Bank of Japan Uncollateralized Overnight Call Rate	0.176%	04/27/2027	¥ 3,890,000	(284)	(284)	6	0
Receive	Bank of Japan Uncollateralized Overnight Call Rate	(0.020%)	09/20/2028	67,650,000	13,904	12,318	0	(132)
Receive	Bank of Japan Uncollateralized Overnight Call Rate	0.000%	03/15/2029	75,360,000	18,368	17,624	0	(108)
Receive	Bank of Japan Uncollateralized Overnight Call Rate	0.700%	09/18/2029	22,520,000	2,157	1,865	0	(19)
Receive	Bank of Japan Uncollateralized Overnight Call Rate	0.400%	06/15/2032	3,814,400	1,367	1,378	8	0
Receive	Bank of Japan Uncollateralized Overnight Call Rate	1.000%	09/18/2034	11,590,000	2,525	1,865	49	0
Receive	Bank of Japan Uncollateralized Overnight Call Rate	1.250%	06/18/2035	2,734,000	284	851	14	0
Receive	Bank of Japan Uncollateralized Overnight Call Rate	0.500%	03/15/2042	1,855,000	2,478	1,888	14	0
Receive	Bank of Japan Uncollateralized Overnight Call Rate	0.711%	04/27/2042	945,000	1,083	1,083	7	0
Pay	BRL-CDI-Compounded	9.874%	01/02/2026	BRL 76,500	(833)	(833)	0	0
Pay	BRL-CDI-Compounded	9.899%	01/02/2026	38,600	(416)	(416)	0	0
Pay	BRL-CDI-Compounded	9.939%	01/02/2026	58,200	(615)	(615)	0	0
Pay	BRL-CDI-Compounded	10.052%	01/02/2026	145,800	(1,482)	(1,482)	0	0
Pay	BRL-CDI-Compounded	10.085%	01/02/2026	144,700	(1,454)	(1,454)	0	0
Pay	BRL-CDI-Compounded	10.105%	01/02/2026	143,400	(1,436)	(1,436)	0	0
Pay	BRL-CDI-Compounded	9.998%	01/04/2027	107,700	(1,600)	(1,600)	13	0
Pay	BRL-CDI-Compounded	10.037%	01/04/2027	26,000	(380)	(380)	3	0
Pay	BRL-CDI-Compounded	10.041%	01/04/2027	118,400	(1,736)	(1,736)	14	0
Pay	BRL-CDI-Compounded	10.072%	01/04/2027	54,290	(674)	(674)	6	0
Pay	BRL-CDI-Compounded	10.090%	01/04/2027	223,400	(3,225)	(3,225)	27	0
Pay	BRL-CDI-Compounded	10.098%	01/04/2027	164,150	(2,019)	(2,019)	20	0
Pay	BRL-CDI-Compounded	10.138%	01/04/2027	55,600	(789)	(789)	7	0
Pay	BRL-CDI-Compounded	10.165%	01/04/2027	83,240	(999)	(999)	10	0
Pay	BRL-CDI-Compounded	10.170%	01/04/2027	138,900	(1,664)	(1,664)	16	0
Pay	BRL-CDI-Compounded	10.182%	01/04/2027	166,560	(1,985)	(1,985)	20	0
Pay	BRL-CDI-Compounded	10.183%	01/04/2027	82,940	(988)	(988)	10	0
Pay	BRL-CDI-Compounded	10.203%	01/04/2027	194,390	(2,301)	(2,301)	23	0
Pay	BRL-CDI-Compounded	10.210%	01/04/2027	28,000	(330)	(330)	3	0
Pay	BRL-CDI-Compounded	10.256%	01/04/2027	194,220	(2,254)	(2,254)	23	0
Pay	BRL-CDI-Compounded	10.328%	01/04/2027	145,470	(1,643)	(1,643)	17	0
Pay	BRL-CDI-Compounded	11.250%	01/04/2027	5,300	(67)	(67)	1	0
Pay	BRL-CDI-Compounded	11.275%	01/04/2027	2,700	(33)	(33)	0	0
Pay	BRL-CDI-Compounded	11.290%	01/04/2027	2,700	(33)	(33)	0	0
Pay	BRL-CDI-Compounded	11.731%	01/04/2027	1,400	(13)	(13)	0	0
Pay	BRL-CDI-Compounded	11.746%	01/04/2027	5,900	(53)	(53)	1	0

INTEREST RATE SWAPS (Cont.)

変動金利の支払/受取	変動金利インデックス	固定金利	満期日	想定元本	市場価格	未実現評価（損）益	変動証拠金 資産	変動証拠金 負債
Pay	BRL-CDI-Compounded	11.901%	01/04/2027	BRL 14,100	$ (110)	$ (110)	$ 2	$ 0
Pay	BRL-CDI-Compounded	13.927%	01/04/2027	226,100	(111)	(122)	27	0
Pay	BRL-CDI-Compounded	14.009%	01/04/2027	160,900	(46)	(46)	19	0
Pay	BRL-CDI-Compounded	13.291%	01/02/2029	148,200	29	38	67	0
Pay	BRL-CDI-Compounded	13.354%	01/02/2029	295,500	139	116	134	0
Pay	Canadian Overnight Repo Rate Average	3.750%	12/20/2025	CAD 160,300	675	3,400	1	0
Pay	IBMEXID1	9.020%	12/17/2029	MXN 77,400	274	274	0	(1)
Pay	IBMEXID1	8.990%	12/18/2029	57,400	200	200	0	(1)
Pay	IBMEXID1	9.135%	12/27/2029	111,300	425	425	0	(1)
Pay	IBMEXID1	9.150%	12/31/2029	101,900	392	392	0	(1)
Pay	IBMEXID1	9.108%	03/13/2030	293,600	1,127	1,127	0	(3)
Receive	Secured Overnight Financing Rate	1.600%	01/16/2026	$ 167,700	4,599	2,465	1	0
Receive	Secured Overnight Financing Rate	2.300%	01/17/2026	120,700	2,474	2,448	1	0
Receive	Secured Overnight Financing Rate	0.928%	05/06/2026	25,800	583	583	2	0
Receive	Secured Overnight Financing Rate	0.940%	06/08/2026	35,000	758	758	3	0
Receive	Secured Overnight Financing Rate	0.500%	06/16/2026	251,400	6,476	2,626	18	0
Receive	Secured Overnight Financing Rate	1.030%	06/17/2026	43,000	882	882	4	0
Receive	Secured Overnight Financing Rate	1.010%	06/24/2026	39,800	817	817	4	0
Receive	Secured Overnight Financing Rate	2.590%	07/23/2026	77,400	1,024	1,024	7	0
Receive	Secured Overnight Financing Rate	2.243%	08/07/2026	52,000	843	843	4	0
Receive	Secured Overnight Financing Rate	1.250%	12/15/2026	3,300	98	169	0	0
Receive	Secured Overnight Financing Rate	1.740%	12/16/2026	15,800	356	356	1	0
Pay	Secured Overnight Financing Rate	1.380%	01/04/2027	37,200	(1,015)	(1,015)	0	(3)
Pay	Secured Overnight Financing Rate	1.570%	01/11/2027	21,300	(517)	(517)	0	(2)
Pay	Secured Overnight Financing Rate	1.570%	01/12/2027	13,400	(325)	769	0	(1)
Pay	Secured Overnight Financing Rate	1.425%	01/18/2027	25,400	(665)	1,548	0	(3)
Pay	Secured Overnight Financing Rate	1.443%	01/18/2027	27,300	(708)	(708)	0	(2)
Receive	Secured Overnight Financing Rate	1.350%	01/20/2027	19,000	517	517	2	0
Pay	Secured Overnight Financing Rate	1.418%	01/20/2027	12,700	(333)	(333)	0	(1)
Pay	Secured Overnight Financing Rate	1.550%	01/20/2027	84,500	(2,049)	(1,757)	0	(9)
Receive	Secured Overnight Financing Rate	1.560%	02/05/2027	28,000	987	987	2	0
Pay	Secured Overnight Financing Rate	1.580%	02/16/2027	26,400	(911)	1,267	0	(2)
Receive	Secured Overnight Financing Rate	1.450%	02/17/2027	62,000	2,257	2,257	6	0
Pay	Secured Overnight Financing Rate	1.700%	02/17/2027	248,100	(8,124)	(7,191)	0	(23)
Receive	Secured Overnight Financing Rate	1.420%	02/24/2027	46,300	1,693	1,693	4	0
Pay	Secured Overnight Financing Rate	1.650%	02/24/2027	154,200	(5,120)	(4,563)	0	(14)
Pay	Secured Overnight Financing Rate	1.620%	04/18/2027	26,900	(1,112)	(1,112)	0	(2)
Pay	Secured Overnight Financing Rate	1.783%	04/22/2027	20,100	(767)	(767)	0	(1)
Pay	Secured Overnight Financing Rate	1.788%	05/03/2027	20,600	(772)	(772)	0	(1)
Pay	Secured Overnight Financing Rate	1.000%	06/15/2027	51,050	(2,619)	(1,769)	0	(4)
Receive	Secured Overnight Financing Rate	1.000%	06/15/2027	68,850	3,533	1,238	4	0
Pay	Secured Overnight Financing Rate	2.850%	08/30/2027	24,600	(310)	(310)	0	(2)
Pay	Secured Overnight Financing Rate	3.050%	09/07/2027	12,500	(105)	(105)	0	(1)
Pay	Secured Overnight Financing Rate	2.955%	10/04/2027	25,100	(233)	(233)	0	(1)
Receive	Secured Overnight Financing Rate	3.750%	12/13/2027	25,200	(37)	(37)	1	0
Pay	Secured Overnight Financing Rate	2.500%	12/20/2027	259,700	(5,170)	(21,613)	0	(15)
Pay	Secured Overnight Financing Rate	2.490%	01/09/2028	190,500	(3,756)	6,407	0	(11)
Pay	Secured Overnight Financing Rate	3.800%	03/10/2028	38,100	224	224	0	(2)
Pay	Secured Overnight Financing Rate	1.280%	03/24/2028	73,200	(4,201)	(4,201)	0	(4)
Receive	Secured Overnight Financing Rate	1.235%	05/12/2028	13,100	816	816	1	0
Pay	Secured Overnight Financing Rate	0.500%	06/16/2028	366,282	(30,045)	25,716	0	(15)
Receive	Secured Overnight Financing Rate	3.250%	06/21/2028	131,000	881	2,445	13	0
Pay	Secured Overnight Financing Rate	2.700%	07/21/2028	14,100	(305)	(305)	0	(1)
Pay	Secured Overnight Financing Rate	2.675%	07/24/2028	14,400	(320)	(320)	0	(2)
Pay	Secured Overnight Financing Rate	2.468%	07/27/2028	14,200	(399)	(399)	0	(1)
Pay	Secured Overnight Financing Rate	3.800%	09/05/2028	67,400	765	765	0	(9)
Receive	Secured Overnight Financing Rate	3.510%	11/30/2028	10,070	38	38	2	0
Receive	Secured Overnight Financing Rate	3.515%	11/30/2028	15,210	55	55	3	0
Pay	Secured Overnight Financing Rate	1.500%	12/15/2028	29,662	(1,866)	(2,535)	0	(2)
Receive	Secured Overnight Financing Rate	1.500%	01/12/2029	14,850	924	924	1	0
Pay	Secured Overnight Financing Rate	1.700%	01/12/2029	54,000	(3,002)	2,459	0	(4)
Pay	Secured Overnight Financing Rate	1.518%	01/20/2029	7,600	(467)	(467)	0	(1)
Pay	Secured Overnight Financing Rate	1.630%	01/20/2029	10,600	(612)	(612)	0	(1)
Pay	Secured Overnight Financing Rate	1.630%	01/26/2029	12,700	(730)	(730)	0	(1)
Pay	Secured Overnight Financing Rate	1.618%	02/09/2029	4,800	(355)	(355)	0	(1)

INTEREST RATE SWAPS (Cont.)

変動金利の支払/受取	変動金利インデックス	固定金利	満期日	想定元本	市場価格	未実現評価（損）益	変動証拠金 資産	変動証拠金 負債
Pay	Secured Overnight Financing Rate	3.940%	02/22/2029	$ 50,500	$ 770	$ 770	$ 0	$ (11)
Pay	Secured Overnight Financing Rate	3.970%	02/27/2029	17,100	282	282	0	(4)
Receive	Secured Overnight Financing Rate	3.300%	02/28/2029	43,830	391	449	5	0
Receive	Secured Overnight Financing Rate	4.250%	03/20/2029	22,650	(628)	100	3	0
Pay	Secured Overnight Financing Rate	1.000%	06/15/2029	6,100	(567)	(402)	0	(1)
Receive	Secured Overnight Financing Rate	1.000%	06/15/2029	97,910	9,089	4,721	24	0
Pay	Secured Overnight Financing Rate	1.750%	06/15/2029	59,920	(3,865)	(148)	0	(15)
Pay	Secured Overnight Financing Rate	3.000%	06/19/2029	275,100	(4,411)	(36,128)	0	(47)
Receive	Secured Overnight Financing Rate	3.750%	06/20/2029	88,500	(990)	614	26	0
Pay	Secured Overnight Financing Rate	3.050%	09/08/2029	12,400	(161)	(161)	0	(4)
Pay	Secured Overnight Financing Rate	3.100%	09/09/2029	12,400	(137)	(137)	0	(4)
Receive	Secured Overnight Financing Rate	3.750%	12/18/2029	177,000	(1,586)	1,451	68	0
Receive	Secured Overnight Financing Rate	1.750%	01/23/2030	14,000	991	991	5	0
Receive	Secured Overnight Financing Rate	1.870%	01/23/2030	14,000	921	921	5	0
Pay	Secured Overnight Financing Rate	3.470%	02/22/2030	39,200	(96)	(96)	0	(17)
Pay	Secured Overnight Financing Rate	3.340%	02/23/2030	32,800	(281)	(281)	0	(14)
Receive	Secured Overnight Financing Rate	1.610%	02/28/2030	14,100	1,228	1,228	6	0
Receive[6]	Secured Overnight Financing Rate	3.300%	02/28/2030	119,907	250	427	53	0
Receive[6]	Secured Overnight Financing Rate	3.325%	02/28/2030	114,714	126	823	51	0
Pay	Secured Overnight Financing Rate	3.525%	03/02/2030	14,000	4	4	0	(6)
Receive	Secured Overnight Financing Rate	1.430%	03/17/2030	31,300	2,934	2,934	12	0
Receive	Secured Overnight Financing Rate	3.000%	03/19/2030	29,080	695	(270)	12	0
Receive	Secured Overnight Financing Rate	1.250%	06/17/2030	9,500	985	790	4	0
Receive	Secured Overnight Financing Rate	3.000%	06/21/2030	339,400	7,248	7,228	166	0
Pay	Secured Overnight Financing Rate	3.500%	06/22/2030	98,200	183	183	0	(49)
Receive	Secured Overnight Financing Rate	0.678%	07/29/2030	12,400	1,597	1,597	5	0
Receive	Secured Overnight Financing Rate	0.674%	08/05/2030	12,000	1,685	1,685	5	0
Pay	Secured Overnight Financing Rate	3.800%	08/22/2030	8,900	153	153	0	(5)
Receive	Secured Overnight Financing Rate	1.000%	12/16/2030	7,588	968	915	4	0
Pay[6]	Secured Overnight Financing Rate	3.750%	12/17/2030	497,340	8,308	(2,672)	0	(319)
Receive	Secured Overnight Financing Rate	3.500%	12/20/2030	1,077,100	3,688	(5,018)	675	0
Receive	Secured Overnight Financing Rate	4.250%	03/20/2031	12,680	(506)	54	9	0
Receive	Secured Overnight Financing Rate	3.328%	04/30/2031	7,370	75	75	5	0
Receive	Secured Overnight Financing Rate	3.431%	04/30/2031	12,390	54	54	9	0
Pay	Secured Overnight Financing Rate	0.750%	06/16/2031	13,609	(2,089)	(837)	0	(9)
Receive	Secured Overnight Financing Rate	0.750%	06/16/2031	335,400	51,438	24,871	228	0
Receive	Secured Overnight Financing Rate	3.750%	06/20/2031	671,400	(9,444)	(17,428)	522	0
Receive	Secured Overnight Financing Rate	3.300%	06/30/2031	22,890	240	238	16	0
Receive	Secured Overnight Financing Rate	1.450%	07/16/2031	23,600	2,705	2,705	16	0
Receive	Secured Overnight Financing Rate	1.370%	07/19/2031	10,500	1,250	1,250	7	0
Receive	Secured Overnight Financing Rate	1.360%	07/20/2031	15,700	1,876	1,876	10	0
Receive	Secured Overnight Financing Rate	1.405%	09/07/2031	25,500	3,244	3,244	17	0
Pay	Secured Overnight Financing Rate	1.500%	10/05/2031	15,500	(1,879)	(1,879)	0	(11)
Pay	Secured Overnight Financing Rate	1.535%	10/15/2031	15,400	(1,834)	(1,834)	0	(11)
Pay	Secured Overnight Financing Rate	1.535%	10/22/2031	10,300	(1,224)	(1,224)	0	(7)
Pay	Secured Overnight Financing Rate	1.545%	10/26/2031	10,300	(1,218)	(1,218)	0	(7)
Receive	Secured Overnight Financing Rate	3.750%	12/18/2031	363,770	(3,786)	863	319	0
Pay	Secured Overnight Financing Rate	1.735%	01/12/2032	10,100	(1,100)	(1,100)	0	(8)
Pay	Secured Overnight Financing Rate	1.655%	01/24/2032	12,700	(1,440)	(1,440)	0	(10)
Pay	Secured Overnight Financing Rate	1.768%	02/02/2032	9,600	(1,132)	(1,132)	0	(8)
Pay	Secured Overnight Financing Rate	1.650%	02/08/2032	16,100	(1,968)	(1,968)	0	(13)
Pay	Secured Overnight Financing Rate	2.000%	02/18/2032	23,000	(2,396)	(2,396)	0	(18)
Pay	Secured Overnight Financing Rate	1.730%	02/24/2032	15,200	(1,776)	(1,776)	0	(13)
Pay	Secured Overnight Financing Rate	1.765%	03/16/2032	5,300	(604)	(604)	0	(5)
Pay	Secured Overnight Financing Rate	3.250%	03/19/2032	38,800	(776)	1,151	0	(33)
Receive	Secured Overnight Financing Rate	3.250%	03/19/2032	40,720	805	(460)	36	0
Receive	Secured Overnight Financing Rate	3.750%	05/15/2032	254,011	(3,821)	(3,568)	234	0
Receive	Secured Overnight Financing Rate	2.385%	06/08/2032	10,400	756	756	9	0
Pay	Secured Overnight Financing Rate	1.250%	06/15/2032	55,640	(8,020)	1,065	0	(46)
Receive	Secured Overnight Financing Rate	1.250%	06/15/2032	45,970	6,614	4,858	38	0
Pay	Secured Overnight Financing Rate	1.750%	06/15/2032	78,300	(8,809)	(4,534)	0	(66)
Receive	Secured Overnight Financing Rate	1.500%	06/21/2032	12,800	1,711	1,287	11	0
Pay	Secured Overnight Financing Rate	3.050%	09/06/2032	18,800	(546)	(546)	0	(17)
Receive	Secured Overnight Financing Rate	3.750%	09/17/2032	56,250	(830)	644	54	0
Receive	Secured Overnight Financing Rate	3.610%	12/12/2032	10,100	11	11	10	0
Receive	Secured Overnight Financing Rate	3.350%	12/14/2032	5,000	98	98	5	0

INTEREST RATE SWAPS (Cont.)

変動金利の支払/受取	変動金利インデックス	固定金利	満期日	想定元本	市場価格	未実現評価（損）益	変動証拠金 資産	変動証拠金 負債
Pay[6]	Secured Overnight Financing Rate	3.750%	12/17/2032	$ 125,510	$ 1,933	$ 25	$ 4,396	$ 0
Pay	Secured Overnight Financing Rate	3.400%	02/23/2033	31,600	(469)	(469)	0	(33)
Pay	Secured Overnight Financing Rate	3.430%	02/27/2033	21,500	(272)	(272)	0	(23)
Pay	Secured Overnight Financing Rate	3.370%	03/01/2033	20,800	(350)	(350)	0	(22)
Pay	Secured Overnight Financing Rate	3.405%	03/01/2033	20,300	(291)	(291)	0	(21)
Pay	Secured Overnight Financing Rate	3.300%	03/06/2033	20,200	(441)	(441)	0	(21)
Pay	Secured Overnight Financing Rate	3.450%	03/07/2033	38,300	(425)	(425)	0	(40)
Receive	Secured Overnight Financing Rate	3.500%	05/22/2033	911,110	5,814	(2,950)	1,013	0
Receive	Secured Overnight Financing Rate	3.700%	06/06/2033	529,370	(4,223)	69	600	0
Pay	Secured Overnight Financing Rate	3.300%	06/14/2033	77,300	(1,556)	(1,556)	0	(86)
Pay	Secured Overnight Financing Rate	3.000%	06/21/2033	230	(9)	(8)	0	0
Receive	Secured Overnight Financing Rate	3.000%	06/21/2033	366,140	15,082	13,550	406	0
Pay	Secured Overnight Financing Rate	3.500%	06/21/2033	65,300	(386)	(386)	0	(74)
Pay	Secured Overnight Financing Rate	3.650%	07/10/2033	37,000	181	181	0	(43)
Pay	Secured Overnight Financing Rate	3.750%	07/12/2033	31,800	382	382	0	(37)
Pay	Secured Overnight Financing Rate	3.730%	08/03/2033	10,600	115	115	0	(12)
Pay	Secured Overnight Financing Rate	3.735%	08/07/2033	12,100	136	136	0	(14)
Pay	Secured Overnight Financing Rate	3.760%	08/23/2033	35,500	470	470	0	(42)
Pay	Secured Overnight Financing Rate	3.800%	08/30/2033	17,800	286	286	0	(21)
Pay	Secured Overnight Financing Rate	3.900%	08/30/2033	35,900	829	829	0	(43)
Pay	Secured Overnight Financing Rate	4.030%	10/04/2033	33,900	1,103	1,103	0	(42)
Pay	Secured Overnight Financing Rate	4.175%	10/10/2033	16,300	696	696	0	(20)
Pay	Secured Overnight Financing Rate	4.150%	10/12/2033	16,300	668	668	0	(20)
Pay	Secured Overnight Financing Rate	4.200%	10/18/2033	14,000	623	623	0	(18)
Pay	Secured Overnight Financing Rate	4.220%	10/20/2033	16,400	753	753	0	(21)
Pay	Secured Overnight Financing Rate	4.230%	10/23/2033	8,800	410	410	0	(11)
Pay	Secured Overnight Financing Rate	4.255%	10/23/2033	8,800	425	425	0	(11)
Pay	Secured Overnight Financing Rate	4.393%	10/25/2033	8,200	475	475	0	(10)
Pay	Secured Overnight Financing Rate	4.450%	10/31/2033	10,200	631	631	0	(13)
Pay	Secured Overnight Financing Rate	4.435%	11/01/2033	8,600	522	522	0	(11)
Pay	Secured Overnight Financing Rate	4.450%	11/01/2033	16,900	1,046	1,046	0	(22)
Receive	Secured Overnight Financing Rate	4.250%	11/22/2033	16,800	(778)	(778)	22	0
Receive	Secured Overnight Financing Rate	4.030%	12/15/2033	16,700	(488)	(488)	21	0
Receive	Secured Overnight Financing Rate	3.950%	12/19/2033	17,600	(403)	(403)	23	0
Pay	Secured Overnight Financing Rate	3.500%	12/20/2033	35,610	(457)	1,285	0	(45)
Receive	Secured Overnight Financing Rate	3.500%	12/20/2033	131,800	1,736	(742)	155	0
Receive	Secured Overnight Financing Rate	3.842%	12/26/2033	8,900	(128)	(128)	11	0
Receive	Secured Overnight Financing Rate	3.854%	12/29/2033	16,600	(256)	(256)	21	0
Receive	Secured Overnight Financing Rate	3.750%	01/02/2034	8,300	(60)	(60)	11	0
Receive	Secured Overnight Financing Rate	3.810%	01/02/2034	8,300	(99)	(99)	11	0
Receive	Secured Overnight Financing Rate	3.684%	01/03/2034	8,300	(16)	(16)	11	0
Receive	Secured Overnight Financing Rate	3.648%	01/08/2034	16,700	15	15	21	0
Receive	Secured Overnight Financing Rate	3.670%	01/08/2034	18,000	(17)	(17)	23	0
Receive	Secured Overnight Financing Rate	3.594%	01/09/2034	16,800	85	85	21	0
Receive	Secured Overnight Financing Rate	3.600%	01/17/2034	19,400	87	87	25	0
Pay	Secured Overnight Financing Rate	3.735%	01/23/2034	8,700	55	55	0	(11)
Pay	Secured Overnight Financing Rate	3.738%	01/23/2034	5,200	34	34	0	(7)
Pay	Secured Overnight Financing Rate	3.655%	01/24/2034	9,800	(1)	(1)	0	(13)
Pay	Secured Overnight Financing Rate	3.665%	01/24/2034	17,200	12	12	0	(22)
Pay	Secured Overnight Financing Rate	3.685%	01/24/2034	17,300	40	40	0	(22)
Pay	Secured Overnight Financing Rate	3.620%	01/31/2034	9,100	(25)	(25)	0	(12)
Pay	Secured Overnight Financing Rate	3.725%	02/07/2034	8,300	47	47	0	(11)
Pay	Secured Overnight Financing Rate	3.783%	02/07/2034	7,000	72	72	0	(9)
Pay	Secured Overnight Financing Rate	3.860%	02/21/2034	33,800	558	558	0	(44)
Pay	Secured Overnight Financing Rate	3.650%	03/05/2034	18,200	1	1	0	(24)
Pay	Secured Overnight Financing Rate	3.700%	03/05/2034	9,400	38	38	0	(12)
Pay	Secured Overnight Financing Rate	3.710%	03/05/2034	18,100	87	87	0	(24)
Pay	Secured Overnight Financing Rate	3.900%	04/10/2034	16,800	339	339	0	(22)
Pay	Secured Overnight Financing Rate	3.900%	04/15/2034	8,700	176	176	0	(12)
Pay	Secured Overnight Financing Rate	3.950%	04/16/2034	18,000	434	434	0	(24)
Pay	Secured Overnight Financing Rate	4.080%	04/17/2034	16,700	574	574	0	(23)
Pay	Secured Overnight Financing Rate	4.085%	04/22/2034	16,700	581	581	0	(23)
Pay	Secured Overnight Financing Rate	4.150%	04/22/2034	40,100	1,600	1,600	0	(54)
Pay	Secured Overnight Financing Rate	4.078%	04/29/2034	17,400	597	597	0	(24)
Pay	Secured Overnight Financing Rate	4.090%	04/30/2034	17,500	617	617	0	(24)
Pay	Secured Overnight Financing Rate	4.130%	05/03/2034	16,300	627	627	0	(22)

INTEREST RATE SWAPS (Cont.)

変動金利の支払/受取	変動金利インデックス	固定金利	満期日	想定元本	市場価格	未実現評価（損）益	変動証拠金 資産	変動証拠金 負債
Receive	Secured Overnight Financing Rate	4.080%	06/05/2034	$ 18,700	$ (650)	$ (650)	$ 26	$ 0
Pay	Secured Overnight Financing Rate	3.750%	06/20/2034	74,070	667	2,745	0	(99)
Receive	Secured Overnight Financing Rate	3.994%	07/02/2034	23,900	(675)	(675)	33	0
Receive	Secured Overnight Financing Rate	4.060%	07/02/2034	16,800	(561)	(561)	23	0
Receive	Secured Overnight Financing Rate	3.880%	07/10/2034	77,800	(1,512)	(1,512)	107	0
Receive	Secured Overnight Financing Rate	3.850%	08/05/2034	29,500	(511)	(511)	41	0
Receive	Secured Overnight Financing Rate	3.715%	08/07/2034	34,430	(237)	(184)	47	0
Receive	Secured Overnight Financing Rate	3.555%	08/28/2034	40,200	213	213	55	0
Receive	Secured Overnight Financing Rate	3.565%	08/28/2034	20,900	95	95	29	0
Receive	Secured Overnight Financing Rate	3.599%	08/28/2034	40,200	76	76	55	0
Receive	Secured Overnight Financing Rate	3.605%	08/28/2034	16,100	23	23	22	0
Receive	Secured Overnight Financing Rate	3.611%	08/28/2034	80,400	78	78	111	0
Receive	Secured Overnight Financing Rate	3.643%	08/28/2034	40,200	(61)	(61)	56	0
Receive	Secured Overnight Financing Rate	3.514%	09/04/2034	15,800	133	133	22	0
Receive	Secured Overnight Financing Rate	3.525%	09/04/2034	19,400	147	147	27	0
Receive	Secured Overnight Financing Rate	3.410%	09/05/2034	17,800	293	293	24	0
Receive	Secured Overnight Financing Rate	3.240%	09/16/2034	8,900	262	262	12	0
Receive	Secured Overnight Financing Rate	3.278%	09/16/2034	35,400	941	941	48	0
Pay	Secured Overnight Financing Rate	3.385%	10/17/2034	19,000	(341)	(341)	0	(26)
Pay	Secured Overnight Financing Rate	3.395%	10/17/2034	40,700	(700)	(700)	0	(57)
Pay	Secured Overnight Financing Rate	3.400%	10/17/2034	16,400	(276)	(276)	0	(23)
Pay	Secured Overnight Financing Rate	3.446%	10/23/2034	20,000	(264)	(264)	0	(28)
Pay	Secured Overnight Financing Rate	3.495%	10/30/2034	31,000	(290)	(290)	0	(44)
Pay	Secured Overnight Financing Rate	3.866%	11/14/2034	41,700	563	563	0	(60)
Pay	Secured Overnight Financing Rate	3.865%	11/20/2034	30,200	408	408	0	(43)
Pay	Secured Overnight Financing Rate	3.750%	12/18/2034	1,560	6	1	0	(2)
Pay	Secured Overnight Financing Rate	4.015%	12/30/2034	28,400	770	770	0	(42)
Pay	Secured Overnight Financing Rate	3.933%	01/06/2035	35,500	713	713	0	(52)
Pay	Secured Overnight Financing Rate	3.840%	01/08/2035	18,900	228	228	0	(28)
Pay	Secured Overnight Financing Rate	3.850%	01/08/2035	8,400	109	109	0	(12)
Pay	Secured Overnight Financing Rate	3.896%	01/08/2035	35,500	600	600	0	(52)
Pay	Secured Overnight Financing Rate	3.900%	01/08/2035	16,600	286	286	0	(24)
Pay	Secured Overnight Financing Rate	3.970%	01/15/2035	16,000	374	374	0	(24)
Pay	Secured Overnight Financing Rate	4.071%	01/15/2035	26,900	863	863	0	(40)
Pay	Secured Overnight Financing Rate	4.100%	01/21/2035	13,800	478	478	0	(21)
Pay	Secured Overnight Financing Rate	4.090%	01/22/2035	37,300	1,260	1,260	0	(56)
Receive	Secured Overnight Financing Rate	4.000%	02/26/2035	21,200	(557)	(557)	32	0
Receive	Secured Overnight Financing Rate	3.890%	03/03/2035	21,200	(357)	(357)	32	0
Receive	Secured Overnight Financing Rate	3.908%	03/04/2035	16,700	(306)	(306)	25	0
Receive	Secured Overnight Financing Rate	3.870%	03/05/2035	8,800	(133)	(133)	13	0
Receive	Secured Overnight Financing Rate	3.874%	03/05/2035	17,700	(274)	(274)	27	0
Receive	Secured Overnight Financing Rate	3.905%	03/12/2035	40,500	(737)	(737)	61	0
Receive	Secured Overnight Financing Rate	3.930%	03/24/2035	85,600	(1,748)	(1,748)	131	0
Receive	Secured Overnight Financing Rate	3.884%	03/25/2035	20,500	(338)	(338)	31	0
Pay	Secured Overnight Financing Rate	3.750%	05/07/2035	33,500	181	181	0	(52)
Receive	Secured Overnight Financing Rate	3.551%	09/17/2035	16,900	172	172	27	0
Receive	Secured Overnight Financing Rate	3.750%	09/17/2035	3,800	(24)	8	6	0
Receive[6]	Secured Overnight Financing Rate	3.750%	12/17/2035	5,560	(36)	49	10	0
Receive	Secured Overnight Financing Rate	2.500%	06/20/2048	7,900	2,066	3,161	29	0
Receive	Secured Overnight Financing Rate	1.910%	10/17/2049	11,400	4,191	4,196	38	0
Receive	Secured Overnight Financing Rate	1.895%	10/18/2049	11,400	4,216	4,181	38	0
Receive	Secured Overnight Financing Rate	3.368%	11/15/2049	3,710	398	398	15	0
Receive	Secured Overnight Financing Rate	3.464%	11/15/2049	4,900	448	448	20	0
Receive	Secured Overnight Financing Rate	3.527%	11/15/2049	2,030	164	164	8	0
Receive	Secured Overnight Financing Rate	2.000%	01/15/2050	8,800	3,087	3,281	30	0
Receive	Secured Overnight Financing Rate	1.625%	01/16/2050	22,500	9,233	2,248	73	0
Receive	Secured Overnight Financing Rate	1.750%	01/22/2050	47,500	18,532	16,775	157	0
Receive	Secured Overnight Financing Rate	1.625%	02/03/2050	42,500	17,891	15,067	138	0
Receive	Secured Overnight Financing Rate	1.875%	02/07/2050	2,700	1,029	1,009	9	0
Receive	Secured Overnight Financing Rate	1.500%	06/17/2050	1,200	524	646	4	0
Pay	Secured Overnight Financing Rate	1.215%	10/13/2050	14,900	(7,249)	(7,249)	0	(46)
Pay	Secured Overnight Financing Rate	1.144%	11/04/2050	9,000	(4,521)	(4,521)	0	(28)
Receive	Secured Overnight Financing Rate	1.250%	12/16/2050	128,700	62,037	48,859	405	0
Pay	Secured Overnight Financing Rate	1.485%	01/13/2051	13,900	(6,147)	(6,147)	0	(45)
Pay	Secured Overnight Financing Rate	1.595%	01/13/2051	14,700	(6,238)	(6,238)	0	(49)
Pay	Secured Overnight Financing Rate	1.523%	01/19/2051	8,900	(3,878)	(3,878)	0	(29)

INTEREST RATE SWAPS (Cont.)

変動金利の支払/受取	変動金利インデックス	固定金利	満期日	想定元本	市場価格	未実現評価（損）益	変動証拠金 資産	変動証拠金 負債
Pay	Secured Overnight Financing Rate	1.550%	01/21/2051	$ 10,400	$ (4,485)	$ (4,485)	$ 0	$ (34)
Pay	Secured Overnight Financing Rate	1.590%	02/09/2051	98,800	(43,003)	(43,003)	0	(327)
Receive	Secured Overnight Financing Rate	1.250%	06/16/2051	386,100	187,712	122,255	1,294	0
Receive	Secured Overnight Financing Rate	1.945%	06/23/2051	22,200	8,262	8,262	78	0
Receive	Secured Overnight Financing Rate	1.785%	08/12/2051	13,100	5,338	5,338	45	0
Pay	Secured Overnight Financing Rate	1.815%	01/24/2052	2,500	(989)	(989)	0	(9)
Pay	Secured Overnight Financing Rate	1.867%	01/26/2052	2,500	(968)	(968)	0	(9)
Receive	Secured Overnight Financing Rate	1.750%	06/15/2052	96,100	36,263	27,203	366	0
Pay	Secured Overnight Financing Rate	3.080%	02/23/2053	11,200	(1,771)	(1,771)	0	(51)
Pay	Secured Overnight Financing Rate	3.370%	07/12/2053	22,400	(2,323)	(2,323)	0	(107)
Pay	Secured Overnight Financing Rate	2.550%	07/21/2053	3,600	(880)	(880)	0	(16)
Pay	Secured Overnight Financing Rate	2.537%	07/24/2053	3,600	(887)	(887)	0	(16)
Pay	Secured Overnight Financing Rate	3.830%	10/12/2053	5,100	(118)	(118)	0	(26)
Pay	Secured Overnight Financing Rate	3.880%	10/16/2053	5,100	(74)	(74)	0	(26)
Pay	Secured Overnight Financing Rate	3.870%	10/17/2053	5,500	(89)	(89)	0	(28)
Receive	Secured Overnight Financing Rate	3.300%	11/15/2053	7,960	987	1,031	37	0
Receive[6]	Secured Overnight Financing Rate	3.925%	11/15/2053	84,300	603	1,267	414	0
Pay	Secured Overnight Financing Rate	3.555%	03/05/2054	7,400	(556)	(556)	0	(37)
Receive	Secured Overnight Financing Rate	3.500%	09/17/2055	55,800	4,449	(1,102)	284	0
Pay	Sterling Overnight Interbank Average Rate	3.750%	09/17/2030	GBP 1,111,400	8,594	14,604	0	(789)
Receive	Sterling Overnight Interbank Average Rate	3.700%	03/28/2034	7,300	114	113	10	0
Receive	Sterling Overnight Interbank Average Rate	4.000%	09/17/2035	67,300	(590)	(2,005)	93	0
Receive	Sterling Overnight Interbank Average Rate	4.500%	09/17/2055	3,720	(91)	(267)	10	0
Receive	UK Retail Price Index	0.000%	09/15/2031	34,900	(3,967)	(3,788)	0	(72)
Receive	UK Retail Price Index	0.000%	10/15/2031	46,300	(4,306)	(4,246)	0	(99)
Receive	UK Retail Price Index	0.000%	11/15/2031	23,300	(1,709)	(1,457)	0	(50)
					$ 386,124	$ 225,742	$ 18,868	$ (7,797)
Total Swap Agreements					**$ 417,172**	**$ 235,168**	**$ 18,900**	**$ (8,143)**

FINANCIAL DERIVATIVE INSTRUMENTS: EXCHANGE-TRADED OR CENTRALLY CLEARED SUMMARY

The following is a summary of the market value and variation margin of Exchange-Traded or Centrally Cleared Financial Derivative Instruments as of October 31, 2025:

(p) Securities with an aggregate market value of $305,062 and cash of $12,290 have been pledged as collateral for exchange-traded and centrally cleared financial derivative instruments as of October 31, 2025. See Note 8, Master Netting Arrangements, in the Notes to Financial Statements for more information regarding master netting arrangements.

	金融派生商品資産				金融派生商品負債			
	市場価格	変動証拠金資産			市場価格	変動証拠金負債		
	買いオプション	先物	スワップ	合計	売りオプション	先物	スワップ	合計
Total Exchange-Traded or Centrally Cleared	**$ 0**	**$ 748**	**$ 18,900**	**$ 19,648**	**$ 0**	**$ (2,554)**	**$ (8,143)**	**$ (10,697)**

[1] If the Fund is a buyer of protection and a credit event occurs, as defined under the terms of that particular swap agreement, the Fund will either (i) receive from the seller of protection an amount equal to the notional amount of the swap and deliver the referenced obligation or underlying securities comprising the referenced index or (ii) receive a net settlement amount in the form of cash or securities equal to the notional amount of the swap less the recovery value of the referenced obligation or underlying securities comprising the referenced index.

[2] If the Fund is a seller of protection and a credit event occurs, as defined under the terms of that particular swap agreement, the Fund will either (i) pay to the buyer of protection an amount equal to the notional amount of the swap and take delivery of the referenced obligation or underlying securities comprising the referenced index or (ii) pay a net settlement amount in the form of cash or securities equal to the notional amount of the swap less the recovery value of the referenced obligation or underlying securities comprising the referenced index.

[3] Implied credit spreads, represented in absolute terms, utilized in determining the market value of credit default swap agreements on corporate issues, U.S. Municipal issues or sovereign issues as of period end serve as indicators of the current status of the payment/performance risk and represent the likelihood or risk of default for the credit derivative. The implied credit spread of a particular referenced entity reflects the cost of buying/selling protection and may include upfront payments required to be made to enter into the agreement. Wider credit spreads represent a deterioration of the referenced entity's credit soundness and a greater likelihood or risk of default or other credit event occurring as defined under the terms of the agreement.

[4] The maximum potential amount the Fund could be required to pay as a seller of credit protection or receive as a buyer of credit protection if a credit event occurs as defined under the terms of that particular swap agreement.

[5] The prices and resulting values for credit default swap agreements serve as indicators of the current status of the payment/performance risk and represent the likelihood of an expected liability (or profit) for the credit derivative should the notional amount of the swap agreement be closed/sold as of the period end. Increasing market values, in absolute terms when compared to the notional amount of the swap, represent a deterioration of the referenced underlying's credit soundness and a greater likelihood or risk of default or other credit event occurring as defined under the terms of the agreement.

[6] This instrument has a forward starting effective date. See Note 2, Securities Transactions and Investment Income, in the Notes to Financial Statements for Further information.

(q) FINANCIAL DERIVATIVE INSTRUMENTS: OVER THE COUNTER

FORWARD FOREIGN CURRENCY CONTRACTS:

取引相手	決済月	受渡し通貨		受取通貨		未実現評価（損）益 資産	未実現評価（損）益 負債
AZD	11/2025	AUD	1,989	$	1,307	$ 5	$ 0
AZD	11/2025	CAD	111,315		80,140	695	0
AZD	11/2025	NZD	18,882		10,854	42	0
AZD	11/2025	$	65,794	AUD	100,220	0	(185)
AZD	12/2025	AUD	100,220	$	65,816	184	0
AZD	12/2025	$	10,867	NZD	18,882	0	(42)
BOA	11/2025	AUD	9,532	$	6,261	21	0
BOA	11/2025	CAD	90,040		64,602	338	0
BOA	11/2025	CNH	33,838		4,749	0	(8)
BOA	11/2025	JPY	964,663		6,339	77	0
BOA	11/2025	NZD	2,265		1,306	9	0
BOA	11/2025	$	9,212	EUR	7,883	0	(113)
BOA	11/2025		10,917	GBP	8,175	0	(177)
BOA	11/2025		3,616	IDR	60,025,308	0	(11)
BOA	11/2025		1,145	ILS	3,827	31	0
BOA	11/2025		1,132	INR	100,581	0	0
BOA	11/2025		4,381	JPY	649,140	0	(168)
BOA	11/2025		87,788	SGD	113,642	0	(469)
BOA	11/2025		571	ZAR	9,940	2	0
BOA	12/2025	IDR	60,502,938	$	3,640	10	0
BOA	12/2025	SGD	113,399		87,788	466	0
BOA	12/2025	TRY	1,979		45	0	(1)
BOA	12/2025	$	6,339	JPY	961,976	0	(77)
BOA	12/2025		5,758	MXN	108,357	56	0
BOA	01/2026	TWD	154,019	$	5,051	27	0
BOA	01/2026	$	11,624	PLN	42,539	0	(105)
BPS	11/2025	CAD	70,066	$	50,038	30	0
BPS	11/2025	CHF	941		1,194	22	0
BPS	11/2025	CNH	93,389		13,115	0	(13)
BPS	11/2025	CNY	4,001		565	3	0
BPS	11/2025	IDR	142,372,512		8,555	4	0
BPS	11/2025		143,638,030		8,638	13	0
BPS	11/2025		47,961,625		2,870	0	(14)
BPS	11/2025		60,502,025		3,640	7	0
BPS	11/2025	INR	735,110		8,295	20	0
BPS	11/2025		306,445		3,480	31	0
BPS	11/2025		291,060		3,270	0	(9)
BPS	11/2025	KRW	1,897,794		1,328	0	(2)
BPS	11/2025		1,301,980		920	8	0
BPS	11/2025		2,523,269		1,800	29	0
BPS	11/2025		3,126,780		2,191	1	0
BPS	11/2025		74,684		52	0	0
BPS	11/2025	THB	43,889		1,350	0	(9)
BPS	11/2025		60,257		1,840	0	(26)
BPS	11/2025	$	2,283	CAD	3,182	0	(12)
BPS	11/2025		565	CNY	4,001	0	(2)
BPS	11/2025		43,481	EUR	37,317	0	(410)
BPS	11/2025		6,531	GBP	4,901	0	(92)
BPS	11/2025		2,882	IDR	47,961,625	2	0
BPS	11/2025		2,481	ILS	8,338	81	0
BPS	11/2025		3,285	INR	291,060	0	(6)
BPS	11/2025		5,298	JPY	794,533	0	(140)
BPS	11/2025		1,773	KRW	2,523,269	0	(2)
BPS	11/2025		2,754	THB	90,162	39	0
BPS	11/2025		1,840		60,336	30	0
BPS	12/2025	TWD	57,901	$	1,929	46	0
BPS	12/2025	$	565	CNY	3,993	0	(2)
BPS	12/2025		2,751	EUR	2,374	0	(7)
BPS	12/2025		125	HUF	41,505	0	(2)
BPS	12/2025		8,980	IDR	150,231,895	34	0
BPS	12/2025		1,633	MXN	31,125	37	0
BPS	12/2025		0	THB	7	0	0
BPS	01/2026	TWD	491,974	$	16,213	165	0
BPS	01/2026	$	6,078	PLN	22,334	0	(30)

FORWARD FOREIGN CURRENCY CONTRACTS (Cont.):

取引相手	決済月	受渡し通貨		受取通貨		未実現評価（損）益 資産	未実現評価（損）益 負債
BPS	05/2026	$	557	KWD	169	$ 0	$ (2)
BPS	05/2026		835		254	0	(4)
BPS	05/2026		278		85	0	0
BPS	05/2026		573		175	1	0
BPS	05/2026		951		290	0	(1)
BPS	06/2026		870		266	0	0
BPS	06/2026		615		188	0	0
BPS	06/2026		299		91	1	0
BPS	06/2026		280		85	0	0
BPS	06/2026		287		88	1	0
BPS	07/2026		597		182	0	0
BPS	07/2026		859		263	1	0
BPS	06/2027		1,119		340	0	(2)
BPS	05/2029	KWD	3,636	$	12,500	500	0
BPS	05/2029		1,155		3,970	159	0
BPS	07/2029		637		2,190	88	0
BPS	05/2030		3,597		12,387	501	0
BPS	08/2030		1,066		3,595	71	0
BRC	11/2025	CAD	723		519	3	0
BRC	11/2025	INR	257,193		2,892	0	(3)
BRC	11/2025	NOK	25		3	0	0
BRC	11/2025	$	16,143	CHF	12,835	0	(155)
BRC	11/2025		4,661	EUR	3,968	0	(81)
BRC	11/2025		2,202	GBP	1,640	0	(47)
BRC	11/2025		1,105	JPY	167,800	0	(16)
BRC	11/2025		4,854	TRY	210,891	157	0
BRC	11/2025		875		38,117	27	0
BRC	11/2025		512		22,236	16	0
BRC	11/2025		1,680		72,997	53	0
BRC	11/2025		1,025		44,653	20	0
BRC	11/2025		2,815		122,603	63	0
BRC	11/2025		20,914		915,675	446	0
BRC	11/2025		2,583		112,546	88	0
BRC	11/2025		883	ZAR	15,329	1	0
BRC	11/2025	ZAR	9,115	$	518	0	(8)
BRC	12/2025	MXN	447,050		23,456	0	(531)
BRC	12/2025	$	2,403	CAD	3,361	0	(1)
BRC	12/2025		276	MXN	5,097	0	(2)
BRC	12/2025		3,204	TRY	141,341	43	0
BRC	12/2025		11,717		513,375	147	0
BRC	12/2025		584		25,592	10	0
BRC	12/2025		84		3,695	1	0
BRC	12/2025		2,187		96,181	30	0
BRC	12/2025		5,923		261,442	71	0
BRC	01/2026		1,549	PLN	5,643	0	(21)
BRC	01/2026		6,966	TRY	314,540	11	0
BRC	01/2026		5,783		262,336	59	0
BRC	01/2026		2,970		133,933	34	0
BRC	01/2026		3,833		172,464	38	0
BRC	01/2026		6,133		276,618	22	0
BRC	01/2026		10,725		483,995	112	0
BRC	01/2026		529		23,851	0	0
BSS	11/2025	CAD	390,169	$	279,132	626	0
BSS	11/2025	JPY	3,725,047		24,500	320	0
BSS	11/2025	NZD	7,198		4,166	44	0
BSS	11/2025	PEN	8,663		2,344	0	(225)
BSS	11/2025		14,514		4,012	0	(290)
BSS	11/2025	$	815,871	EUR	700,258	0	(7,633)
BSS	11/2025		696,149	GBP	527,945	0	(2,508)
BSS	11/2025		2,566	PEN	8,666	4	0
BSS	12/2025	EUR	700,258	$	817,150	7,632	0
BSS	12/2025	GBP	527,945		696,170	2,480	0
BSS	12/2025	MXN	487,218		25,561	0	(582)
BSS	12/2025	PEN	170,549		47,809	0	(2,708)
BSS	12/2025	$	24,500	JPY	3,714,684	0	(319)
BSS	12/2025		3,785	NZD	6,534	0	(39)
BSS	01/2026	PEN	12,955	$	3,637	0	(195)

FORWARD FOREIGN CURRENCY CONTRACTS (Cont.):

取引相手	決済月	受渡し通貨		受取通貨		未実現評価（損）益 資産	未実現評価（損）益 負債
BSS	01/2026	PEN	194	$	55	$ 0	$ (3)
BSS	01/2026		8,641		2,499	0	(58)
BSS	02/2026		27,337		7,997	0	(83)
BSS	02/2026		13,174		3,768	0	(126)
BSS	03/2026		10,803		3,182	0	(7)
BSS	03/2026		22,536		6,452	0	(203)
BSS	03/2026		8,711		2,566	0	(5)
CBK	11/2025	CAD	220,099		157,268	184	0
CBK	11/2025	CHF	2,500		3,135	21	0
CBK	11/2025	CNH	87,365		12,266	0	(15)
CBK	11/2025	COP	17,053,666		4,096	0	(321)
CBK	11/2025	EUR	13,279		15,441	115	0
CBK	11/2025	GBP	18,679		24,994	453	0
CBK	11/2025	NOK	2,464		247	3	0
CBK	11/2025	PEN	120,803		33,809	0	(2,003)
CBK	11/2025		28,164		7,697	0	(653)
CBK	11/2025		6,999		1,911	0	(163)
CBK	11/2025	SEK	1,930		206	2	0
CBK	11/2025	$	7,008	AUD	10,789	55	0
CBK	11/2025		4,851	CAD	6,750	0	(33)
CBK	11/2025		16,390	EUR	14,063	0	(159)
CBK	11/2025		12,761	GBP	9,523	0	(249)
CBK	11/2025		14	IDR	230,063	0	0
CBK	11/2025		1,678	ILS	5,624	50	0
CBK	11/2025		41,713	INR	3,713,416	85	0
CBK	11/2025		2,588	JPY	392,100	0	(43)
CBK	11/2025		6,191	NZD	10,776	0	(20)
CBK	11/2025		2,068	PEN	7,009	10	0
CBK	11/2025		4,270		14,488	24	0
CBK	12/2025	IDR	230,063	$	14	0	0
CBK	12/2025	PEN	7,491		2,147	0	(72)
CBK	12/2025		18,093		4,888	0	(474)
CBK	12/2025	THB	44,948		1,383	0	(11)
CBK	12/2025	TWD	191,617		6,338	104	0
CBK	12/2025	$	4,165	IDR	69,996,456	35	0
CBK	12/2025		36	PEN	129	2	0
CBK	01/2026	PEN	7,869	$	2,211	0	(118)
CBK	01/2026		14,519		4,270	0	(25)
CBK	01/2026	TWD	1,547,310		50,972	500	0
CBK	01/2026	$	37,391	BRL	204,621	56	0
CBK	02/2026	PEN	7,033	$	2,068	0	(10)
CBK	02/2026		3,194		891	0	(53)
CBK	03/2026		18,783		5,343	0	(203)
CBK	03/2026		21,504		6,107	0	(242)
CBK	05/2026		66,941		18,877	0	(846)
DUB	11/2025	CNH	95,418		13,412	0	(1)
DUB	11/2025	ILS	12,824		3,755	0	(185)
DUB	11/2025	INR	1,035,091		11,688	37	0
DUB	11/2025		284,935		3,216	6	0
DUB	11/2025	KRW	8,722,447		6,146	36	0
DUB	11/2025	$	17,292	INR	1,538,549	26	0
DUB	11/2025		3,242		284,935	0	(32)
DUB	11/2025	ZAR	22,011	$	1,257	0	(11)
DUB	01/2026	$	7,900	INR	704,132	0	(7)
FAR	11/2025	AUD	176,834	$	115,512	0	(253)
FAR	11/2025	CAD	30,027		21,473	39	0
FAR	11/2025	GBP	628,128		844,894	19,628	0
FAR	11/2025	JPY	9,445,200		62,201	890	0
FAR	11/2025	NZD	8,163		4,688	13	0
FAR	11/2025	SGD	113,633		88,455	1,142	0
FAR	11/2025	$	48,311	AUD	73,199	0	(392)
FAR	11/2025		2,898	CHF	2,300	0	(33)
FAR	11/2025		250	NOK	2,526	0	(1)
FAR	11/2025		14	SGD	18	0	0
FAR	11/2025		872	ZAR	15,143	0	0
FAR	12/2025	AUD	73,199	$	48,326	390	0
FAR	12/2025	MXN	742,965		39,476	0	(389)

FORWARD FOREIGN CURRENCY CONTRACTS (Cont.):

取引相手	決済月	受渡し通貨		受取通貨		未実現評価（損）益 資産	未実現評価（損）益 負債
FAR	12/2025	NOK	2,526	$	250	$ 0	$ 0
FAR	12/2025	SGD	18		14	0	0
FAR	12/2025	$	62,201	JPY	9,418,970	0	(887)
FAR	12/2025		21,522	MXN	407,792	359	0
FAR	12/2025		4,693	NZD	8,163	0	(13)
FAR	01/2026		16,612	MXN	308,785	0	(121)
FAR	01/2026		7,574	PLN	27,883	0	(23)
FAR	01/2026		8,374		30,509	0	(113)
GLM	11/2025	BRL	975,958	$	181,079	0	(152)
GLM	11/2025	CAD	7,224		5,150	0	(4)
GLM	11/2025	IDR	47,961,047		2,882	0	(2)
GLM	11/2025	INR	6,192		70	1	0
GLM	11/2025		6,187		70	0	0
GLM	11/2025	KRW	2,481,772		1,744	2	0
GLM	11/2025		2,479,971		1,732	0	(5)
GLM	11/2025	$	181,260	BRL	975,958	0	(29)
GLM	11/2025		6,636	IDR	110,183,889	0	(18)
GLM	11/2025		2,891		47,961,047	0	(7)
GLM	11/2025		431	ILS	1,438	11	0
GLM	11/2025		70	INR	6,187	0	(1)
GLM	11/2025		1,732	KRW	2,481,772	10	0
GLM	11/2025		82	TRY	3,599	2	0
GLM	12/2025	IDR	190,591,244	$	11,467	31	0
GLM	12/2025	MXN	10,366		546	0	(10)
GLM	12/2025	$	4,020	IDR	67,211,909	13	0
GLM	12/2025		2,131	MXN	39,500	0	(12)
GLM	01/2026	NGN	646,947	$	441	0	(5)
GLM	01/2026	$	7,503	PLN	27,414	0	(80)
GLM	01/2026		2,144		7,829	0	(24)
GLM	02/2026		181,079	BRL	996,719	0	(31)
JPM	11/2025	CNH	35,584	$	4,990	0	(12)
JPM	11/2025	ILS	13,399		4,058	0	(59)
JPM	11/2025	KRW	3,124,882		2,182	0	(7)
JPM	11/2025	$	4,969	EUR	4,268	0	(42)
JPM	11/2025		2,457	GBP	1,844	0	(34)
JPM	11/2025		1,922	IDR	31,958,560	0	(3)
JPM	11/2025		14,753	INR	1,311,110	4	0
JPM	11/2025		2,182	KRW	3,125,100	7	0
JPM	11/2025	ZAR	19,491	$	1,112	0	(11)
JPM	12/2025	IDR	31,997,958		1,922	2	0
JPM	12/2025	MXN	134,534		7,249	31	0
JPM	12/2025	$	8,632	MXN	160,721	0	(8)
JPM	01/2026	MXN	1,710	$	92	1	0
JPM	01/2026	$	7,223	PLN	26,541	0	(36)
JPM	01/2026		5,409		19,974	0	0
MBC	11/2025	CHF	2,769	$	3,483	34	0
MBC	11/2025	CNH	226,497		31,847	9	0
MBC	11/2025	CNY	4,012		566	2	0
MBC	11/2025	NOK	26		3	0	0
MBC	11/2025	NZD	3,983		2,300	19	0
MBC	11/2025	$	565	CNY	4,012	0	(1)
MBC	11/2025		12,538	EUR	10,749	0	(132)
MBC	11/2025		39,990	GBP	29,843	0	(780)
MBC	11/2025		692	ILS	2,303	16	0
MBC	11/2025		1,314	JPY	199,861	0	(16)
MBC	12/2025	AUD	9,532	$	6,233	0	(9)
MBC	12/2025	$	34,608	MXN	649,374	235	0
MBC	01/2026		2,876	PLN	10,542	0	(21)
MBC	01/2026		1,134	THB	36,721	9	0
MYI	11/2025	INR	2,959	$	33	0	0
MYI	11/2025	$	55,233	JPY	8,217,242	0	(1,894)
MYI	11/2025		102	ZAR	1,763	0	0
MYI	12/2025	TWD	153,546	$	5,130	135	0
MYI	12/2025	$	9,398	MXN	175,768	33	0
MYI	01/2026	PLN	10	$	3	0	0
NGF	11/2025	KRW	8,272,549		5,787	0	(7)
NGF	12/2025	$	3,363	IDR	55,987,140	0	(4)

FORWARD FOREIGN CURRENCY CONTRACTS (Cont.):

取引相手	決済月	受渡し通貨		受取通貨		未実現評価（損）益 資産	未実現評価（損）益 負債
NGF	01/2026	$	5,402	TRY	243,757	$ 0	$ 0
NGF	01/2026		5,152		232,560	52	0
NGF	01/2026		12		544	0	0
RBC	11/2025		29	IDR	476,716	0	0
RBC	12/2025	IDR	476,716	$	29	0	0
RBC	12/2025	$	7,360	MXN	137,406	13	0
RYL	11/2025		2,596	GBP	1,944	0	(42)
RYL	11/2025		25,010	NZD	43,501	0	(99)
SCX	11/2025	CAD	155	$	111	1	0
SCX	11/2025	CNH	68,730		9,657	0	(4)
SCX	11/2025	COP	17,068,092		4,385	0	(26)
SCX	11/2025	$	81,917	CAD	114,585	0	(137)
SCX	11/2025		4,385	COP	17,034,768	27	0
SCX	11/2025		4,671	EUR	3,974	0	(84)
SCX	11/2025		81,409	GBP	60,992	0	(1,275)
SCX	11/2025		9,630	INR	857,483	22	0
SCX	11/2025		0	JPY	49	0	0
SCX	12/2025	CAD	114,425	$	81,917	135	0
SCX	12/2025	IDR	22,544,181		1,355	3	0
SCX	12/2025	$	4,507	IDR	75,437,582	20	0
SCX	12/2025		7,179	MXN	133,016	0	(42)
SCX	01/2026	TWD	164,988	$	5,415	33	0
SOG	11/2025	BRL	973,682		180,837	29	0
SOG	11/2025	CAD	740,319		532,964	4,545	0
SOG	11/2025		100,143		71,584	112	0
SOG	11/2025	CHF	8,928		11,198	76	0
SOG	11/2025	EUR	769,201		905,747	17,935	0
SOG	11/2025	JPY	14,963,841		97,899	766	0
SOG	11/2025	$	177,043	BRL	973,682	3,766	0
SOG	11/2025		120,680	JPY	17,895,143	0	(4,520)
SOG	11/2025		15,976	PEN	54,096	61	0
SOG	12/2025		11,198	CHF	8,899	0	(76)
SOG	12/2025		45,574	EUR	39,165	0	(298)
SOG	12/2025		97,899	JPY	14,922,126	0	(761)
SOG	01/2026	PEN	54,229	$	15,976	0	(62)
SSB	11/2025	$	0	JPY	0	0	0
SSB	12/2025	CAD	962	$	687	0	0
SSB	12/2025	MXN	449,283		23,575	0	(532)
UAG	11/2025	CAD	4,933		3,539	18	0
UAG	11/2025	ILS	1,288		376	0	(19)
UAG	11/2025	$	612	TRY	28,844	69	0
UAG	11/2025	ZAR	9,915	$	562	0	(9)
UAG	12/2025	$	89	HUF	29,477	0	(2)
UAG	12/2025		22,810	MXN	423,269	0	(98)
UAG	01/2026		5,132	PLN	18,805	0	(40)
WST	11/2025	AUD	5,385	$	3,561	36	0
WST	11/2025	NZD	13,787		7,923	28	0
WST	11/2025	SGD	26		21	0	0
WST	11/2025	$	5,253	JPY	784,150	0	(163)
WST	12/2025		7,932	NZD	13,787	0	(28)
Total Forward Foreign Currency Contracts						**$ 69,065**	**$ (37,939)**

PURCHASED OPTIONS:

INTEREST RATE SWAPTIONS

取引相手	銘柄	変動金利インデックス	変動金利の支払/受取	エクササイズレート	行使期限	想定元本[1]	コスト	市場価格
GLM	Call - OTC 30-Year Interest Rate Swap	Secured Overnight Financing Rate	Pay	2.110%	07/26/2032	10,500	$ 1,701	$ 201
GLM	Put - OTC 30-Year Interest Rate Swap	Secured Overnight Financing Rate	Receive	2.110%	07/26/2032	15,300	2,479	4,290
MYC	Call - OTC 30-Year Interest Rate Swap	Secured Overnight Financing Rate	Pay	2.400%	07/20/2027	12,100	1,597	54
MYC	Call - OTC 30-Year Interest Rate Swap	Secured Overnight Financing Rate	Pay	2.170%	07/19/2032	12,100	1,919	245
MYC	Put - OTC 30-Year Interest Rate Swap	Secured Overnight Financing Rate	Receive	2.400%	07/20/2027	13,600	1,794	3,601
MYC	Put - OTC 30-Year Interest Rate Swap	Secured Overnight Financing Rate	Receive	2.170%	07/19/2032	13,600	2,157	3,722
Total Purchased Options							**$ 11,647**	**$ 12,113**

WRITTEN OPTIONS:

FOREIGN CURRENCY OPTIONS

取引相手	銘柄	ストライクプライス	行使期限	想定元本[1]	プレミアム（受取）	市場価格
UAG	Call - OTC U.S. dollar versus Turkish lira	TRY 56.900	11/12/2025	3,600	$ (100)	$ (1)
UAG	Put - OTC U.S. dollar versus Turkish lira	41.600	11/12/2025	3,600	(137)	(1)
					$ (237)	$ (2)

INTEREST RATE-CAPPED OPTIONS

取引相手	銘柄	エクササイズインデックス	変動金利インデックス	行使期限	想定元本[1]	プレミアム（受取）	市場価格
FAR	Call – OTC 2-Year Interest Rate Cap	2.224	USD-SOFR-OIS Compound	08/08/2026	52,000	$ (897)	$ (2)
FAR	Put – OTC 2-Year Interest Rate Floor	2.224	USD-SOFR-OIS Compound	08/08/2026	52,000	(897)	(838)
MYC	Call – OTC 2-Year Interest Rate Cap	2.550	USD-SOFR-OIS Compound	07/23/2026	109,300	(1,933)	(8)
MYC	Put – OTC 2-Year Interest Rate Floor	2.550	USD-SOFR-OIS Compound	07/23/2026	109,300	(1,933)	(960)
						$ (5,660)	$ (1,808)
Total Written Options						**$ (5,897)**	**$ (1,810)**

SWAP AGREEMENTS:

CREDIT DEFAULT SWAPS ON CORPORATE, SOVEREIGN, AND U.S. MUNICIPAL ISSUES - SELL PROTECTION[2]

取引相手	参照エンティティ	固定受取金利	満期日	2025年10月31日時点のインプライド クレジットスプレッド[3]	想定元本[4]	プレミアム 支払／（受取）	未実現評価（損）益	スワップの価値 資産	スワップの価値 負債
BPS	Colombia Government International Bond	1.000%	06/20/2027	0.959%	$ 3,400	$ (163)	$ 169	$ 6	$ 0
BPS	Colombia Government International Bond	1.000%	12/20/2027	1.032%	700	(62)	63	1	0
BRC	Colombia Government International Bond	1.000%	12/20/2026	0.821%	4,800	(221)	236	15	0
BRC	Turkey Government International Bond	1.000%	12/20/2025	0.561%	14,300	4	21	25	0
BRC	Turkey Government International Bond	1.000%	12/20/2030	2.427%	660	(43)	2	0	(41)
CBK	Colombia Government International Bond	1.000%	12/20/2026	0.821%	5,900	(275)	293	18	0
CBK	Colombia Government International Bond	1.000%	06/20/2027	0.959%	1,500	(54)	57	3	0
DUB	Petroleos Mexicanos	4.750%	07/06/2026	--*	13,235	0	164	164	0
DUB	Petroleos Mexicanos	4.850%	07/06/2026	--*	8,417	0	108	108	0
DUB	South Africa Government International Bond	1.000%	12/20/2026	0.312%	400	(18)	21	3	0
GST	Colombia Government International Bond	1.000%	06/20/2027	0.959%	4,200	(156)	164	8	0
GST	Colombia Government International Bond	1.000%	12/20/2027	1.032%	1,900	(169)	170	1	0
GST	Equinix, Inc.	5.000%	06/20/2027	0.639%	3,800	531	(245)	286	0
GST	Indonesia Government International Bond	1.000%	12/20/2030	0.738%	1,600	13	9	22	0
GST	Petroleos Mexicanos	3.750%	12/24/2025	--*	1,119	0	1	1	0
JPM	Colombia Government International Bond	1.000%	06/20/2027	0.959%	400	(15)	16	1	0
JPM	Turkey Government International Bond	1.000%	12/20/2030	2.427%	1,500	(97)	3	0	(94)
MYC	Colombia Government International Bond	1.000%	06/20/2027	0.959%	4,500	(162)	170	8	0
MYC	Colombia Government International Bond	1.000%	12/20/2027	1.032%	5,200	(464)	466	2	0
MYC	South Africa Government International Bond	1.000%	12/20/2026	0.312%	13,600	(600)	721	121	0
						$ (1,951)	$ 2,609	$ 793	$ (135)

CREDIT DEFAULT SWAPS ON CREDIT INDICES - SELL PROTECTION[2]

取引相手	インデックス/トランシェ	固定受取金利	満期日	想定元本[4]	プレミアム 支払／（受取）	未実現評価（損）益	スワップの価値[5] 資産	スワップの価値[5] 負債
BOA	ABX.HE.AAA-06 Index	0.110%	05/25/2046	$ 5,295	$ (1,025)	$ 603	$ 0	$ (422)
BOA	CMBX.AAA-6 Index	0.500%	05/11/2063	5	0	0	0	0
BOA	iTraxx Europe Crossover Series 44 Index	5.000%	12/20/2030	EUR 19,600	4,450	153	4,603	0
BPS	iTraxx Europe Crossover Series 44 Index	5.000%	12/20/2030	10,200	2,344	51	2,395	0
DUB	CMBX.AAA-9 Index	0.500%	09/17/2058	741	(10)	10	0	0
DUB	CMBX.AAA-10 Index	0.500%	11/17/2059	$ 66,100	(300)	488	188	0
GST	CMBX.AAA-6 Index	0.500%	05/11/2063	8	0	0	0	0
GST	CMBX.AAA-11 Index	0.500%	11/18/2054	18,100	(95)	182	87	0
GST	CMBX.AAA-15 Index	0.500%	11/18/2064	6,599	(56)	34	0	(22)
JPM	iTraxx Europe Crossover Series 44 Index	5.000%	12/20/2030	EUR 9,600	2,200	54	2,254	0
JPS	CMBX.AAA-9 Index	0.500%	09/17/2058	253	(10)	10	0	0
JPS	CMBX.AAA-10 Index	0.500%	11/17/2059	$ 5,400	(101)	117	16	0
JPS	CMBX.AAA-11 Index	0.500%	11/18/2054	28,300	(224)	358	134	0
MEI	CMBX.AAA-6 Index	0.500%	05/11/2063	2	0	0	0	0

CREDIT DEFAULT SWAPS ON CREDIT INDICES - SELL PROTECTION[2] (Cont.)

取引相手	インデックス/トランシェ	固定受取金利	満期日	想定元本[4]	プレミアム 支払／（受取）	未実現評価 （損）益	スワップの価値[5] 資産	負債
MEI	CMBX.AAA-8 Index	0.500%	10/17/2057	$ 225	$ (12)	$ 12	$ 0	$ 0
MEI	CMBX.AAA-9 Index	0.500%	09/17/2058	939	(38)	38	0	0
MYC	ABX.HE.AAA-06 Index	0.110%	05/25/2046	5	(1)	1	0	0
MYC	CMBX.AAA-6 Index	0.500%	05/11/2063	3	0	0	0	0
MYC	CMBX.AAA-9 Index	0.500%	09/17/2058	632	(26)	26	0	0
MYC	CMBX.AAA-10 Index	0.500%	11/17/2059	63,200	(1,929)	2,107	178	0
MYC	CMBX.AAA-11 Index	0.500%	11/18/2054	60,700	(517)	806	289	0
MYC	CMBX.AAA-13 Index	0.500%	12/16/2072	30,300	(12)	111	99	0
MYC	CMBX.AAA-15 Index	0.500%	11/18/2064	13,198	(112)	68	0	(44)
SAL	CMBX.AAA-6 Index	0.500%	05/11/2063	6	0	0	0	0
SAL	CMBX.AAA-9 Index	0.500%	09/17/2058	765	0	0	0	0
SAL	CMBX.AAA-11 Index	0.500%	11/18/2054	345,100	(1,611)	3,258	1,647	0
SAL	CMBX.AAA-12 Index	0.500%	08/17/2061	17,500	(4)	81	77	0
UAG	CMBX.AAA-8 Index	0.500%	10/17/2057	22	(1)	1	0	0
					$ 2,910	$ 8,569	$ 11,967	$ (488)

TOTAL RETURN SWAPS

取引相手	トータルリターンの支払／受取	参照エンティティ	数・単位数	変動金利	想定元本	満期日	プレミアム 支払／（受取）	未実現評価 （損）益	スワップの価値 資産	負債
BPS	Receive	iBoxx USD Liquid Leveraged Loans Total Return Index	N/A	Secured Overnight Financing Rate Index	$ 12,500	12/22/2025	$ 127	$ (138)	$ 0	$ (11)
JPM	Receive	iBoxx USD Liquid Leveraged Loans Total Return Index	N/A	Secured Overnight Financing Rate Index	12,530	12/22/2025	139	(124)	15	0
MYC	Receive	iBoxx USD Liquid Leveraged Loans Total Return Index	N/A	Secured Overnight Financing Rate Index	28,390	12/22/2025	298	(318)	0	(20)
							$ 564	$ (580)	$ 15	$ (31)
Total Swap Agreements							**$ 1,523**	**$ 10,598**	**$ 12,775**	**$ (654)**

(1) Notional amount represents the number of contracts.

(2) If the Fund is a seller of protection and a credit event occurs, as defined under the terms of that particular swap agreement, the Fund will either (i) pay to the buyer of protection an amount equal to the notional amount of the swap and take delivery of the referenced obligation or underlying securities comprising the referenced index or (ii) pay a net settlement amount in the form of cash or securities equal to the notional amount of the swap less the recovery value of the referenced obligation or underlying securities comprising the referenced index.

(3) Implied credit spreads, represented in absolute terms, utilized in determining the market value of credit default swap agreements on corporate issues, U.S. Municipal issues or sovereign issues as of period end serve as indicators of the current status of the payment/performance risk and represent the likelihood or risk of default for the credit derivative. The implied credit spread of a particular referenced entity reflects the cost of buying/selling protection and may include upfront payments required to be made to enter into the agreement. Wider credit spreads represent a deterioration of the referenced entity's credit soundness and a greater likelihood or risk of default or other credit event occurring as defined under the terms of the agreement.

(4) The maximum potential amount the Fund could be required to pay as a seller of credit protection or receive as a buyer of credit protection if a credit event occurs as defined under the terms of that particular swap agreement.

(5) The prices and resulting values for credit default swap agreements serve as indicators of the current status of the payment/performance risk and represent the likelihood of an expected liability (or profit) for the credit derivative should the notional amount of the swap agreement be closed/sold as of the period end. Increasing market values, in absolute terms when compared to the notional amount of the swap, represent a deterioration of the referenced underlying's credit soundness and a greater likelihood or risk of default or other credit event occurring as defined under the terms of the agreement.

* Implied credit spread is not available due to significant unobservable inputs being used in the fair valuation.

マネー・マーケット・マザーファンド

《第42期》決算日2025年11月20日

［計算期間：2025年５月21日～2025年11月20日］

「マネー・マーケット・マザーファンド」は、11月20日に第42期の決算を行いました。
以下、法令・諸規則に基づき、当マザーファンドの第42期の運用状況をご報告申し上げます。

運用方針	わが国の短期公社債等を中心に投資し、利子等収益の確保を図ります。なお、市況動向および資金動向等により、上記のような運用が行えない場合があります。
主要運用対象	わが国の公社債等を主要投資対象とします。
主な組入制限	外貨建資産への投資は行いません。

○最近５期の運用実績

決算期	基準価額		債券組入比率	債券先物比率	純資産総額
		期中騰落率			
	円	%	%	%	百万円
38期(2023年11月20日)	10,181	0.0	－	－	3,393
39期(2024年５月20日)	10,181	0.0	－	－	4,054
40期(2024年11月20日)	10,189	0.1	－	－	5,470
41期(2025年５月20日)	10,211	0.2	－	－	40,477
42期(2025年11月20日)	10,235	0.2	－	－	8,389

(注) 当ファンドの値動きを表す適切な指数が存在しないため、ベンチマーク等はありません。
(注) 「債券先物比率」は買建比率－売建比率。

○当期中の基準価額と市況等の推移

年月日	基準価額		債券組入比率	債券先物比率
		騰落率		
	円	%	%	%
(期首) 2025年５月20日	10,211	－	－	－
５月末	10,212	0.0	－	－
６月末	10,216	0.0	－	－
７月末	10,220	0.1	－	－
８月末	10,224	0.1	－	－
９月末	10,228	0.2	－	－
10月末	10,232	0.2	－	－
(期末) 2025年11月20日	10,235	0.2	－	－

(注) 騰落率は期首比。
(注) 「債券先物比率」は買建比率－売建比率。

○運用経過

●当期中の基準価額等の推移について

◎基準価額の動き

基準価額は期間の初めに比べ0.2%の上昇となりました。

基準価額等の推移

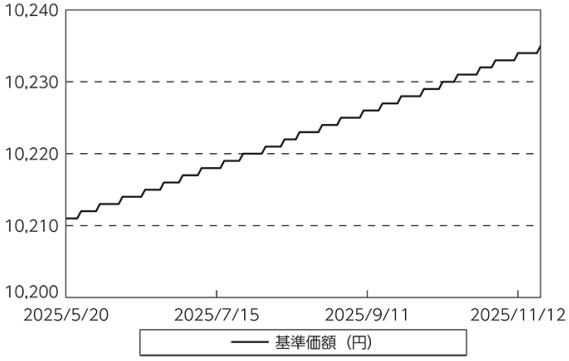

●基準価額の主な変動要因

（上昇要因）

利子等収益が積み上がったことが基準価額の上昇要因となりました。

●投資環境について

◎国内短期金融市場

・無担保コール翌日物金利は、プラス圏での推移となりました。

●当該投資信託のポートフォリオについて

・コール・ローン等短期金融商品を活用し、利子等収益の確保を図りました。

○今後の運用方針

・日銀による金融市場調節方針の下、短期金利は安定した推移を想定しています。以上の見通しにより、コール・ローン等への投資を通じて、安定した収益の確保をめざした運用を行う方針です。

○１万口当たりの費用明細

（2025年５月21日～2025年11月20日）

該当事項はございません。

○売買及び取引の状況

（2025年５月21日～2025年11月20日）

その他有価証券

		買付額	売付額
		千円	千円
国内	コマーシャル・ペーパー	1,400,477,656	1,399,002,256

（注）金額は受渡代金。

○利害関係人との取引状況等

（2025年５月21日～2025年11月20日）

該当事項はございません。

利害関係人とは、投資信託及び投資法人に関する法律第11条第1項に規定される利害関係人です。

○組入資産の明細

（2025年11月20日現在）

国内その他有価証券

区分	当期末	
	評価額	比率
	千円	%
コマーシャル・ペーパー	6,698,761	79.8

（注）比率は、純資産総額に対する評価額の割合。

○投資信託財産の構成

（2025年11月20日現在）

項目	当期末	
	評価額	比率
	千円	%
その他有価証券	6,698,761	79.8
コール・ローン等、その他	1,690,984	20.2
投資信託財産総額	8,389,745	100.0

○資産、負債、元本及び基準価額の状況 (2025年11月20日現在)

項　　目	当 期 末
	円
(A) 資産	8,389,745,807
コール・ローン等	1,690,963,065
その他有価証券(評価額)	6,698,761,259
未収利息	21,483
(B) 負債	19,402
未払解約金	19,402
(C) 純資産総額(A－B)	8,389,726,405
元本	8,197,454,361
次期繰越損益金	192,272,044
(D) 受益権総口数	8,197,454,361口
１万口当たり基準価額(C／D)	10,235円

＜注記事項＞

①期首元本額　39,641,402,603円
　期中追加設定元本額　2,179,313,317円
　期中一部解約元本額　33,623,261,559円
　また、１口当たり純資産額は、期末1.0235円です。

○損益の状況 (2025年５月21日～2025年11月20日)

項　　目	当　　期
	円
(A) 配当等収益	32,126,142
受取利息	32,126,142
(B) 当期損益金(A)	32,126,142
(C) 前期繰越損益金	836,394,592
(D) 追加信託差損益金	49,010,985
(E) 解約差損益金	△725,259,675
(F) 計(B＋C＋D＋E)	192,272,044
次期繰越損益金(F)	192,272,044

(注) (D)追加信託差損益金とあるのは、信託の追加設定の際、追加設定をした価額から元本を差し引いた差額分をいいます。
(注) (E)解約差損益金とあるのは、中途解約の際、元本から解約価額を差し引いた差額分をいいます。

②期末における元本の内訳（当親投資信託を投資対象とする投資信託ごとの元本額）

三菱ＵＦＪ ターゲット・イヤー・ファンド2030（確定拠出年金）	4,133,000,194円
三菱ＵＦＪ ＤＣ金利連動アロケーション型バランスファンド	1,888,390,010円
三菱ＵＦＪ ターゲット・イヤー・ファンド2035（確定拠出年金）	1,085,082,841円
マネープールファンド（ＦＯＦｓ用）（適格機関投資家限定）	867,409,887円
三菱ＵＦＪ ＜ＤＣ＞ターゲット・イヤー ファンド 2030	144,830,979円
三菱ＵＦＪ 新興国債券ファンド 通貨選択シリーズ＜マネープールファンド＞	28,158,755円
三菱ＵＦＪ 米国バンクローンファンド 通貨選択シリーズ＜マネープールファンドＡ＞	18,480,913円
三菱ＵＦＪ ターゲット・イヤーファンド 2030	18,073,947円
三菱ＵＦＪ 欧州ハイイールド債券ファンド ユーロ円プレミアム（毎月分配型）	4,850,169円
欧州ハイイールド債券ファンド（為替ヘッジなし）	4,289,171円
欧州ハイイールド債券ファンド（為替ヘッジあり）	2,515,903円
三菱ＵＦＪ 新興国高利回り社債ファンド 通貨選択シリーズ＜マネープールファンド＞	1,328,470円
米国バンクローン・オープン＜為替ヘッジあり＞（毎月決算型）	98,223円
米国バンクローン・オープン＜為替ヘッジなし＞（毎月決算型）	98,222円
米国バンクローン・オープン＜為替ヘッジあり＞（年１回決算型）	98,222円
米国バンクローン・オープン＜為替ヘッジなし＞（年１回決算型）	98,222円
テンプルトン新興国小型株ファンド	49,097円
三菱ＵＦＪ インド債券オープン（毎月決算型）	39,351円
バリュー・ボンド・ファンド＜為替ヘッジなし＞（毎月決算型）	9,829円
バリュー・ボンド・ファンド＜為替ヘッジなし＞（年１回決算型）	9,829円
バリュー・ボンド・ファンド＜為替リスク軽減型＞（年１回決算型）	9,829円
ベイリー・ギフォード世界長期成長株ファンド（予想分配金提示型）	9,822円
ベイリー・ギフォード インパクト投資ファンド（予想分配金提示型）	9,822円
＜ＤＣ＞ベイリー・ギフォード ＥＳＧ世界株ファンド	9,822円
バリュー・ボンド・ファンド＜為替リスク軽減型＞（毎月決算型）	9,822円
三菱ＵＦＪ 新興国高利回り社債ファンド 通貨選択シリーズ＜アジアバスケット通貨コース＞（毎月分配型）	9,821円
三菱ＵＦＪ／ピムコ トータル・リターン・ファンド＜米ドルヘッジ型＞（毎月決算型）	9,821円
米国バンクローンファンド＜為替ヘッジあり＞（毎月分配型）	9,821円
米国バンクローンファンド＜為替ヘッジなし＞（毎月分配型）	9,821円
ＰＩＭＣＯ インカム戦略ファンド＜円インカム＞（毎月分配型）	9,821円

三菱ＵＦＪ 米国バンクローンファンド 米ドル円プレミアム（毎月分配型）	9,821円
＜ＤＣ＞ベイリー・ギフォード世界長期成長株ファンド	9,821円
三菱ＵＦＪ 新興国高利回り社債ファンド 通貨選択シリーズ＜ブラジルレアルコース＞（毎月分配型）	9,821円
ピムコ・グローバル・ハイイールド・ファンド（毎月分配型）	9,821円
三菱ＵＦＪ 新興国高利回り社債ファンド 通貨選択シリーズ＜豪ドルコース＞（毎月分配型）	9,821円
三菱ＵＦＪ 新興国高利回り社債ファンド 通貨選択シリーズ＜資源国バスケット通貨コース＞（毎月分配型）	9,821円
ＰＩＭＣＯ ニューワールドインカムファンド＜世界通貨分散コース＞（毎月分配型）	9,821円
三菱ＵＦＪ 米国バンクローンファンド 通貨選択シリーズ＜豪ドルコース＞（毎月分配型）	9,821円
三菱ＵＦＪ／ピムコ トータル・リターン・ファンド＜為替ヘッジなし＞（毎月決算型）	9,821円
三菱ＵＦＪ／ピムコ トータル・リターン・ファンド＜為替ヘッジなし＞（年１回決算型）	9,821円
ピムコ・エマージング・ボンド・オープン Ｂコース（為替ヘッジあり）	9,821円
三菱ＵＦＪ 新興国債券ファンド 通貨選択シリーズ＜ブラジルレアルコース＞（毎月分配型）	9,821円
三菱ＵＦＪ 新興国高利回り社債ファンド 通貨選択シリーズ＜トルコリラコース＞（毎月分配型）	9,821円
ＰＩＭＣＯ インカム戦略ファンド＜米ドルインカム＞（毎月分配型）	9,821円
ベイリー・ギフォード世界長期成長株ファンド	9,821円
三菱ＵＦＪ 新興国債券ファンド 通貨選択シリーズ＜円コース＞（毎月分配型）	9,821円
三菱ＵＦＪ 新興国債券ファンド 通貨選択シリーズ＜豪ドルコース＞（毎月分配型）	9,821円
ＰＩＭＣＯ ニューワールド米ドルインカムファンド（毎月分配型）	9,821円
ＰＩＭＣＯ ニューワールドインカムファンド＜豪ドルコース＞（毎月分配型）	9,821円
ＰＩＭＣＯ ニューワールドインカムファンド＜メキシコペソコース＞（毎月分配型）	9,821円
三菱ＵＦＪ 新興国高利回り社債ファンド 通貨選択シリーズ＜メキシコペソコース＞（毎月分配型）	9,821円
米国バンクローンファンド＜為替ヘッジなし＞（資産成長型）	9,821円
ピムコ・インカム・ストラテジー・ファンド＜限定為替ヘッジあり＞（毎月決算型）	9,821円
ピムコ・インカム・ストラテジー・ファンド＜限定為替ヘッジあり＞（年２回決算型）	9,821円
ピムコ・インカム・ストラテジー・ファンド＜為替ヘッジなし＞（年２回決算型）	9,821円
ベイリー・ギフォード インパクト投資ファンド	9,821円
三菱ＵＦＪ 新興国債券ファンド 通貨選択シリーズ＜米ドルコース＞（毎月分配型）	9,821円
三菱ＵＦＪ 新興国高利回り社債ファンド 通貨選択シリーズ＜円コース＞（毎月分配型）	9,821円
三菱ＵＦＪ 米国バンクローンファンド 通貨選択シリーズ＜米ドルコース＞（毎月分配型）	9,821円
ＰＩＭＣＯ インカム戦略ファンド＜円インカム＞（年２回分配型）	9,821円
ＰＩＭＣＯ インカム戦略ファンド＜世界通貨分散コース＞（毎月分配型）	9,821円
ピムコ・エマージング・ボンド・オープン Ａコース（為替ヘッジなし）	9,821円
ＰＩＭＣＯ ニューワールド円インカムファンド（毎月分配型）	9,821円
三菱ＵＦＪ 米国バンクローンファンド 通貨選択シリーズ＜円コース＞（毎月分配型）	9,821円
三菱ＵＦＪ／ピムコ トータル・リターン・ファンド＜米ドルヘッジ型＞（年１回決算型）	9,821円
ＰＩＭＣＯ インカム戦略ファンド＜世界通貨分散コース＞（年２回分配型）	9,821円
ピムコ・インカム・ストラテジー・ファンド＜為替ヘッジなし＞（毎月決算型）	9,821円
三菱ＵＦＪ 新興国高利回り社債ファンド 通貨選択シリーズ＜米ドルコース＞（毎月分配型）	9,821円
ＰＩＭＣＯ インカム戦略ファンド＜米ドルインカム＞（年２回分配型）	9,821円
わたしの未来設計＜安定重視型＞（分配コース）	9,820円
わたしの未来設計＜成長重視型＞（分配抑制コース）	9,820円
わたしの未来設計＜成長重視型＞（分配コース）	9,820円
わたしの未来設計＜安定重視型＞（分配抑制コース）	9,820円
米国バンクローンファンド＜為替ヘッジあり＞（資産成長型）	9,820円
マクロ・トータル・リターン・ファンド	9,820円
グローバル・インカム・フルコース（為替リスク軽減型）	983円
グローバル・インカム・フルコース（為替ヘッジなし）	983円
合計	8,197,454,361円