

受益者のみなさまへ

毎々、格別のお引き立てにあずかり、厚くお礼申し上げます。
さて、「フィデリティ・コア・インカム・ファンド(資産成長型)為替ヘッジなし」は、第7期の決算を行いました。当ファンドは、投資信託証券への投資を通じて、世界(日本を含む)の債券(ハイ・イールド債券、投資適格債券、エマージング・マーケット債券を含む)、世界(日本を含む)の高配当株式を主要な投資対象とし、安定的な配当等収益の確保と投資信託財産の成長を図ることを目的として運用を行いました。ここに、運用状況をご報告申し上げます。
今後とも一層のご愛顧を賜りますよう、お願い申し上げます。

運用報告書
(全体版)

第7期(決算日 2022年4月20日)
計算期間(2021年4月21日～2022年4月20日)

■当ファンドの仕組みは次の通りです。


商品分類	追加型投信／海外／資産複合
信託期間	原則無期限です。
運用方針	<ul style="list-style-type: none">●投資信託証券への投資を通じて、世界(日本を含む)の債券(ハイ・イールド債券、投資適格債券、エマージング・マーケット債券を含む)、世界(日本を含む)の高配当株式を主要な投資対象とし、安定的な配当等収益の確保と投資信託財産の成長を図ることを目的として運用を行います。●資産クラスの選択・配分は、マクロ分析、テクニカル分析等による経済環境の判断に基づき機動的に行うことを目指します。個々の資産クラスの運用は世界の主要拠点のアナリストによる企業調査結果を活かし、ポートフォリオ・マネージャーによる「ボトム・アップ・アプローチ」を重視した運用を行います。
主要運用対象	主として、「フィデリティ・ファンズ・グローバル・マルチ・アセット・インカム・ファンド(ルクセンブルグ籍証券投資法人)」および「フィデリティ・ファンズ・USDル・キャッシュ・ファンド(ルクセンブルグ籍証券投資法人)」に投資を行います。なお、短期金融商品に直接投資を行う場合があります。
組入制限	投資信託証券および短期金融商品(短期運用の有価証券を含みます。)以外への直接投資は行いません。 外貨建資産への投資割合には制限を設けません。
分配方針	毎決算時(原則4月20日。同日が休業日の場合は翌営業日。) に、原則として以下の収益分配方針に基づき分配を行います。 <ul style="list-style-type: none">●分配対象額の範囲は、繰越分を含めた利子・配当等収益と売買益(評価益を含みます。)等の全額とします。●収益分配金額は、委託会社が基準価額水準、市況動向等を勘案して決定します。ただし、必ず分配を行うものではありません。●留保益の運用については特に制限を設けず、委託会社の判断に基づき、元本部分と同一の運用を行います。

フィデリティ・コア・インカム・ファンド
(資産成長型) 為替ヘッジなし

愛称: 素晴らしき人生のロードマップ

〈お問合せ先〉

フィデリティ投信株式会社 カスタマー・コミュニケーション部
東京都港区六本木七丁目7番7号 TRI-SEVEN ROPPONGI

 0120-00-8051 (無料)

受付時間: 営業日の午前9時～午後5時

 <https://www.fidelity.co.jp/>

お客様の口座内容などに関するご照会は、お申し込みされた販売会社にお尋ねください。

フィデリティ投信株式会社



■最近5期の運用実績

決算期	基準価額			投資組 資産入 信証比 託券率	投資組 資産入 証比 券率	純資 産額
	(分配落)	税金 配込	期騰 落率			
3期(2018年4月20日)	円 9,899	円 0	% 2.7	% —	% 98.9	百万円 1,103
4期(2019年4月22日)	10,713	0	8.2	—	98.9	1,083
5期(2020年4月20日)	9,784	0	△8.7	—	99.3	964
6期(2021年4月20日)	11,440	0	16.9	—	99.1	818
7期(2022年4月20日)	12,616	0	10.3	—	99.2	704

(注) 当ファンドの運用方針に対し、適切に比較できる指数がないためベンチマークは設定しておりません。

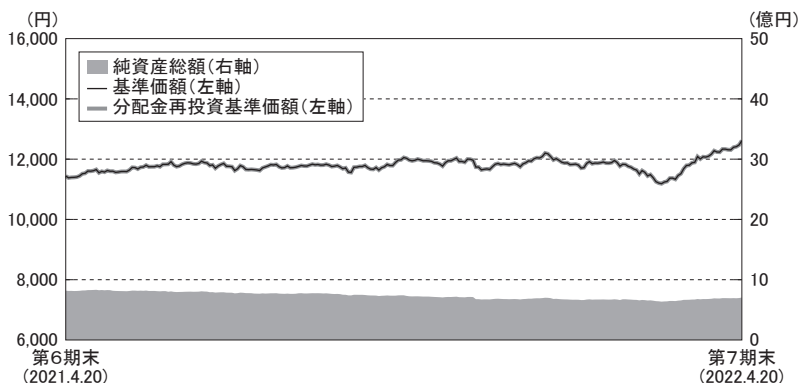
■当期中の基準価額等の推移

年月日	基準価額		投資組 資産入 信証比 託券率	投資組 資産入 証比 券率
		騰落率		
(期首) 2021年4月20日	円 11,440	% —	% —	% 99.1
4月末	11,531	0.8	—	99.5
5月末	11,719	2.4	—	99.7
6月末	11,835	3.5	—	99.0
7月末	11,659	1.9	—	99.4
8月末	11,802	3.2	—	99.3
9月末	11,793	3.1	—	99.3
10月末	11,946	4.4	—	99.8
11月末	11,737	2.6	—	99.0
12月末	12,037	5.2	—	99.5
2022年1月末	11,849	3.6	—	99.7
2月末	11,621	1.6	—	98.5
3月末	12,078	5.6	—	99.8
(期末) 2022年4月20日	12,616	10.3	—	99.2

(注) 騰落率は期首比です。

■運用経過の説明

●基準価額等の推移



第7期首: 11,440円

第7期末: 12,616円 (既払分配金0円)

騰落率: 10.3% (分配金再投資ベース)

(注) 分配金再投資基準価額は、2021年4月20日の値をファンドの基準価額と同一になるように指数化しています。

- * 分配金再投資基準価額は、税引前の分配金を分配時に再投資したものとみなして計算したもので、ファンド運用の実質的なパフォーマンスを示すものです。
- * 分配金を再投資するかどうかについてはお客様がご利用のコースにより異なります。また、ファンドの購入価額により課税条件も異なります。従って、お客様の損益の状況を示すものではありません。

※当ファンドは、運用方針に対し、適切に比較できる指数がないためベンチマーク及び参考指数は設定しておりません。

●基準価額の主な変動要因

当期の当ファンドの騰落率は、+10.3%でした。

<プラス要因>

- ・ 高配当株およびインフラ関連資産が上昇したこと。
- ・ 円に対してユーロ、米ドル、英ポンドが上昇したこと。

<マイナス要因>

- ・ 世界の投資適格債券やハイ・イールド債券、新興国債券が低迷したこと。

●投資環境

【安定利回り資産】

当期の世界の投資適格債券市場は、物価上昇が続く中、各国中央銀行の金融政策に対する懸念が高まったことを受けて、下落しました。2021年3月末にかけて、リフレ・トレードの勢いが増したにより上昇した国債利回りは、期前半の6月から7月にかけて、新型コロナウイルスの変異株であるデルタ株へのリスクが意識されたことなどを背景に低下する形となりました。しかし期末に向かうにつれ、インフレ抑制に向けて中央銀行が金融引き締めへと舵を切る中、国債利回りは上昇して数年ぶりの高い水準となり、イールドカーブがフラット化しました。一方、社債は、期初から期後半にかけては新型コロナウイルスのワクチン接種の進展に加え、世界経済の見通しや企業業績の改善などを背景に底堅く推移しました。しかし、期終盤は中国の不動産セクターに対する不透明感や金融引き締めへの警戒感、ロシアによるウクライナへの侵攻などによりボラティリティが高まり、上昇分を相殺する形となりました。

【高利回り資産】

当期の世界のハイ・イールド債券及び新興国債券市場は下落しました。期前半、新型コロナウイルスによるパンデミックに落ち着きが見られる中、市場は、記録的な資産価格の高騰や中央銀行の金融引き締めへの方向転換、世界経済の鈍化といった材料に左右される形となりました。また、2021年末に向かう中、欧州におけるエネルギー危機や新型コロナウイルスの新たな変異株であるオミクロン株の出現、といった材料も市場の変動要因となりました。2022年に入り、2021年12月の米連邦公開市場委員会(FOMC)の議事録要旨でインフレ抑制に向けて従来予想よりも早期、もしくは速いペースでの利上げやバランスシート縮小の可能性があるという認識が示されました。これを受けてボラティリティが高まり、投資家心理は再び悪化しました。また、期終盤はロシアによるウクライナへの侵攻を受けて欧米諸国がロシアへの様々な制裁措置を課したことが投資家のリスク回避姿勢を強め、多くのリスク資産が下落しました。

【成長資産】

当期の世界の株式市場は、継続的な景気回復などを背景に上昇して期を終えました。期前半は、先進国における堅調な企業業績や新型コロナウイルスのワクチン接種の順調な進捗状況といった材料を背景に、投資家心理は改善が見られ、市場は堅調な推移となりました。しかしながら、期後半に入ると、感染力の強い新型コロナウイルスの新たな変異株であるオミクロン株の出現やそれに伴う感染再拡大への懸念が株式市場の上値を重くする展開となりました。2022年に入り、インフレ抑制に向けた主要中央銀行の金融引き締め姿勢やロシアのウクライナへの侵攻に端を発した地政学的緊張といった材料は、株式市場の更なる重石となりました。このような状況の下、米国及び英国の株式市場は上昇する結果となりました。また、新興国市場は主に中国の景気減速やゼロコロナ政策による経済活動停滞への懸念といった材料を背景に、先進国市場に対して出遅れ感の目立つ結果となりました。業種別では、ロシアのウクライナへの侵攻により、エネルギー供給の混乱が生じる懸念などを背景に、原油価格が上昇する中、エネルギーセクターの堅調さが目立つ形となりました。その他では、ヘルスケア、素材、公益事業も上昇しました。

●ポートフォリオ

当ファンドは、投資信託証券への投資を通じて、実質的に世界(日本を含む)の債券(ハイ・イールド債券、投資適格債券、エマージング・マーケット債券を含む)、世界(日本を含む)の高配当株式(配当利回りが市場全体より相対的に高い株式)へ投資を行い、安定的な配当等収益の確保と投資信託財産の成長を図ることを目的に運用を行いました。不動産投資信託(リート)、上場インフラストラクチャー・ファンド、バンク・ローン等のインカム資産に投資を行う場合もあり、資産クラスの選定や配分は機動的に行います。

●ベンチマークとの差異

当ファンドは、運用方針に対し、適切に比較できる指数がないためベンチマーク及び参考指数は設定しておりません。

■分配金

当期の分配金は、長期的な投資信託財産の成長を追求する観点から無分配とさせていただきます。また、収益分配に充てなかった利益につきましては投資信託財産中に留保し、運用の基本方針に基づいて運用します。

●分配原資の内訳

(単位:円、1万口当たり・税引前)

項目	第7期
	2021年4月21日～2022年4月20日
当期分配金	0
(対基準価額比率)	—%
当期の収益	—
当期の収益以外	—
翌期繰越分配対象額	2,717

*「当期の収益」および「当期の収益以外」は円未満切捨てのため、合計額が「当期分配金」と一致しない場合があります。

*当期分配金の「対基準価額比率」は当期分配金(税引前)の期末基準価額(分配金込み)に対する比率であり、ファンドの収益率とは異なります。

*投資信託の計理上、「翌期繰越分配対象額」が当該決算期末日時点の基準価額を上回ることがありますが、実際には基準価額を超えて分配金が支払われることはありません。

■今後の運用方針

当ファンドは引き続き、3つの資産(安定利回り資産、高利回り資産、成長資産)への配分を機動的に調整することで、所定の投資目標の実現に向けた運用を行う方針です。

【安定利回り資産】

インカム収入を重視したポートフォリオにおいては、各国中央銀行の金融引き締めや利回りの上昇を背景に国債や投資適格社債などの伝統的な安定利回り資産の魅力が高まっています。さらに、ロシアのウクライナへの侵攻に伴う地政学的な情勢や世界経済に対する見通しが悪化する中、国債や投資適格債券は資金の逃避先となる可能性があると見て、安定利回り資産への配分を高めました。また、国債利回りの上昇を受けて、米国国債のポジションを新たに構築しました。一方、中国国債の配分を引下げましたが、中国人民銀行(PBOC)が金融緩和策を講じている他、インフレ率が低い水準で推移する中、名目・実質利回りが共に魅力的な水準となっていることから、引き続き中国国債を選好しています。

【高利回り資産】

高利回り資産は当ファンドの3分の1以上を占めており、安定的なインカム収入という観点から選好してきましたが、バリュエーションの観点から割高感が出て来たことなどから、高利回り資産への配分を引下げました。高利回り資産は主にハイ・イールド債券と新興国債券で構成されていますが、中国の金融緩和策と魅力的な

利回り水準を背景に、とりわけアジアのハイ・イールド債券を選好しています。また、各国中央銀行が金融引き締めに舵を切る中、中国は金融緩和を実施するなど、アジアのハイ・イールド債券はアジア以外のクレジット市場との相関が低いと考えています。アジア以外のハイ・イールド債券については、バリュエーションの観点から配分を引下げました。新興国債券についてはバリュエーションが魅力的な水準であることから、現地通貨建て債券の配分を高めました。また、クレジット市場が回復する中、ローン担保証券は出遅れており、魅力的な利回り水準で価格が上昇する可能性があることから、ローン担保証券の配分を若干高めました。

【成長資産】

ロシアのウクライナ侵攻やそれに伴う制裁措置による貿易や金融への影響が短期的に世界経済に対するインフレ圧力を高めており、今しばらく物価上昇は継続し、もう一段上のレベルでそのピークを迎えると見ています。コモディティ価格の上昇が企業の景況感や消費者心理などを含む景気全般にどれほどの影響を及ぼし、またその影響がどの程度の期間に及ぶのかは現時点で定かではないものの、ある程度重要な意味を持つ可能性があると考えられます。株式は引き続き当ファンドの重要な組入資産であることから、株式の配分を高めました。一方で、欧州を巡る地政学的なリスクやスタグフレーションへの懸念に対応するため、デリバティブを利用して、リスク低減を図っています。その他、分散効果を高めるためインフラ資産などの非伝統的資産への投資を行っています。

今後も環境変化には留意しつつ、これまでと同様、景気動向に応じて3つの資産への配分を機動的に調整することで、リスクの低減を図りながら、相対的に高い利回りに着目した資産形成を目指してまいります。

■ 1万口（元本10,000円）当たりの費用明細

項目	第7期		項目の概要
	2021年4月21日～2022年4月20日		
	金額	比率	
(a)信託報酬	101円	0.857%	(a)信託報酬＝期中の平均基準価額×信託報酬率 期中の平均基準価額は11,797円です。
（投信会社）	(1)	(0.011)	委託した資金の運用の対価
（販売会社）	(97)	(0.825)	購入後の情報提供、交付運用報告書等各種書類の送付、口座内でのファンドの管理及び事務手続き等の対価
（受託会社）	(2)	(0.021)	運用財産の保管・管理、投信会社からの指図の実行の対価
(b)売買委託手数料	—	—	(b)売買委託手数料＝ $\frac{\text{期中の売買委託手数料}}{\text{期中の平均受益権口数}}$ 売買委託手数料は、有価証券等の売買の際、売買仲人に支払う手数料
(c)有価証券取引税	—	—	(c)有価証券取引税＝ $\frac{\text{期中の有価証券取引税}}{\text{期中の平均受益権口数}}$ 有価証券取引税は、有価証券の取引の都度発生する取引に関する税金
(d)その他費用	12	0.101	(d)その他費用＝ $\frac{\text{期中のその他費用}}{\text{期中の平均受益権口数}}$
（保管費用）	(0)	(0.002)	保管費用は、有価証券等の保管及び資金の送金・資産の移転等のために、海外における保管銀行等に支払う費用。また、信託事務の諸費用等が含まれます。
（監査費用）	(1)	(0.012)	監査費用は、ファンドの監査人等に対する報酬及び費用
（その他）	(10)	(0.087)	その他には、法定書類等（有価証券届出書、目論見書、運用報告書等）の作成、印刷、提出等に係る費用や法律顧問、税務顧問に対する報酬及び費用等が含まれます。
合計	113	0.958	

(注1) 期中の費用（消費税のかかるものは消費税を含む）は、追加、解約によって受益権口数に変動があるため、簡便法により算出した結果です。

(注2) 「金額」欄は、各項目毎に円未満を四捨五入しています。

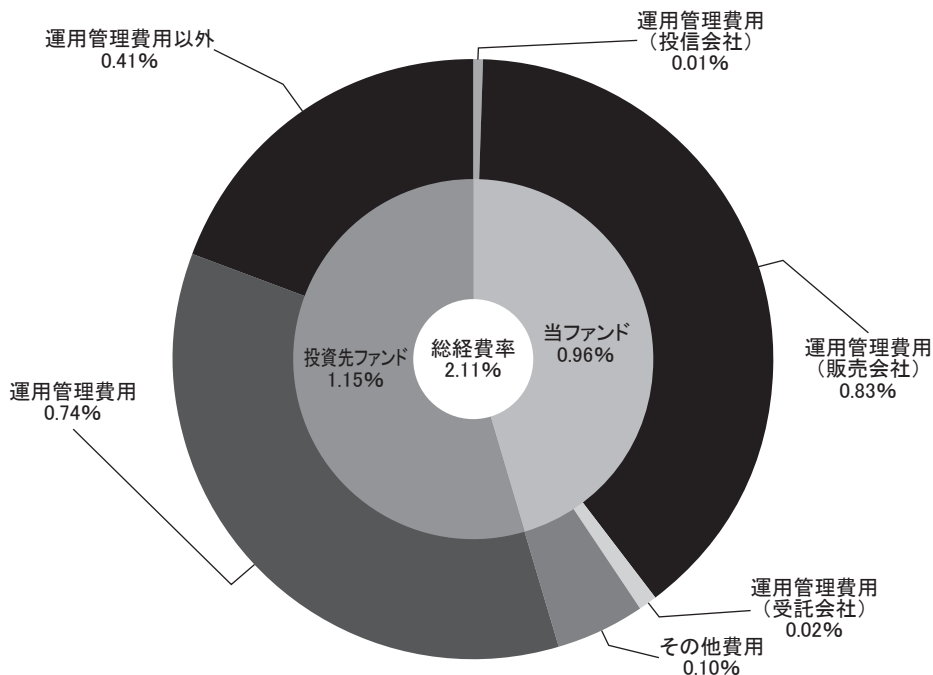
(注3) 「比率」欄は、1万口当たりのそれぞれの費用金額を期中の平均基準価額で除して100を乗じたものです。

(注4) 各項目の費用は、当ファンドが組み入れている投資信託証券（マザーファンドを除く。）が支払った費用を含みません。

(参考情報)

●総経費率

当期中の運用・管理にかかった費用の総額(原則として、募集手数料、売買委託手数料及び有価証券取引税を除く。)を期中の平均受益権口数に期中の平均基準価額(1口当たり)を乗じた数で除した総経費率(年率)は2.11%です。



総経費率(①+②+③)	2.11%
①当ファンドの費用の比率	0.96%
②投資先ファンドの運用管理費用の比率	0.74%
③投資先ファンドの運用管理費用以外の比率	0.41%

(注1)①の費用は、1万口当たりの費用明細において用いた簡便法により算出したものです。

(注2)各費用は、原則として、募集手数料、売買委託手数料及び有価証券取引税を含みません。

(注3)その他費用には、保管費用、監査費用以外に法定書類等(有価証券届出書、目論見書、運用報告書等)の作成、印刷、提出等に係る費用や法律顧問、税務顧問に対する報酬及び費用等が含まれます。

(注4)各比率は、年率換算した値です。

(注5)投資先ファンドとは、当ファンドが実質的に組入れている投資信託証券(マザーファンドを除く。)です。

(注6)①の費用は、マザーファンドが支払った費用を含み、投資先ファンドが支払った費用を含みません。

(注7)①の費用と②③の費用は、計上された期間が異なる場合があります。

(注8)上記の前提条件で算出したものです。このため、これらの値はあくまでも参考であり、実際に発生した費用の比率と異なります。

■売買及び取引の状況（2021年4月21日から2022年4月20日まで）

●投資信託受益証券、投資証券

	買 付		売 付	
	単位数又は口数	金 額	単位数又は口数	金 額
外国	千口	千アメリカ・ドル	千口	千アメリカ・ドル
FF-US DOLLAR CASH A ACC USD	—	—	0.17859	2
FF-GLOBAL MULTI ASSET INCOME A-ACC-USD	4.20581	55	120.14616	1,716

(注1) 金額は受渡し代金。

(注2) 金額の単位未満は切捨て。

■利害関係人との取引状況等（2021年4月21日から2022年4月20日まで）

(1) 期中の利害関係人との取引状況

区 分	当 期					
	買付額等 A	うち利害 関係人との 取引状況 B	B A	売付額等 C	うち利害 関係人との 取引状況 D	D C
	百万円	百万円	%	百万円	百万円	%
投 資 証 券	6	6	100.0	194	194	100.0
為 替	6	6	100.0	197	193	98.1

(2) 利害関係人の発行する有価証券等

種 類	当 期		
	買 付 額	売 付 額	期 末 保 有 額
そ の 他 有 価 証 券	百万円 6	百万円 194	百万円 698

(3) 期中の売買委託手数料総額に対する利害関係人への支払比率

項 目	当 期
売 買 委 託 手 数 料 総 額 (A)	— 千円
う ち 利 害 関 係 人 へ の 支 払 額 (B)	—
(B) / (A)	—

※利害関係人とは、投資信託及び投資法人に関する法律第11条第1項に規定される利害関係人であり、当ファンドに係る利害関係人とは、FIL DISTRIBUTORS、FIL LUXEMBOURG SA です。

■組入資産の明細 (2022年4月20日現在)

●ファンド・オブ・ファンズが組入れた外貨建ファンドの明細

ファンド名	当		期		末
	単位数又は口数	評 価 額		比 率	
		外貨建金額	邦貨換算金額		
FF-US DOLLAR CASH A ACC USD	千口 0.47934	千アメリカ・ドル 5	千円 702	% 0.1	
FF-GLOBAL MULTI ASSET INCOME A-ACC-USD	405.07853	5,391	697,834	99.1	
合 計	405.55787	5,397	698,536	99.2	

(注1) 邦貨換算金額は、期末の時価をわが国の対顧客電信売買相場の仲値により邦貨換算したものです。

(注2) 比率欄は、純資産総額に対する評価額(邦貨換算金額)の比率。

(注3) 評価額の単位未満は切捨て。

■投資信託財産の構成

(2022年4月20日現在)

項 目	当 期		末
	評 価 額	比 率	
投 資 証 券	千円 698,536	% 98.1	
コ ー ル ・ ロ ー ン 等 、 そ の 他	13,358	1.9	
投 資 信 託 財 産 総 額	711,894	100.0	

(注1) 外貨建資産は、期末の時価をわが国の対顧客電信売買相場の仲値により邦貨換算したものです。

なお、4月20日における邦貨換算レートは、1アメリカ・ドル=129.43円です。

(注2) 当期末における外貨建資産(699,652千円)の投資信託財産総額(711,894千円)に対する比率は、98.3%です。

(注3) 評価額の単位未満は切捨て。

■資産、負債、元本及び基準価額の状況

(2022年4月20日現在)

項 目	当 期 末
	円
(A) 資 産	712,789,749
コール・ローン等	13,162,971
投資証券(評価額)	698,536,350
未 収 入 金	895,131
そ の 他 未 収 収 益	195,297
(B) 負 債	8,782,484
未 払 金	907,021
未 払 解 約 金	4,623,025
未 払 信 託 報 酬	2,918,932
そ の 他 未 払 費 用	333,506
(C) 純 資 産 総 額(A-B)	704,007,265
元 本	558,037,172
次 期 繰 越 損 益 金	145,970,093
(D) 受 益 権 総 口 数	558,037,172口
1 万 口 当 り 基 準 価 額(C/D)	12,616円

(注1) 当期における期首元本額715,256,096円、期中追加設定元本額74,741,455円、期中一部解約元本額231,960,379円です。

(注2) 上記表中の次期繰越損益金がマイナス表示の場合は、当該金額が投資信託財産の計算に関する規則第55条の6第10号に規定する額(元本の欠損)となります。

■損益の状況

当期 自2021年4月21日 至2022年4月20日

項 目	当 期
	円
(A) 配 当 等 収 益	3,584,094
受 取 利 息	7
そ の 他 収 益 金	3,584,087
(B) 有 価 証 券 売 買 損 益	67,013,331
売 買 損 益	125,871,201
売 買 損 益	△58,857,870
(C) 信 託 報 酬 等	△7,034,777
(D) 当 期 損 益 金(A+B+C)	63,562,648
(E) 前 期 繰 越 損 益 金	59,378,602
(F) 追 加 信 託 差 損 益 金	23,028,843
(配 当 等 相 当 額)	(28,683,080)
(売 買 損 益 相 当 額)	(△5,654,237)
(G) 合 計(D+E+F)	145,970,093
次 期 繰 越 損 益 金(G)	145,970,093
追 加 信 託 差 損 益 金	23,028,843
(配 当 等 相 当 額)	(28,683,080)
(売 買 損 益 相 当 額)	(△5,654,237)
分 配 準 備 積 立 金	122,941,250

(注1) (B)有価証券売買損益は期末の評価換えによるものを含みます。

(注2) (C)信託報酬等には信託報酬に対する消費税等相当額を含めて表示していません。

(注3) (F)追加信託差損益金とあるのは、信託の追加設定の際、追加設定をした信託額から元本を差し引いた差額分をいいます。

(注4) 分配金の計算過程は以下の通りです。

	当 期
(a) 費用控除後の配当等収益	3,226,727円
(b) 費用控除後・繰越欠損金補填後の有価証券売買等損益	60,335,921円
(c) 収益調整金	28,683,080円
(d) 分配準備積立金	59,378,602円
(e) 分配可能額(a+b+c+d)	151,624,330円
1 万 口 当 たり 分 配 可 能 額	2,717.10円
(f) 分配金額	0円
1 万 口 当 たり 分 配 金 額(税 引 前)	0円

ご参考として以下に、フィデリティ・コア・インカム・ファンド(資産成長型)為替ヘッジなしが組入れている各投資信託証券の直前の作成期における運用内容を掲載いたします。

<補足情報>

フィデリティ・ファンズーグローバル・マルチ・アセット・インカム・ファンドの運用状況

■当ファンドの仕組みは次の通りです。

設 定 形 態	(毎月決算型)／(資産成長型)為替ヘッジあり：ルクセンブルグ籍証券投資法人／円建て (毎月決算型)／(資産成長型)為替ヘッジなし：ルクセンブルグ籍証券投資法人／米ドル建て
投 資 目 的	主としてグローバル債券およびグローバル株式に投資し、インカムの確保と中長期的な元本の成長を目指します。
決 算 日	4月30日

運用および純資産変動計算書

2021年4月30日に終了した年度

通貨	米ドル
投資収益	
受取配当金および受取利息	429,496,296
スワップ取引に係る受取利息	9,260,573
デリバティブ収益	15,345,637
雑益	—
純利益	454,102,506
費用	
運用報酬	119,154,184
管理費	29,199,869
国税	5,220,989
保管費用	1,827,362
販売手数料	8,242,699
成功報酬	—
その他費用	1,715,651
費用合計	165,360,754
スワップ取引に係る支払利息	4,996,581
デリバティブ費用	543,739
差金決済取引に係る財務費用	87,915
選付ブローカー費用	(48)
管理費用の払戻	(174,411)
払戻費用	—
費用選付	—
総費用	170,814,530
純投資収益(損失)	283,287,976
有価証券に係る実現純(損)益	323,718,549
外貨取引に係る実現純(損)益	204,019,985
差金決済取引に係る実現純(損)益	43,379,337
外国為替予約取引に係る実現純(損)益	241,358,071
オプション取引に係る実現純(損)益	(2,546,879)
先物取引に係る実現純(損)益	(195,723,360)
スワップ取引に係る実現純(損)益	(5,624,266)
有価証券に係る未実現評価(損)益の変動額	1,076,833,850
外貨取引に係る未実現評価(損)益の変動額	(3,823,634)
差金決済取引に係る未実現評価(損)益の変動額	5,109,813
外国為替予約取引に係る未実現評価(損)益の変動額	(87,453,127)
オプション取引に係る未実現評価(損)益の変動額	(434)
先物取引に係る未実現評価(損)益の変動額	73,229,918
スワップ取引に係る未実現評価(損)益の変動額	10,208,788
運用実績	1,965,974,587
受益者への分配金	(277,998,358)
設定解約	
当期設定額	1,351,100,242
当期解約額	(2,093,569,019)
調整勘定	(9,458,700)
設定解約に伴う増加(減少)額	(751,927,477)
純増加(減少)	936,048,752
純資産額	
期首	9,430,103,903
期末	10,366,152,655

投資資産明細表 2021年4月30日現在

国コード	通貨	株数または 額面価額	時価 (米ドル)	純資産 比率(%)	国コード	通貨	株数または 額面価額	時価 (米ドル)	純資産 比率(%)		
公認の証券取引所で取引される証券											
エネルギー											
TOTAL SE 2.125% VRN (Perpetual)	FR	EUR	14,019,221	16,645,718	0.16	Peru LNG Srl 5.575% 22/03/2030 Reg S	PE	USD	842,729	706,144	0.01
Petroleos Mexicanos 6.50% 15/03/2027	FR	EUR	10,897,189	15,757,501	0.15	Petrobras Global Finance 6.85% 05/06/2115	NL	USD	611,915	650,254	0.01
Total	FR	EUR	25,257,217	31,807,455	0.11	BP Capital Markets 4.575% VRN (Perpetual)	GB	USD	602,540	645,211	0.01
Periana Holdings 5.95% 19/04/2026	US	USD	10,132,019	11,087,455	0.11	Energy Transfer 2.5% 15/04/2029	US	USD	559,882	640,964	0.01
Wintershall Dea Finance 2 BV 5.00% VRN (Perpetual)	NL	EUR	8,906,483	10,507,157	0.10	Thaioil Treasury 2.50% 18/06/2030 Reg S	TH	USD	645,093	618,855	0.01
Medco Bell Ple 6.375% 30/1/2027 Reg S	SG	USD	9,740,669	10,012,434	0.10	CNPC Global Capital 2.00% 23/06/2030	VG	USD	645,093	608,873	0.01
BP Capital Markets 4.25% VRN (Perpetual)	GB	GBP	6,744,912	9,951,815	0.10	Shell Intl Finance 5.25% 06/04/2050	NL	USD	566,547	567,108	0.01
Oil and Gas Holding 8.375% 07/11/2028 Reg S	BH	USD	7,020,866	8,211,408	0.08	ONEOK Partner 4.90% 15/03/2025	US	USD	482,462	540,427	0.01
Kosmos Energy 7.50% 01/03/2028 Reg S	US	USD	9,513,788	9,085,668	0.09	SM Energy 6.625% 15/01/2027	US	USD	559,693	538,011	0.01
BP Capital Markets 3.25% VRN (Perpetual)	GB	EUR	6,744,912	8,719,255	0.08	Sinopec Overseas Dev. 2018 2.30% 08/01/2031 Reg S	VG	USD	535,911	519,893	0.01
Ecopetrol 6.875% 29/04/2030	CO	USD	7,098,212	6,818,649	0.08	Occidental Petroleum 5.50% 01/12/2025	US	USD	472,594	507,448	0.00
Galaxy Pipeline 2.94% 30/09/2040 Reg S	GB	USD	6,855,089	6,701,415	0.06	Occidental Petroleum 5.875% 01/09/2025	US	USD	455,658	496,376	0.00
Denbury	US	USD	116,284	6,224,658	0.06	PBF Holding 7.25% 15/04/2025	US	USD	581,468	495,700	0.00
China Petroleum & Chemical (H)	CN	HKD	11,322,918	5,599,529	0.05	Pump Intl Fin. 1.25% 06/10/2024 Reg S	LU	USD	486,321	495,106	0.00
China OTC	CN	HKD	4,955,358	5,218,254	0.05	Rango Resources 5.00% 15/03/2025	US	USD	482,272	493,424	0.00
Puma Intl Fin. 5.00% 24/01/2026 Reg S	LU	USD	5,140,224	5,189,672	0.05	China Merchants Energy Shipping (A)	CN	CNY	615,970	466,357	0.00
Respol Intl Finance 4.50% VRN 23/05/2075	NL	EUR	3,921,460	5,169,927	0.05	PTTEP Treasury Center 5.903% 06/12/2059 Reg S	TH	USD	446,414	452,715	0.00
BP Capital Markets 3.625% VRN (Perpetual)	GB	EUR	3,716,760	4,877,860	0.05	Energy Transfer 4.05% 15/05/2025	US	USD	413,246	446,619	0.00
Lundin Energy	SE	SEK	156,127	4,568,275	0.05	HPLCMittal Energy 5.45% 22/10/2026	IN	USD	405,655	426,509	0.00
Petroleos Mexicanos 7.69% 23/01/2050	MX	USD	4,109,843	4,270,257	0.05	Exxon Mobil	US	USD	477,522	426,337	0.00
Wintershall Dea Finance 2 BV 2.499% VRN (Perpetual)	NL	EUR	5,529,514	4,167,954	0.04	Energy Transfer LP 3.90% 15/07/2026	US	USD	390,984	425,286	0.00
Pertamina Persero 4.15% 25/02/2060 Reg S	ID	USD	4,002,496	3,923,016	0.04	Occidental Petroleum 2.90% 15/08/2044	US	USD	423,599	422,870	0.00
Adaro Indonesia 4.25% 31/10/2024 Reg S	ID	USD	5,811,297	3,921,826	0.04	Occidental Petroleum 4.40% 15/04/2046	US	USD	468,400	413,572	0.00
Mediac Oak Tree PE 3.375% 14/05/2026 Reg S	SG	USD	5,580,377	3,898,673	0.04	Leviathan Bond 6.50% 30/06/2027	IL	USD	369,365	411,314	0.00
Indika Energy Capital 8.25% 22/10/2025 Reg S	SG	USD	3,641,291	3,893,451	0.04	Saudi Arabian Oil 2.25% 24/11/2030 Reg S	KR	USD	402,382	389,549	0.00
Petron 5.95% VRN (Perpetual)	PH	USD	3,670,715	3,858,839	0.04	GS Caltex 1.625% 27/07/2025	IL	USD	381,390	381,478	0.00
HPLCMittal Energy 5.25% 28/04/2027	IN	USD	3,718,676	3,845,500	0.04	Chevron	US	USD	5,601	373,204	0.00
Enbridge 5.125% 15/11/2026 Reg S	CA	USD	3,570,217	3,746,757	0.04	Murphy Oil 5.875% 01/12/2027	US	USD	369,365	371,220	0.00
Shell Intl Finance 2.5% 12/09/2026	NL	USD	3,548,285	3,543,488	0.03	Murphy Oil USA 4.75% 15/09/2029	US	USD	346,784	364,557	0.00
Kosmos Energy 7.125% 04/04/2026 Reg S	US	USD	3,549,106	3,468,683	0.03	Energy Transfer 4.50% 15/04/2024	US	USD	390,985	340,508	0.00
Ecopetrol 5.875% 28/05/2045	CO	USD	3,230,910	3,445,136	0.03	SM Energy 6.75% 15/09/2026	US	USD	319,364	306,989	0.00
CGG 7.75% 01/04/2027 Reg S	FR	EUR	2,848,479	3,412,748	0.03	HPLCMittal Energy 5.40% 06/30/2030	IL	USD	246,781	277,614	0.00
Occidental Petroleum 7.50% 01/05/2031	US	USD	2,719,432	3,236,029	0.03	ONEOK 3.40% 01/09/2029	US	USD	241,304	252,296	0.00
Mongolian Mining 9.25% 15/04/2024 Reg S	SU	USD	3,585,211	3,166,865	0.03	Marathon Petroleum 6.50% 01/03/2041	US	USD	185,000	245,897	0.00
Respol Intl. Finance 3.75% VRN (Perpetual)	NL	EUR	2,352,876	3,029,025	0.03	Energy Transfer 5.00% 15/05/2050	US	USD	226,619	238,320	0.00
Engean Israel Finance 5.375% 30/03/2028	IL	USD	2,918,834	3,024,904	0.03	Valero Energy	US	USD	2,885	214,658	0.00
ABM Investments 7.125% 01/08/2027 Reg S	ID	USD	4,109,783	2,893,650	0.03	Occidental Petroleum 4.30% 15/08/2039	US	USD	234,562	206,824	0.00
Vollcure 6.575% 15/10/2023 Reg S	FR	EUR	2,284,440	2,758,584	0.03	Occidental Petroleum 7.50% 01/09/2027	US	USD	156,119	193,441	0.00
Petroleos Mexicanos 6.75% 21/09/2047	MX	USD	3,073,281	2,721,267	0.03	PTTEP Treasury 2.58% 10/04/2027 Reg S	TH	USD	180,423	186,827	0.00
Petrobars Global 6.75% 03/06/2050	NL	USD	2,440,316	2,672,146	0.03	Galp Energy SGPS	PT	EUR	16,029	181,216	0.00
BP Capital Markets 5.50% 01/03/2025	US	USD	2,421,255	2,652,217	0.03	COSCO SHIPPING Energy Transportation	CN	HKD	411,187	179,176	0.00
Petroleos Mexicanos 7.19% 12/09/2026 Reg S	MX	MXN	56,565,369	2,627,063	0.03	Cepsa Finance 0.75% 12/02/2028 EMTN	ES	EUR	128,679	149,864	0.00
Occidental Petroleum 6.625% 01/09/2030	US	USD	2,279,097	2,601,168	0.03	Hess 5.80% 15/02/2041	US	USD	136,759	160,935	0.00
Petroleos Mexicanos 6.50% 23/01/2029	MX	USD	2,447,659	2,496,980	0.02	Hess 5.80% 01/04/2047	US	USD	128,694	156,945	0.00
Occidental Petroleum 7.575% 16/09/2045	CO	USD	1,982,684	2,451,212	0.02	Neste	FI	EUR	2,541	154,104	0.00
CGG 8.75% 01/04/2027 144a	FR	EUR	2,374,287	2,386,827	0.02	Oil India 5.125% 04/02/2029	IN	USD	137,050	152,718	0.00
China Shenhua Energy (H)	CN	HKD	1,136,051	2,368,532	0.02	Cargill Pipeline	US	USD	129,666	113,860	0.00
Occidental Petroleum 8.875% 15/07/2030	US	USD	1,840,375	2,367,182	0.02	Canadian National Resources	CA	CAD	2,495	75,632	0.00
Thaioil Treasury Centre 4.875% 23/01/2045 Reg S	TH	USD	2,088,208	2,258,961	0.02	SFL Corp	NO	USD	1,170	56,357	0.00
Engean Israel Finance 5.875% 30/05/2031	IL	USD	2,135,588	2,210,328	0.02	DCP Midstream Oper. 8.125% 16/08/2030	US	USD	41,937	54,667	0.00
Vollcure 6.625% 15/10/2022 Reg S	FR	EUR	1,654,680	1,998,310	0.02	Enbridge	CA	CAD	2,948	55,904	0.00
Occidental Petroleum 6.125% 01/01/2031	US	USD	1,784,728	1,985,279	0.02	Petroleos Mexicanos 7.47% 12/11/2026	MX	MXN	715,912	31,317	0.00
Al Candelaria (Spain) 7.50% 15/12/2028 Reg S	ES	USD	1,700,144	1,942,542	0.02	Continental Resources 4.50% 15/04/2023	US	USD	21,614	22,680	0.00
CO SAGU S 1.25% 06/05/2028 Reg S	OM	USD	1,872,459	1,895,865	0.02	PTTEP Canada Intl Finance 6.35% 12/06/2042 Reg S	CA	USD	7,145	9,696	0.00
Origin Energy	AU	AUD	580,904	1,860,644	0.02	公益事業					
Petroleos Mexicanos 6.95% 28/01/2040	MX	USD	2,092,749	1,860,150	0.02	IT	EUR	3,956,837	39,354,815	0.38	
Equinor 3.125% 06/04/2030	NO	USD	1,649,653	1,767,378	0.02	GB	GBP	2,327,952	29,331,065	0.28	
Equinor	NO	NOK	86,155	1,758,641	0.02	FR	GBP	14,402,793	22,376,034	0.22	
QMW AG	AT	EUR	38,520	1,752,504	0.02	FR	EUR	16,568,345	21,225,597	0.20	
Apache 4.875% 15/11/2027	US	USD	1,622,627	1,714,111	0.02	IT	EUR	17,199,100	20,121,777	0.19	
Chesapeake Energy	US	USD	36,016	1,672,293	0.02	IE	EUR	15,745,162	19,596,113	0.19	
Energy Transfer 6.25% 15/04/2049	US	USD	1,379,710	1,646,283	0.02	MU	EUR	12,621,129	12,859,310	0.12	
Targa Resources Petroleum Partners 5.125% 15/04/2026	US	USD	1,562,141	1,639,233	0.02	GB	GBP	7,197,012	10,576,735	0.10	
Petroleos Mexicanos 6.35% 12/02/2048	MX	USD	1,835,744	1,566,927	0.02	IN	USD	6,127,057	7,581,545	0.07	
Petroleos Mexicanos 5.95% 28/01/2031	MX	USD	1,554,264	1,502,740	0.02	HK	USD	4,780,526	7,361,907	0.07	
PBF Logistics Finance 6.475% 15/05/2023	US	USD	1,502,462	1,502,462	0.01	GR	EUR	5,489,371	6,837,420	0.07	
Centrac Midstream Partners S.75% 01/04/2025	US	USD	1,411,330	1,451,906	0.01	MU	USD	6,304,540	6,782,109	0.07	
Respol International Fin. 4.28% VRN (Perpetual)	NL	EUR	1,024,285	1,358,089	0.01	VG	USD	5,829,707	6,619,225	0.06	
Ecopetrol 4.125% 16/01/2025	CO	USD	1,211,591	1,291,229	0.01	CA	USD	6,340,000	6,380,440	0.06	
Equinor 3.70% 06/04/2050	NO	USD	1,128,696	1,224,043	0.01	NL	USD	6,534,218	6,546,359	0.06	
Petrol China (H)	CN	HKD	1,354,364	1,216,262	0.01	PT	EUR	6,487,981	6,161,843	0.06	
PBF Holding 6.00% 15/02/2028	US	USD	1,458,912	1,101,479	0.01	FI	EUR	5,042,990	6,094,081	0.06	
Thaioil Treasury Center 5.50% 17/10/2049 Reg S	TH	USD	1,241,526	1,093,500	0.01	CN	HKD	1,174,127	5,952,517	0.05	
Petroleos Mexicanos 6.75% 21/04/2027 EMTN	MX	EUR	985,183	1,092,463	0.01	PH	USD	5,000,632	5,608,994	0.05	
Vollcure 2.25% 30/09/2025	FR	EUR	881,830	1,037,059	0.01	ID	USD	5,203,192	5,334,447	0.05	
SM Energy 5.625% 01/06/2025	US	USD	1,025,018	1,025,772	0.01	ZA	USD	4,779,412	5,318,795	0.05	
NAK Naflogaz Ukraine via Kondor 7.125% 19/07/2024	GB	EUR	796,628	971,803	0.01	US	USD	2,003,141	5,267,246	0.05	
BP Capital Markets 3.725% 28/11/2028	GB	USD	858,782	952,473	0.01	GB	GBP	3,729,011	5,253,809	0.05	
KazMunoyGas 6.375% 24/10/2048 Reg S	KZ	USD	734,298	946,328	0.01	CZ	EUR	3,883,563	4,658,806	0.04	
Energy Transfer 6.00% 15/06/2048	US	USD	819,824	916,206	0.01	GB	GBP				

国コード	通貨	株数または 額面価額	時価 (米ドル)	純資産 比率(%)	国コード	通貨	株数または 額面価額	時価 (米ドル)	純資産 比率(%)		
United Rentals	US	USD	8,807	2,830,562	0.03	MSC Industrial Direct	US	USD	2,312	209,532	0.00
Vinci	FR	EUR	24,445	2,688,063	0.03	CMHI Finance BVI 4.375% 06/08/2023	VG	USD	196,608	209,522	0.00
Mico City Airport Trust S.50% 31/07/2047 Reg S	MX	USD	2,631,251	2,687,095	0.02	Yao 2.25% 30/01/2031	FI	EUR	2,548	200,271	0.00
Embraer Netherlands Fin. 6.5% 17/01/2028 Reg S	NL	USD	2,309,856	2,600,205	0.03	CMB International 2.75% 12/08/2030 EMTN	HK	USD	202,074	195,135	0.00
TransDigm 7.50% 15/03/2027	US	USD	2,316,195	2,484,281	0.02	Goodman HK Finance 3.00% 22/07/2030 EMTN	KY	USD	184,889	185,661	0.00
Abu Dhabi Ports 2.50% 06/05/2031 EMTN	AE	USD	2,490,493	2,445,353	0.02	Aurizon Holdings	AU	AUD	61,534	177,474	0.00
Rolls-Royce 5.75% 15/10/2027 144A	GB	USD	2,265,197	2,437,979	0.02	ANIX Intl. Finance 3.30% 23/09/2030	VG	USD	176,637	169,167	0.00
Hagwell International 2.50% 01/11/2026	US	USD	2,351,153	2,351,153	0.02	Ashted Capital 4.375% 15/08/2027 144A	US	USD	160,869	168,913	0.00
IAG 0.625% 17/11/2022	ES	EUR	1,975,424	2,298,135	0.02	Airbus 2.375% 09/04/2040 EMTN	NL	EUR	121,698	166,875	0.00
Allegion 5.50% 01/10/2029	IE	USD	2,161,429	2,297,947	0.02	Boustead Singapore	SG	SGD	206,487	156,593	0.00
Austroradre per l'Italia 1.75% 24/06/2026/ EMTN	IT	EUR	1,854,310	2,291,635	0.02	RAC Bond 4.87% 06/05/2026 EMTN	GB	GBP	88,478	133,295	0.00
US 4.625% 14/09/2028 MTN	SE	USD	2,002,041	2,254,320	0.02	Yao 2.25% 30/01/2031	US	USD	136,094	133,094	0.00
Ashted Group	GB	GBP	55,025	2,255,961	0.02	HRLnetgroup	SG	SGD	267,772	130,671	0.00
Jardine Matheson Holdings (SG)	HK	USD	31,515	2,115,238	0.02	Nan Fung Treasury 5.00% 05/09/2028 EMTN	VG	USD	107,182	118,740	0.00
China Singyes Energy Hldgs 6.00% 19/12/2022 Reg S	BM	USD	2,316,091	2,096,070	0.02	Experian	IE	GBP	2,854	110,265	0.00
Festool	US	USD	37,658	1,992,558	0.02	Canadian National Railway	CA	CAD	992	106,655	0.00
Ferguson	GB	GBP	15,764	1,991,908	0.02	Atlas Copco	SE	SEK	1,754	106,475	0.00
Adeco Group	CH	CHF	28,632	1,939,740	0.02	National Express Group 2.375% 20/11/2028	GB	GBP	72,391	103,374	0.00
GMR Intl Airport 5.375% 10/04/2024 Reg S	IN	USD	1,823,801	1,874,101	0.02	Booz Allen Hamilton Holding (A)	US	USD	1,093	90,968	0.00
Hyundai Mipo Dockyard	KR	USD	24,321	1,867,610	0.02	Intertek Group	GB	GBP	1,060	90,059	0.00
Intrum	SE	SEK	52,969	1,827,004	0.02	Canadian Pacific Railway	CA	CAD	218	83,511	0.00
Intrum 3.125% 15/07/2024 Reg S	SE	EUR	1,501,275	1,821,265	0.02	China Index Holdings ADR	CN	USD	35,910	79,003	0.00
WU Grainger	US	USD	4,036	1,773,832	0.02	Asso Abloy (B)	SE	SEK	2,720	77,659	0.00
Danieli & C Office Meccaniche	IT	EUR	71,672	1,759,060	0.02	Royal Capital BV 5.50% VRN (Perpetual)	NL	USD	71,455	71,491	0.00
DCC	IE	EUR	19,845	1,725,322	0.02	Samsung Heavy 3.50% VRN (Perpetual) EMTN	VG	USD	68,775	69,127	0.00
Boeing 5.04% 01/05/2027	US	USD	1,492,784	1,714,922	0.02	Epiroc (A)	SE	SEK	5,123	67,806	0.00
Bouygues	FR	EUR	39,664	1,700,377	0.02	China St. Constr. Fin. (KY) 6.00% VRN (Perpetual)	KY	USD	61,094	62,393	0.00
Honeywell International 2.70% 15/08/2029	US	USD	1,592,124	1,681,556	0.02	Hock Lion Seng Holdings	SG	SGD	274,967	50,544	0.00
PH Global Container Terminal Services	PH	PHP	609,616	1,644,797	0.02	Reliance Bros Auctioneers	CA	CAD	603	48,603	0.00
NCC (B)	SE	SEK	86,026	1,627,623	0.02	Nan Fung Treasury 4.875% 29/05/2024 EMTN	VG	USD	17,864	19,298	0.00
YIT	FI	EUR	258,919	1,604,253	0.02	CMHI Finance BVI 5.00% 06/08/2028	VG	USD	9,125	11,145	0.00
Doric Nimrod Air Three (Prefd)	GB	GBP	2,853,520	1,579,309	0.02	China Railway Xunjie 5.25% 28/07/2026	VG	USD	7,845	7,520	0.00
RELX	SE	SEK	59,451	1,537,287	0.02	Yao Treasury 2.50% 12/04/2026 GMTN	FI	EUR	7,145	7,487	0.00
RELX	GB	GBP	57,080	1,484,405	0.02	Chengdu Communications Group 4.75% 13/12/2027	CN	USD	7,145	7,432	0.00
Hochtief	DE	EUR	15,477	1,451,987	0.01	China Merchants Finance 5.00% 04/05/2022	VG	USD	7,145	7,408	0.00
Sinotruk (Hong Kong)	CN	HKD	567,798	1,395,266	0.01						
Beijing Capital International Airport (H)	CN	HKD	1,840,371	1,335,548	0.01						
Patrick Basin Shipping	HK	HKD	3,729,721	1,307,901	0.01						
Koentec	KR	KRW	154,006	1,255,683	0.01						
General Electric 6.75% 15/03/2032	US	USD	923,139	1,250,476	0.01	情報技術					
Yunda Holdings 2.25% 19/08/2025	VG	USD	1,253,138	1,239,001	0.01	Taiwan Semiconductor Manufacturing	TW	TWD	3,512,312	74,092,111	0.71
Boeing 2.19% 04/02/2026	US	USD	1,210,145	1,211,776	0.01	Samsung Electronics Perpetual (Prefd)	KR	KRW	797,853	52,457,514	0.51
CSSC Capital 2015 3.00% 13/02/2030	VG	USD	1,159,353	1,100,711	0.01	Cisco Systems	US	USD	860,165	45,593,142	0.42
Daqin Railway (A)	CN	CNY	1,021,806	1,085,435	0.01	Intel	US	USD	592,423	34,295,395	0.33
Eis 2.875% 15/02/2026 EMTN	FR	EUR	796,628	1,021,062	0.01	Tencent Holdings	CN	HKD	412,674	32,937,175	0.32
ComcastGlo	SG	USD	750,501	975,589	0.01	Network 2i 5.650% VRN (Perpetual) Reg S	MJ	USD	20,220,478	21,580,306	0.21
Illinois Tool Works 2.65% 15/11/2026	US	USD	868,451	935,403	0.01	Text Instruments	US	USD	113,565	20,609,862	0.20
Mexico City Airport 5.50% 31/10/2046 Reg S	MX	USD	917,872	932,829	0.01	Samsung Electronics	KR	KRW	243,831	17,808,385	0.17
Singapore Technologies Engineering	SG	SGD	301,328	871,484	0.01	Orano 3.375% 23/04/2026 EMTN	FR	EUR	10,695,917	13,959,835	0.13
Empresa de Ferrocarriles 3.065% 16/08/2030 Reg S	ES	USD	969,765	847,587	0.01	Lenovo Group 3.375% 24/01/2024	HK	USD	7,711,266	12,950,575	0.12
Guangzhou Railway (H)	CN	USD	4,094,460	821,568	0.01	Network 2 2.25% 03/11/2027	IT	EUR	21,857,592	10,457,107	0.10
Yangzijiang Shipbuilding Holdings	CN	SGD	750,541	805,257	0.01	Network 2i 3.975% VRN (Perpetual) Reg S	MU	USD	10,110,035	10,161,894	0.10
CTIC 6.80% 17/01/2025 EMTN	HK	USD	714,547	781,653	0.01	KLA-Tencor	US	USD	26,274	8,541,871	0.08
Air Lease 3.125% 01/12/2030	US	USD	759,840	760,205	0.01	Worldline (France)	FR	EUR	80,800	7,905,822	0.08
Intrum 4.875% 15/08/2025 Reg S	SE	USD	592,324	750,794	0.01	Orano 2.75% 08/03/2028 EMTN	FR	EUR	6,221,229	7,824,972	0.07
Seaspan 6.50% 29/04/2026	MH	USD	725,827	738,075	0.01	MediaTek	TW	TWD	152,977	6,406,886	0.06
Rexel 2.125% 15/06/2028	FR	EUR	588,115	718,705	0.01	Nexi 1.75% 24/04/2027	IT	EUR	3,990,177	5,660,339	0.05
Boeing 3.10% 01/05/2026	US	USD	666,526	701,276	0.01	Lenovo Group	FR	EUR	4,109,640	5,642,996	0.05
Indico Energy Capital Pie 8.575% 09/11/2024 Reg S	SG	USD	672,119	680,680	0.01	NANER	HK	HKD	17,496	5,602,147	0.05
DAE Funding 3.375% 20/03/2028 Reg S	US	USD	679,857	680,358	0.01	Baidu ADR	CN	USD	24,800	5,244,278	0.05
Keppel	SG	SGD	167,375	679,745	0.01	Hon Hai Precision Industry	TW	TWD	1,242,937	5,106,490	0.05
CMB International 1.875% 12/08/2025 EMTN	HK	USD	678,820	668,550	0.01	Global Payments	US	USD	22,637	4,859,790	0.05
Air China (H)	CN	HKD	842,816	656,204	0.01	PayPal Holdings	US	USD	20,624	4,820,377	0.05
China Southern Airlines (H)	CN	HKD	977,315	641,550	0.01	Fidelity National Information Services	US	USD	30,279	4,604,858	0.04
BOC Aviation 3.25% 29/04/2025 Reg S	SG	USD	614,511	642,726	0.01	Microsoft	US	USD	17,449	4,394,928	0.04
CSSC Capital 2015 2.50% 13/02/2025	VG	USD	571,638	572,815	0.01	Xiaomi	CN	HKD	1,315,598	4,164,796	0.04
Hovmet Aerospace 5.95% 01/02/2037	US	USD	432,270	519,892	0.01	VMware 2.95% 21/08/2022	US	USD	3,956,187	4,075,477	0.04
Nan Fung Treasury 3.25% 27/08/2030 EMTN	VG	USD	518,047	519,621	0.01	PayPal Holdings	US	USD	14,919	3,937,047	0.04
Fly Leasing 5.25% 15/10/2024	BM	USD	443,561	453,452	0.00	MasterCard	US	USD	10,154	3,894,823	0.04
Eastern Century 1.00% 10/09/2023 EMTN	VG	USD	426,049	424,889	0.00	PayPal Holdings 2.85% 01/10/2029	US	USD	3,561,017	3,765,601	0.04
SATS	SG	SGD	138,329	420,817	0.00	Wynn	TW	TWD	111,090	3,616,064	0.03
Intrum 2.75% 15/07/2022 Reg S	SE	EUR	318,447	384,047	0.00	Lenovo Group 3.25% 15/11/2027	US	USD	3,290,389	3,568,853	0.03
United Parcel Service	US	USD	1,876	380,686	0.00	SMC Optical Technology (H)	HK	HKD	134,947	3,278,691	0.03
Adani Intl. Cont. Term. 3.00% 16/02/2031 Reg S	IN	USD	367,992	350,584	0.00	Taiwan Semiconductor Manufacturing ADR	TW	USD	23,456	2,760,262	0.03
Union Pacific	FR	EUR	1,582	349,519	0.00	SUNEVision Holdings	HK	HKD	2,568,756	2,651,448	0.03
Finco Group	MY	USD	297,247	347,929	0.00	Cappemini	FR	EUR	14,145	2,593,252	0.03
Holding of Infrastructures 2.50% 04/05/2027 EMTN	FR	EUR	241,504	323,019	0.00	ASM Pacific Technology	FI	EUR	1,799,977	2,399,679	0.02
3M	US	USD	1,634	320,802	0.00	Z Holdings	JP	JPY	151,247	2,286,144	0.02
Southwest Airlines 5.125% 15/06/2027	US	USD	266,611	311,447	0.00	Kuaishou Technology	JP	JPY	494,955	2,283,062	0.02
BOC Aviation	SG	HKD	35,314	300,022	0.00	Hill.com Holdings	HK	HKD	66,745	2,256,897	0.02
Adani Port& Special Econ. 4.00% 30/07/2027 Reg S	IN	USD	285,355	296,949	0.00	Sage Group	US	USD	14,462	2,251,287	0.02
Illinois Tool Works	US	USD	1,228	283,751	0.00	Apple	GB	GBP	254,504	2,246,683	0.02
MTR 1.625% 19/08/2030 EMTN	HK	USD	297,608	282,235	0.00	ASM International	NL	EUR	16,576	2,205,429	0.02
Waste Management	US	USD	2,042	280,753	0.00	Autostar ADR (A)	US	USD	7,173	2,182,600	0.02
Norfolk Southern	US	USD	1,007	279,520	0.00	S&S Technologies Holdings	US	USD	23,642	2,177,484	0.02
ITOCHU	JP	JPY	8,748	273,127	0.00	Amdocs	US	USD	27,592	2,128,579	0

国コード	通貨	株数または 額面価値 (米ドル)	時価 (米ドル)	純資産 比率(%)	国コード	通貨	株数または 額面価値 (米ドル)	時価 (米ドル)	純資産 比率(%)		
Venture	SG	SGD	91,578	1,382,755	0.01	Verisure Holding 3.25% 15/02/2027 Reg S	SE	EUR	4,794,136	5,798,683	0.06
HTA Group 7.00% 18/12/2025 Reg S	MU	USD	1,168,757	1,251,318	0.01	Mellanix 0.56% 27/04/2027	KY	USD	5,548,675	5,740,104	0.06
Amdocs IT Group 1.50% 09/04/2025	ES	EUR	759,840	1,239,093	0.01	MGM China Finance 5.25% 18/06/2025 Reg S	KY	USD	5,486,442	5,735,351	0.04
Brookridge Financial Solutions	US	USD	1,782,916	1,236,949	0.01	Ford Motor 8.50% 21/04/2023	US	USD	5,046,587	5,664,794	0.05
Appen	AU	AUD	99,409	1,198,634	0.01	Shenzhou International Group Holdings	CN	HKD	255,508	5,611,596	0.05
Cellex Finance Co 2.00% 15/02/2033 EMTN	KR	USD	1,013,120	1,195,935	0.01	MercadoLibre	AR	USD	5,524	5,573,220	0.05
NAVER 1.50% 29/03/2026	ES	EUR	1,192,145	1,192,945	0.01	LMVM Mosti Hennessy Louis Vuitton	FR	EUR	7,061	5,319,543	0.05
HCL America 1.87% 10/03/2026 Reg S	US	USD	1,178,253	1,161,330	0.01	Studio City Finance 6.00% 15/07/2025 Reg S	US	USD	5,028,891	5,314,879	0.05
SK Hynix 1.50% 19/01/2026 Reg S	KR	USD	1,071,821	1,062,172	0.01	Ford Motor 9.625% 22/04/2030	US	USD	5,725,565	5,231,363	0.05
Tele. Linc Ericsson 1.875% 01/03/2024 EMTN	SE	EUR	796,628	1,008,162	0.01	Wynn Macau 5.50% 01/10/2027 Reg S	KY	USD	4,841,031	5,085,503	0.05
Cellex Finance Co 1.25% 15/01/2029 EMTN	ES	EUR	855,154	1,004,289	0.01	Mellanix 0.43% 27/04/2028	KY	USD	4,933,711	5,084,190	0.05
SAP	DE	EUR	6,189	869,451	0.01	Resorts World Las Vegas 4.625% 04/04/2031 Reg S	US	USD	4,665,924	4,769,124	0.04
Twilio 3.875% 15/03/2031	US	USD	620,179	637,234	0.01	Champion Path Holdings 4.50% 27/01/2026	VG	USD	4,471,506	4,669,213	0.04
China Railway Signal & Communication Corp (H)	CN	HKD	1,546,428	614,088	0.01	Mellian (B)	CN	HKD	117,282	4,495,101	0.04
WVmore 4.65% 15/05/2027	US	USD	535,221	612,583	0.01	JD.com (A)	CN	HKD	109,178	4,226,661	0.04
Twilio 3.25% 15/03/2029	US	USD	591,952	604,289	0.01	Hyundai Mobis	KR	KRW	17,247	4,174,314	0.04
Tencent Holdings 2.35% 03/04/2030 Reg S	KY	USD	607,365	594,587	0.01	Dongpeng Motor Group (H)	CN	HKD	5,451,371	3,945,992	0.04
ATEM Holdings	SG	SGD	170,193	525,138	0.01	Verisure Midholding 5.25% 15/02/2029 Reg S	SE	EUR	3,164,939	3,934,453	0.04
Oracle 3.65% 25/05/2041	US	USD	499,895	510,611	0.00	JLR Automotive 5.875% 15/01/2028 144A	GB	USD	3,872,322	3,932,924	0.04
ASML Holding	NL	EUR	764	497,700	0.00	Arqiva Broadcast Finance 6.75% 30/09/2023	GB	GBP	2,691,384	3,854,084	0.04
Nvidia	US	USD	591,516	464,655	0.00	Resorts World Las Vegas 4.625% 04/04/2031 Reg S	US	USD	3,563,741	3,726,124	0.04
Xiaomi Best Intell. Int. 3.375% 29/04/2030 Reg S	HK	USD	401,933	403,081	0.00	Volkswagen Int'l Finance 4.125% 16/11/2038	NL	EUR	2,226,198	3,714,326	0.04
SK Hynix 1.00% 19/01/2024 Reg S	KR	USD	395,681	395,604	0.00	Midea Group	CN	CNY	292,932	3,620,266	0.03
Oracle 1.65% 29/05/2026	US	USD	345,261	347,087	0.00	Hyundai Motor	KR	KRW	18,326	3,485,456	0.03
UHS Holdings	SG	SGD	277,597	321,056	0.00	Volvo Cars 5.00% 03/06/2024	SE	EUR	3,515,741	3,460,353	0.03
Atech Global	JP	JPY	277,597	297,833	0.00	Future Retail 5.60% 22/01/2025 Reg S	IN	USD	4,165,760	3,337,149	0.03
Tokyo Electron	JP	JPY	619	277,493	0.00	Huayu Automotive Systems (A)	CN	CNY	815,418	3,285,320	0.03
Accenture	IE	USD	948	274,807	0.00	Ziggo 4.25% 15/01/2027 Reg S	NL	EUR	2,612,324	3,274,521	0.03
Broadcom	US	USD	4,413	261,630	0.00	SK Automotive 6.875% 15/01/2026 Reg S	GB	GBP	2,354,338	3,250,608	0.03
Monaco ADR	CN	USD	16,684	244,917	0.00	Li & Fung 5.25% (Perpetual) EMTN	BM	USD	4,288,322	3,184,080	0.03
Oracle	US	USD	3,152	238,390	0.00	TJUI 5.00% 14/04/2028	DE	EUR	2,304,662	3,054,477	0.03
Zhejiang Dahua Technology (A)	CN	CNY	64,274	232,523	0.00	Jaguar Land Rover 5.875% 15/11/2024 Reg S	GB	EUR	2,315,804	3,028,080	0.03
Applied Materials	US	USD	1,696	226,216	0.00	ML Holdings Pie 5.00% 03/06/2024	HK	HKD	580,556	2,988,626	0.03
Qualcomm	US	USD	1,614	225,547	0.00	EVQACA 4.25% FRN 01/11/2026 Reg S	IT	EUR	2,650,483	2,981,520	0.03
Tencent Holdings 1.81% 26/01/2026 Reg S	KY	USD	219,828	223,474	0.00	Kering	FR	EUR	3,717	2,980,393	0.03
International Business Machines	US	USD	1,547	218,635	0.00	MGH China Holdings 5.875% 15/05/2026 Reg S	KY	USD	2,683,788	2,824,258	0.03
Sage Group 1.625% 25/02/2051	GB	GBP	160,869	216,497	0.00	Lenor 5.875% 15/11/2024	US	USD	2,295,251	2,612,154	0.03
Intex	US	USD	467	194,432	0.00	Lowes 4.25% FRN 01/11/2026 Reg S	US	USD	1,828,699	2,518,702	0.02
Lam Research	US	USD	299	188,038	0.00	Caesars Entertainment	US	USD	24,597	2,407,847	0.02
Computershare	AU	AUD	17,226	187,654	0.00	Time Warner Cable 5.25% 15/07/2042	US	GBP	1,315,057	2,393,142	0.02
Marble IT Plc 5.30% 20/04/2022 Reg S	SG	USD	178,637	179,307	0.00	CPUK Finance 4.25% 28/02/2022 Reg S	GB	GBP	1,883,727	2,354,092	0.02
Brother Industries	JP	JPY	8,041	170,475	0.00	Guangzhou Automobile Group (H)	CN	HKD	1,545,972	2,170,997	0.02
Automatic Data Processing	US	USD	897	167,053	0.00	Electrolux	SE	SEK	75,500	2,122,605	0.02
SK Hynix 2.375% 19/01/2031 Reg S	KR	USD	166,902	160,422	0.00	Cirsa Finance Int'l. Sari 4.75% 22/05/2025 Reg S	LU	EUR	1,803,792	2,118,601	0.02
Trend Micro	JP	JPY	3,358	159,820	0.00	CNRC Holdings 5.375% 19/09/2022 EMTN	GB	GBP	1,435,990	2,095,033	0.02
HCL	US	USD	4,413	152,459	0.00	CPUK Finance 4.875% 28/08/2025 Reg S	GB	GBP	1,434,175	2,016,299	0.02
Tencent Holdings 3.24% 03/04/2030 Reg S	KY	USD	160,869	146,553	0.00	Sea ADR	SG	USD	7,926	2,015,360	0.02
NXP Semiconductors	NL	USD	728	141,945	0.00	Mellanix 3.05% 28/10/2030 Reg S	US	USD	2,039,140	1,978,088	0.02
Analog Devices	US	USD	900	139,282	0.00	Uzauto Motors A3 4.85% 04/05/2026 Reg S	UZ	USD	1,199,691	1,929,290	0.02
Hangzhou Hikvision Digital Technology (A)	CN	CNY	14,077	135,997	0.00	Sands China 4.375% 18/06/2030 Reg S	KY	USD	1,766,475	1,886,803	0.02
Seagate Technology	US	USD	1,380	128,540	0.00	Berkley Group Holdings	US	USD	1,850	1,859,810	0.02
TE Connectivity	CH	USD	938	127,283	0.00	Zhejiang Semir Garment (A)	CN	CNY	1,019,663	1,843,289	0.02
Microchip Technology	US	USD	819	125,267	0.00	Weifu High-Tech Group	CN	HKD	814,354	1,785,098	0.02
Cognizant Technology Solutions (A)	US	USD	1,518	122,257	0.00	Lik Fook Holdings International	HK	HKD	711,160	1,778,090	0.02
Intel	US	USD	1,187	116,197	0.00	Ti Fluid Systems	IE	GBP	429,187	1,769,655	0.02
Motorola Solutions	US	USD	604	113,549	0.00	Virgin Media 5.00% 15/07/2028 144A	HK	USD	1,612,949	1,656,643	0.02
Skyworks Solutions	US	USD	602	110,060	0.00	Brilliance China Automotive Holdings	HK	HKD	1,733,603	1,629,483	0.02
NetApp	US	USD	1,395	105,151	0.00	Faurecia	FR	EUR	29,496	1,593,369	0.02
CMC Materials	US	USD	527	97,239	0.00	Academedia	SE	SEK	811,298	1,571,198	0.02
Tetraleyte	US	USD	1,090	100,353	0.00	Service International 3.375% 15/08/2030	US	USD	1,612,949	1,568,053	0.02
Maximus	US	USD	539	98,504	0.00	Hornbach Holding	DE	EUR	16,602	1,552,949	0.01
MKS Instruments	US	USD	599	97,317	0.00	Infarma	GB	GBP	196,499	1,528,543	0.01
Jack Henry & Associates	US	USD	7,925	93,895	0.00	Baumstar (B)	DE	EUR	37,477	1,495,179	0.01
CMC Materials	US	USD	256	94,206	0.00	Studio City Finance 6.50% 15/01/2028 144A	VG	USD	1,383,910	1,498,263	0.01
Monolithic Power Systems	US	USD	1,086	94,094	0.00	LHMC Finco 7.25% 02/10/2025 Reg S	LU	EUR	1,325,820	1,472,905	0.01
Cognex	US	USD	921	93,174	0.00	Ziggo Bond 6.00% 15/01/2027 144A	NL	USD	1,359,716	1,421,753	0.01
Dolby Laboratories	US	USD	712	88,054	0.00	Focus Media Information Technology	CN	USD	821,778	1,364,542	0.01
Citrix Systems	US	USD	325	87,831	0.00	Yum! Brands 5.80% 01/11/2029	US	USD	1,260,402	1,342,643	0.01
Latitude	US	USD	1,615	86,680	0.00	Genling (Singapore)	SG	SGD	1,964,255	1,272,656	0.01
CDK Global	US	USD	808	86,206	0.00	Sands China 5.40% 08/08/2028	KY	USD	1,062,889	1,206,029	0.01
Universal Display	US	USD	1,004	85,829	0.00	Coupaang	KR	USD	25,856	1,087,945	0.01
Power Integrations	US	USD	26,791	85,299	0.00	Cirsa Finance Int'l 3.625% FRN 30/09/2025 Reg S	US	USD	930,688	1,071,171	0.01
Tech Holdings 2.985% 19/01/2023 Reg S	KY	USD	17,864	19,215	0.00	King Power Capital 5.625% 03/11/2024	VG	USD	866,567	986,895	0.01
Tencent Holdings 3.595% 19/01/2028 Reg S	KY	USD	7,145	7,689	0.00	Time Warner Cable 5.75% 02/06/2031	US	GBP	551,884	967,598	0.01
SGSP Australia Assets 3.25% 29/07/2026 EMTN	AU	USD	7,145	7,635	0.00	Yum! Brands 4.625% 31/01/2032	US	USD	864,541	904,526	0.01
Foxconn Far East 3.00% 25/09/2026 EMTN	KY	USD	7,145	7,635	0.00	MGM Resorts International 4.75% 01/05/2025	US	USD	671,278	759,440	0.01
			536,763,475	5.18		Prusa 3.68% 21/01/2030 Reg S	NL	USD	719,849	753,219	0.01
						Toll Brothers Finance 4.875% 15/11/2025	US	USD	666,526	748,939	0.01
一般消費財・サービス						Zhejiang Semir Garment (A)	CN	CNY	410,033	741,233	0.01
Alibaba Group Holding ADR	CN	USD	116,053	26,947,394	0.26	Jardine Cycle & Carriage	GB	GBP	47,259	717,686	0.01
Bridgestone	JP	JPY	572,738	22,971,155	0.22	Academedia	US	USD	647,599	699,407	0.01
Melco Resorts Finance 5.375% 04/12/2029 Reg S	KY	USD	20,532,329	21,868,984	0.21	General Motors 6.80% 01/10/2027	US	USD	525,356	660,712	0.01
Rokuten Group 4.25% VRN (Perpetual) Reg S	JP	EUR	14,619,612	17,971,413	0.17	Genm Capital Labuan 3.882% 19/04/2031 Reg S	MY	USD	660,956	653,834	0.01
WV Int'l Finance 4.625% VRN (Perpetual)	NL	EUR	15,019,249	17,880,897	0.17	JD.com 3.375% 14/01/2030	KY	USD	625,229	655,486	0.01
Studio City Finance 6.50% 15/01/2028 Reg S	VG	USD	15,443,723	15,928,944	0.15	Concast 4.02% 03/08/2030 Reg S	US	USD	671,254	632,451	0.01
Volkswagen Int'l Finance 3.375% VRN (Perpetual)	NL	EUR	11,173,133	14,336,140	0.14	General Motors 6.125% 01/10/2025	US	USD	533,221	631,924	0.01
Volkswagen Int'l Finance 3.50% VRN (Perpetual)	LU	EUR	8,877,019	11,515,594	0.11	Sonic Automotive 6.125% 15/03/2027	US	USD	583,081	608,955	0.01
TES SA, 5.625% VRN (Perpetual)	LU	EUR	7,709,591	10,241,545	0.10	Ziggo 4.875% 15/01/2030 144A	NL	USD	589,471	606,430	0.01
Alice France Holding 8.00% 15/05/2027 Reg S	US	EUR	7,803,567	10,233,172	0.10	Comcast	US	USD	10,781	600,707	0.01
Alibaba Group Holding	CN	HKD	334,455	9,715,488	0.09	Hilton Worldwide Finance 4.875% 01/04/2027	US	USD	554,048	577,440	0.01
Faurecia 3.75% 15/06/2028	FR	EUR	7,477,333	9,551,346	0.09	Pinnacle Bidco 5.50% 15/02/2025 Reg S	GB	EUR	466,621	569,640	0.01
Perstorp	GB	GBP	197,666	8,545,952	0.08	Home Depot	US	USD	1,696	548,039	0.01
Ozon Holdings 1.875% 24/02/2026	CY	USD	723,864	8,152,722	0.08	Sands China 5.125% 08/08/2025	US				

国コード	通貨	株数または 額面価値 (米ドル)	時価 (米ドル)	純資産 比率(%)	国コード	通貨	株数または 額面価値 (米ドル)	時価 (米ドル)	純資産 比率(%)		
Omnicon Group	US	USD	5,101	419,470	0.00	Thai Beverage	TH	SGD	2,585,003	1,387,150	0.01
Prosus 5.50% 21/07/2025 Reg S	NL	USD	355,259	403,566	0.00	JBS Investments 7.00% 15/01/2026 144A	AT	USD	1,277,456	1,359,034	0.01
GOH Capital 4.25% 24/01/2027	GB	USD	371,710	401,673	0.00	Tate & Lyle	GB	GBP	121,097	1,340,441	0.01
Los Vegas Sands 3.90% 08/08/2029	US	USD	375,137	391,476	0.00	Austevali Seafood	NO	NOK	101,712	1,305,289	0.01
Nexstar Media Group	US	USD	2,588	384,489	0.00	Mowi	NO	NOK	52,458	1,298,363	0.01
Activision Blizzard	US	USD	4,150	379,576	0.00	Heineken Holding	NL	EUR	12,785	1,270,549	0.01
Lennor 4.75% 29/11/2027	US	USD	327,398	377,735	0.00	PepsiCo	US	USD	8,681	1,246,657	0.01
McLellan 2.125% 28/10/2025 Reg S	KY	USD	378,710	374,743	0.00	Sonoco SGPS	PT	EUR	1,318,806	1,237,310	0.01
Donald's	US	USD	558,285	366,110	0.00	Yantai Changyu Pioneer Wine	CN	HKD	557,385	1,113,397	0.01
Charter Communications (A)	US	USD	535	362,359	0.00	WH Group	HK	HKD	1,275,888	1,112,631	0.01
Ziggo Bond 5.125% 28/02/2020 144A	NL	USD	328,235	356,589	0.00	Blinkmores	AU	AUD	19,469	1,074,765	0.01
China Literature	CN	USD	32,151	354,743	0.00	Thrasco	GB	GBP	1,025,149	1,027,356	0.01
Nike	US	USD	2,478	329,575	0.00	Ulker Biskivi Sanayi AS 4.95% 30/10/2025 Reg S	TR	USD	942,349	1,019,016	0.01
Service International 5.125% 01/06/2029	US	USD	305,234	327,727	0.00	Co-Operative Group 5.125% 17/05/2024	GB	GBP	498,689	741,821	0.01
Sirtus XM Holdings	US	USD	51,921	317,498	0.00	MHP Lux 6.25% 19/09/2029 Reg S	LU	USD	675,106	655,606	0.01
Target	US	USD	1,417	293,788	0.00	China Mengniu Dairy 2.50% 17/06/2030	KY	USD	645,093	625,624	0.01
New York Times	US	USD	6,276	284,986	0.00	Jahta	SG	SGD	902,912	620,058	0.01
Cable One	US	USD	158	282,859	0.00	Tingyi Cayman Islands Holding	CN	HKD	336,600	604,879	0.01
Greene King Finance 5.318% 15/09/2031	GB	GBP	177,775	282,002	0.00	JBS Investments 5.75% 15/01/2028 144A	AT	USD	541,951	573,124	0.01
Saksuul House	US	USD	15,697	277,446	0.00	Golden Agr/Resources	SG	SGD	2,455,989	460,851	0.00
Restaurant Brands International	CA	CAD	4,028	274,733	0.00	AB InBev Worldwide 5.80% 23/01/2059	US	USD	294,071	402,024	0.00
ViacomCBS	US	USD	6,598	271,784	0.00	Sheng Siang	SG	SGD	307,019	357,280	0.00
China South Publishing & Media Group	CN	CNY	171,181	269,745	0.00	Coca-Cola	US	USD	6,605	356,232	0.00
TX	US	USD	3,741	265,096	0.00	Walmart	US	USD	23,710	325,619	0.00
CNIC Motor (A)	CN	CNY	85,551	264,964	0.00	AB Inbev 9.75% 30/07/2024 EMTN	BE	GBP	180,869	285,904	0.00
China South Publishing & Media Group (A)	CN	CNY	160,674	253,188	0.00	Fomento Economico Mexicano 1.00% 28/05/2033	MX	EUR	241,304	282,590	0.00
Subaru	JP	JPY	13,520	251,657	0.00	First Resources	SG	SGD	245,384	281,997	0.00
Hanesbrands	US	USD	11,456	245,922	0.00	Trehouse Foods 4.00% 01/09/2028	US	USD	237,910	236,720	0.00
Tector Supply	US	USD	1,286	241,810	0.00	Tingyi Cayman 1.625% 24/09/2025	KY	USD	282,228	236,228	0.00
Williams-Sonoma	US	USD	1,413	241,255	0.00	CK Hutchison 3.375% 08/05/2050 Reg S	KY	USD	209,005	214,763	0.00
Dollar General	US	USD	1,111	237,984	0.00	Carlsberg (B)	DK	DKK	1,061	186,377	0.00
Travel + Leisure	US	USD	3,644	237,971	0.00	General Mills	US	USD	2,959	179,637	0.00
China Dongxiang Group	CN	HKD	1,789,112	235,140	0.00	Jimnyuck	US	USD	1,280	146,388	0.00
Lennar	US	USD	2,271	234,712	0.00	Campbell Soup	US	USD	3,033	144,815	0.00
TRI Pointe Group 5.70% 15/06/2028	US	USD	209,683	233,405	0.00	Clorox	US	USD	778	140,005	0.00
Genue Parts Co	US	USD	1,866	233,383	0.00	Fraser and Neave	SG	SGD	114,974	127,050	0.00
Huayu Automotive Systems (A)	CN	CNY	57,751	233,168	0.00	Asahi Group Holdings	JP	JPY	7,239	114,608	0.00
Yum! Brands	US	USD	1,285	232,520	0.00	Organ Finance Tr. Svs 0.375% 27/07/2029 EMTN	GB	EUR	96,200	113,333	0.00
Sunny Express Enterprises 3.35% VRN (Perpetual)	VG	USD	219,723	224,127	0.00	MEDI Holdings	JP	JPY	1,502	93,162	0.00
Garmin	CH	USD	1,574	217,250	0.00	Pigeon	JP	JPY	2,298	77,952	0.00
Trip.com Group ADR	CN	USD	5,454	211,696	0.00	Blue Ocean Resources 8.00% 31/12/2021 Reg S	SG	USD	102,513	55,317	0.00
BorgWarner	US	USD	4,213	206,339	0.00	Wens Foodstuffs 3.25% 29/10/2030	CN	USD	27,689	29,290	0.00
Best Buy	US	USD	1,766	205,722	0.00						
Minor International 3.10% VRN (Perpetual)	TH	USD	202,753	205,560	0.00						
Polaris Inc	US	USD	1,488	205,403	0.00						
3B HiFi	AU	AUD	5,761	205,389	0.00						
Leggett & Platt	US	USD	4,125	205,094	0.00	ヘルスケア					
eBay	US	USD	3,573	200,124	0.00	Sanofi	FR	EUR	507,464	53,280,957	0.51
Parkson Retail Group	CN	HKD	5,751,401	192,257	0.00	Roche Holding	CH	CHF	146,252	47,682,429	0.46
Prosus Corp International	US	USD	3,492	186,732	0.00	Novartis	CH	CHF	302,378	25,825,372	0.25
CBPK Finance 3.69% 28/08/2028	GB	GBP	120,652	182,745	0.00	Pfizer	US	USD	100,346	23,958,407	0.23
Skyywork Group	HK	HKD	556,399	181,989	0.00	Astellas Pharma	JP	JPY	862,113	12,980,116	0.13
Chaowei Power Holdings	CN	HKD	479,751	174,018	0.00	Novo Nordisk	DK	DKK	152,624	11,186,539	0.11
Whitebread Group 3.00% 31/05/2031	GB	GBP	118,319	166,931	0.00	Organ Finance 2.875% 30/04/2028 Reg S	US	EUR	8,565,518	10,865,511	0.10
Sands China 4.60% 08/08/2025	KY	USD	142,909	153,230	0.00	CSL	AU	AUD	49,804	10,451,800	0.10
Chanel Ceres 1.00% 31/07/2031	GB	EUR	127,087	152,865	0.00	Roche Holding (B)	CH	CHF	15,455	4,668,726	0.05
Embra Holdings	HK	HKD	866,295	151,453	0.00	Koninklijke Philips	NL	EUR	75,813	4,275,965	0.04
Nintendo	JP	JPY	265	151,154	0.00	Humana 4.50% 01/04/2025	US	USD	3,371,233	3,802,910	0.04
Sing	SG	SGD	545,865	147,837	0.00	HCA 5.375% 01/09/2026	US	USD	3,264,609	3,715,166	0.04
Home Depot 3.30% 15/04/2040	US	USD	136,739	145,241	0.00	Cigna 4.375% 15/10/2028	US	USD	3,213,196	3,672,798	0.04
InterContinental Hotel Grp. 3.375% 08/10/2028 EMTN	GB	GBP	94,752	141,730	0.00	Thermo Fisher Scientific 4.497% 25/03/2030	US	USD	3,029,860	3,548,176	0.03
PullerGroup 6.375% 15/05/2033	US	USD	107,311	139,000	0.00	Fisher & Paykel Healthcare (AU)	NZ	AUD	117,680	3,053,160	0.03
Jumbo Group	SG	SGD	525,075	137,883	0.00	WuXi AppTec (H)	CN	HKD	127,289	2,859,668	0.03
Zhongsheng Group Holdings 3.00% 13/01/2026	KY	USD	132,191	133,724	0.00	Hansoh Pharmaceutical Group	CN	HKD	657,436	2,830,456	0.03
Prosus 2.031% 03/08/2032 Reg S	NL	EUR	85,959	104,216	0.00	GlaxoSmithKline	GB	GBP	151,262	2,803,693	0.03
La Francaise des Jeux SAEM	FR	EUR	1,245	65,844	0.00	Tenet Healthcare 5.125% 01/05/2025	US	USD	2,746,046	2,785,804	0.03
B&M European Value Retail	GB	GBP	7,748	60,657	0.00	Tenet Healthcare 6.75% 15/06/2023	US	USD	2,460,554	2,990,000	0.03
Kia Motors 3.25% 21/04/2026 Reg S	KR	USD	10,718	11,567	0.00	Innovant Biologics	CN	HKD	200,327	2,175,793	0.02
JD.com 3.875% 29/04/2026	KY	USD	7,145	7,795	0.00	Bayer	DE	EUR	32,047	2,075,079	0.02
Well Home Development 3.875% VRN (Perpetual)	KY	USD	7,145	7,333	0.00	Hoya	JP	JPY	14,242	1,619,176	0.02
Alibaba Group Holding 3.125% 28/11/2021	KY	USD	7,145	7,221	0.00	Smith & Nephew	DE	EUR	31,018	1,525,572	0.01
Ferrari (IT)	IT	EUR	2	379	0.00	Aetna 2.80% 15/06/2023	US	USD	1,422,234	1,486,145	0.01
			500,763,915	4.83		Fresenius Medical Care	DE	EUR	18,030	1,435,126	0.01
						Shionogi Weigao Group Medical Polymer (H)	HK	USD	624,218	1,398,459	0.01
生活必需品						AbbVie 4.875% 14/11/2048	US	USD	1,052,727	1,304,007	0.01
Unilever	GB	GBP	1,030,735	60,348,685	0.58	Tenet Healthcare 4.625% 15/07/2024	US	USD	1,179,066	1,198,344	0.01
Procter & Gamble	US	USD	364,734	48,444,595	0.47	Hikma Pharmaceuticals	JO	GBP	34,302	1,158,078	0.01
Tesco	GB	GBP	10,669,510	30,791,217	0.30	Udigo Healthcare	IE	GBP	94,481	1,120,345	0.01
Kimberly-Clark	US	USD	222,499	29,708,008	0.29	Galena	CH	CHF	16,223	1,096,377	0.01
Colgate-Palmolive	US	USD	277,141	22,381,878	0.22	HCA 5.375% 01/02/2025	US	USD	979,060	1,092,318	0.01
Nestle	CH	CHF	87,533	10,441,071	0.10	UCB	BE	EUR	11,765	1,090,783	0.01
Unilever	GB	EUR	168,748	9,862,766	0.10	Grifols 3.20% 01/05/2025 Reg S	ES	EUR	796,628	966,761	0.01
China Minerva	AU	AUD	375,459	4,725,444	0.05	Shionogi Dickinson 3.30% 01/03/2030	US	USD	889,813	928,267	0.01
Swedish Match	SE	SEK	56,176	4,615,663	0.04	AbbVie 2.51% 21/11/2026	US	USD	786,501	843,272	0.01
KIT&G	KR	KRW	39,229	2,902,519	0.03	AbbVie 2.90% 06/11/2022	US	USD	799,832	829,700	0.01
Parfums Ricard	FR	EUR	14,044	2,885,808	0.03	China National Accord Medicines (A)	CN	CNY	116,248	749,402	0.01
Dairy Farm International Holdings	HK	USD	634,356	2,763,539	0.03	HCA 5.25% 15/06/2026	US	USD	499,460	692,975	0.01
H&H 5.625% 24/10/2024	KY	USD	2,478,997	2,581,615	0.02	HCA 5.625% 01/09/2028	US	USD	579,049	670,599	0.01
MHP Lux 6.95% 03/04/2026 Reg S	LU	USD	2,447,659	2,515,117	0.02	AbbVie 4.70% 14/05/2045	US	USD	546,552	650,658	0.01
SGS Plantation Holdings 7.75% 23/01/2023	SG	SGD	3,207,659	2,357,434	0.03	China National Accord Medicines (B)					

国コード	通貨	株数または 額面価額 (米ドル)	時価 (米ドル)	純資産 比率(%)	国コード	通貨	株数または 額面価額 (米ドル)	時価 (米ドル)	純資産 比率(%)
Thermo Fisher Scientific	US	USD	618	292,364	0.00				
Medtronic 1.375% 15/10/2040	LU	EUR	241,304	291,535	0.00				
Deere	US	USD	1,091	278,486	0.00				
Ei Lilly	US	USD	1,356	247,853	0.00				
Anthem	US	USD	619	234,135	0.00				
Centene 2.50% 01/03/2031	US	USD	237,283	226,221	0.00				
CVS Health	US	USD	2,818	215,411	0.00				
Cisco	US	USD	865	214,633	0.00				
Stryker	US	USD	799	208,242	0.00				
Humana	US	USD	1,187	205,614	0.00				
Humana	US	USD	425	187,585	0.00				
Encapsas Health 5.75% 15/09/2025	US	USD	1,800,650	187,199	0.00				
Gilead Sciences	US	USD	2,966	186,477	0.00				
HCA Healthcare	US	USD	902	181,565	0.00				
Coloplast	DK	DKK	1,051	173,976	0.00				
Becton Dickinson 3.794% 20/05/2050	US	USD	160,869	171,368	0.00				
Agilent Technologies	US	USD	1,209	161,698	0.00				
Orion	FI	EUR	3,422	151,650	0.00				
Cardinal Health	US	USD	2,323	139,948	0.00				
Shionogi	JP	JPY	2,651	139,597	0.00				
Quest Diagnostics	US	USD	1,006	133,524	0.00				
Eisai	JP	JPY	2,032	132,608	0.00				
UnitedHealth Group 2.90% 15/05/2050	US	USD	136,739	131,022	0.00				
ResMed	US	USD	688	130,572	0.00				
Teramo	US	USD	1,690	126,398	0.00				
China National Accord Medicines	CN	CNY	17,643	113,738	0.00				
Tenet Healthcare 6.875% 15/11/2031	US	USD	88,712	99,230	0.00				
AbbVie 2.0% 2/11/2029	US	USD	64,488	68,836	0.00				
			28,255,473	2.77					
金融									
Allianz	DE	EUR	187,031	48,693,671	0.07				
Deutsche Boerse	DE	EUR	272,752	47,025,608	0.45				
BlackRock	US	USD	46,377	37,995,156	0.37				
Muenchener Rueckversicherungs-Gesellschaft	DE	EUR	311,195	37,985,657	0.37				
Chubb Insurance Group	CH	CHF	89,118	36,172,053	0.32				
JPMorgan Chase	US	USD	214,765	32,938,460	0.32				
AIA Group	HK	HKD	2,247,435	28,601,903	0.28				
CME Group	US	USD	139,051	27,965,842	0.27				
Admiral Group	GB	GBP	638,150	27,628,330	0.27				
Progressive	US	USD	267,590	27,120,277	0.26				
Credit Agricole 7.50% VRN (Perpetual)	FR	GBP	15,685,842	25,774,507	0.25				
Nationwide Building Society 5.75% VRN (Perpetual)	GB	GBP	15,685,842	24,253,901	0.25				
Bank of America	US	USD	592,922	24,031,122	0.23				
Commerzbank 6.125% VRN (Perpetual)	DE	EUR	17,744,529	23,075,190	0.22				
UBS Group 6.875% VRN (Perpetual)	CH	USD	19,999,448	22,785,671	0.22				
Sampo (A)	FI	EUR	456,087	20,729,158	0.20				
Credit Suisse Group 6.375% VRN (Perpetual) 144A	CH	USD	18,823,010	20,482,533	0.20				
Bank of Commercial Portugues 9.25% VRN (Perpetual)	PT	EUR	15,761,340	19,513,642	0.19				
Morgan Stanley	US	USD	231,054	19,115,244	0.18				
Fortune Star 6.85% 02/07/2024	VG	USD	17,560,094	18,680,946	0.18				
ING Group 6.75% VRN (Perpetual)	NL	USD	16,391,705	18,071,854	0.17				
Lloyds Banking Group 7.625% VRN (Perpetual)	GB	GBP	11,764,387	17,853,720	0.17				
St James's Place	GB	GBP	930,816	17,535,083	0.17				
Charles Schwab	US	USD	247,652	17,442,138	0.17				
Barclays 7.125% VRN (Perpetual)	GB	GBP	10,298,539	16,324,686	0.16				
Bank of Ireland Group 7.50% VRN (Perpetual)	IE	EUR	11,292,237	16,115,360	0.16				
Wells Fargo	US	USD	355,825	16,077,810	0.16				
China Construction Bank (H)	CN	HKD	20,328,313	16,056,582	0.15				
ASR Niederland 3.375% VRN 02/05/2049	NL	EUR	11,764,381	15,905,081	0.15				
Singapore Exchange	SG	SGD	1,883,961	14,761,243	0.14				
ING Group 5.75% VRN (Perpetual)	NL	USD	13,332,965	14,677,395	0.14				
3i Group	GB	GBP	818,528	14,519,365	0.14				
NN Group	NL	EUR	288,324	14,419,932	0.14				
Phoenix Group Holdings 5.625% 28/04/2031 EMTN	GB	GBP	8,637,409	14,355,304	0.14				
AIB Group 5.25% VRN (Perpetual)	IE	EUR	11,114,987	14,344,217	0.14				
Ping An Insurance Group (H)	CN	HKD	1,299,779	14,162,198	0.14				
Barclays 6.125% VRN (Perpetual)	GB	USD	12,743,962	14,108,458	0.14				
US Bancorp	US	USD	235,212	14,026,851	0.14				
ALR	FR	EUR	494,387	13,988,085	0.13				
Round Hill Music Royalty Fund	GB	USD	13,545,617	13,946,170	0.13				
Legal & General Group	GB	GBP	3,679,204	13,867,149	0.13				
Ally Financial	US	USD	2,625,421	13,653,279	0.13				
Lloyds Banking Group 7.50% VRN (perpetual)	GB	USD	11,764,381	13,518,338	0.13				
Bank of Communications 3.80% VRN (Perpetual)	CN	USD	12,050,260	12,432,242	0.12				
United Overseas Bank	SG	SGD	617,229	12,294,914	0.12				
Credit Suisse Group 6.25% VRN (Perpetual) 144A	CH	USD	11,335,021	12,267,723	0.12				
MG 5.625% VRN 20/10/2051	GB	GBP	7,448,422	12,219,309	0.12				
Commonwealth Bank of Australia	AU	AUD	175,527	12,045,885	0.12				
Coxiabank 6.375% VRN (Perpetual)	ES	EUR	8,860,269	11,652,706	0.11				
Berkshire Hathaway (B)	US	USD	41,360	11,393,055	0.11				
Hannover Rueck	DE	EUR	59,485	10,997,705	0.11				
Bank of America PLC 3.543% VRN 02/10/2031 EMTN	TH	USD	10,640,901	10,928,438	0.11				
Bank of Santander 7.50% VRN (Perpetual)	ES	USD	9,882,080	10,925,875	0.11				
Real Estate Credit Investments	GB	GBP	5,532,050	10,831,006	0.10				
Western Alliance	US	USD	101,594	10,727,294	0.10				
InterMain Holdings	US	USD	181,169	10,628,428	0.10				
Inessa Sannpaolo 5.875% VRN (Perpetual) EMTN	IT	EUR	7,842,921	10,265,255	0.10				
NN Group 4.625% VRN 15/01/2048 EMTN	NL	EUR	7,058,629	10,138,507	0.10				
UBS Group 7.00% VRN (Perpetual)	CH	USD	8,627,213	9,968,960	0.10				
Banco Santander 4.375% VRN (Perpetual)	ES	EUR	7,842,921	9,799,937	0.10				
Ally Financial 8.00% 01/11/2031 (A)	US	USD	4,958,385	9,786,735	0.09				
Bangkok Bank 5.00% VRN (Perpetual) Reg S	TH	USD	9,287,186	9,785,400	0.09				
ABN AMRO Bank 4.375% VRN (Perpetual)	NL	EUR	7,137,058	9,250,905	0.09				
Nordea Bank	FI	SEK	878,204	9,140,230	0.09				
Sinohua Financial Group 5.875% VRN (Perpetual)	KR	USD	8,246,500	8,923,908	0.09				
Verdantus Res. Fin. II 8.95% 11/03/2025 Reg S	GB	USD	8,761,561	8,702,727	0.08				
Industrial & Commercial Bank of China (H)	CN	HKD	13,350,864	8,669,756	0.08				
Banco de Sabadell SA 5.75% VRN (Perpetual)	ES	EUR	6,612,045	8,340,249	0.08				
Bank of East Asia 5.625% VRN (Perpetual)	HK	USD	8,013,595	8,228,239	0.08				
Goldman Sachs Group	US	USD	23,539	8,210,730	0.08				
Citigroup Bank Finance 9.00% VRN 27/11/2025	GB	GBP	5,387,349	8,179,277	0.08				
China Life Insurance (H)	CN	HKD	4,028,830	8,171,520	0.08				
ING Groep	NL	EUR	638,541	8,166,269	0.08				
Arthur J Gallagher	US	USD	56,279	8,119,941	0.08				
Banco Santander 5.25% VRN (Perpetual)	GB	EUR	6,274,337	8,022,982	0.08				
Netwest Group 4.50% VRN (Perpetual)	GB	GBP	5,165,139	7,982,245	0.08				
Voya Financial	US	USD	11,408,242	7,974,683	0.08				
SVB Financial Group	US	USD	15,872	7,955,660	0.08				
IBRD 0.50% 28/10/2025	SU	USD	7,998,817	7,891,352	0.08				
UKCredit 7.50% VRN (Perpetual)	IT	EUR	5,382,314	7,819,411	0.07				
Kiy	DK	DKK	334,872	7,668,600	0.07				
Trw 2.125% 15/06/2022	DE	USD	7,331,791	7,495,894	0.07				
Krung Thai Bank (Cayman) 4.40% VRN (Perpetual)	TH	USD	7,338,712	7,407,475	0.07				
M&C 6.340% VRN 19/03/2023 EMTN	GB	GBP	4,038,199	7,254,504	0.07				
Barclay 7.25% VRN (Perpetual)	GB	GBP	4,283,396	7,232,831	0.07				
Shriram Transport Finance 5.95% 24/10/2022 Reg S	IN	USD	7,025,702	7,176,860	0.07				
Arch Capital Group	BM	USD	178,197	7,143,937	0.07				
Julius Baer Group	CH	CHF	111,677	7,037,317	0.07				
Athene Holding	BM	USD	115,327	6,987,498	0.07				
Intesa Sanpaolo	IT	EUR	2,463,903	6,880,191	0.07				
Intesa Sanpaolo 5.875% VRN (Perpetual) EMTN	IT	EUR	4,995,866	6,743,059	0.07				
AIA Group 2.70% VRN (Perpetual) CMTN	HK	USD	6,603,694	6,647,609	0.06				
Banka Monte 10.50% 23/07/2029 EMTN	IT	EUR	4,434,533	6,625,961	0.06				
Yee Bank Intc Banking UK 3.75% 06/02/2023 EMTN	IN	USD	6,705,720	6,605,149	0.06				
China Merchants Bank (H)	CN	HKD	817,837	6,578,547	0.06				
Axis Bank	IN	INR	674,007	6,486,464	0.06				
Mascarpine Group	AU	AUD	52,881	6,454,409	0.06				
Equitable Holdings	US	USD	18,452	6,330,011	0.06				
Sampo 2.50% VRN 03/09/2052									

国コード	通貨	株数または 額面価値 (米ドル)	時価 (米ドル)	純資産 比率(%)	国コード	通貨	株数または 額面価値 (米ドル)	時価 (米ドル)	純資産 比率(%)		
HDFC Bank	IN	INR	186,129	3,542,870	0.03	Lufax Holding ADR	CN	USD	106,870	1,282,456	0.01
ifilex@DEGRO	DE	EUR	27,152	3,485,508	0.03	Ford Motor Credit 3.087% 09/01/2023	US	USD	1,249,229	1,274,445	0.01
Huafeng Finance 2017 4.25% 07/11/2027 EMTN	VG	USD	4,564,673	3,454,152	0.03	China Cinda Finance 2014 4.625% 14/05/2024 Reg S	US	USD	1,119,961	1,236,461	0.01
KB Financial Group ADR	KR	USD	70,541	3,444,955	0.03	Ford Motor Credit 5.875% 02/08/2021	US	USD	1,211,511	1,225,162	0.01
Huafeng Finance II 4.625% 03/04/2026 EMTN	VG	USD	4,564,673	3,457,740	0.03	Charming Light Investments 5.00% 03/09/2024 EMTN	VG	USD	1,110,657	1,222,729	0.01
Santander UK Group Hedges 7.375% VRN (Perpetual)	GB	GBP	2,352,876	3,454,910	0.03	PNC Financial Services Group	US	USD	6,240	1,171,029	0.01
India Green Power Holdings 4.00% 23/02/2027 Reg S	MU	USD	3,398,559	3,405,356	0.03	Tesco Personal Finance Group 3.50% 25/07/2025	GB	GBP	796,628	1,161,879	0.01
Standard Chartered 2.744% VRN 10/09/2022 144A	GB	USD	3,478,282	3,373,362	0.03	Lloyds Banking Group 3.00% 11/01/2027	US	USD	1,128,961	1,149,927	0.01
Intl. Bank for Rec. & Dev. 1.25% 10/02/2031	SU	USD	3,495,265	3,347,511	0.03	Huafeng Finance 2019 3.75% 27/04/2022	VG	USD	1,313,148	1,105,044	0.01
Agricultural Bank of China (H)	CN	HKD	8,495,007	3,295,751	0.03	Huafeng Finance 2019 3.75% 27/04/2022 EMTN	VG	USD	1,313,148	1,095,196	0.01
Huafeng Finance 2019 3.875% 15/11/2029 EMTN	VG	USD	4,355,568	3,229,998	0.03	Hong Kong Mortgage 2.70% 09/05/2022 EMTN	HK	CNY	7,016,564	1,078,164	0.01
China BIA Holdings 3.35% 03/05/2024	GB	USD	2,865,823	3,147,419	0.03	European Investment Bank 4.625% 21/10/2027	US	USD	1,119,098	1,075,108	0.01
Eximbank Turkey 8.25% 24/01/2024 Reg S	TR	USD	2,940,641	3,135,856	0.03	China Cinda Finance 4.75% 08/02/2028 EMTN	VG	USD	964,539	1,063,388	0.01
Santander UK 4.00% 13/05/2024	GB	USD	2,759,681	3,027,116	0.03	MDGH - GMTN 2.50% 07/11/2024 Reg S	NL	USD	997,124	1,047,907	0.01
Huafeng Finance 2019 4.50% 29/05/2029 EMTN	VG	USD	4,047,192	3,025,276	0.03	HSBC USA 3.50% 23/06/2024	US	USD	955,274	1,034,992	0.01
Emirates 6.125% VRN (Perpetual)	AE	USD	2,755,259	3,001,947	0.03	China Minsheng Banking (H)	CN	HKD	1,949,600	999,451	0.01
FCE Bank 2.172% 03/04/2022 EMTN	GB	GBP	2,081,306	2,923,802	0.03	TMB Bank 4.90% VRN (Perpetual) EMTN	TH	USD	979,054	986,641	0.01
Intercontinental Exchange	US	USD	25,075	2,912,928	0.03	OneMain Fin. 8.875% 01/06/2025	US	USD	885,509	982,583	0.01
Phoenix Group Holdings 5.75% VRN (Perpetual)	GB	GBP	1,960,730	2,907,558	0.03	Operadora de Servicios 8.25% 11/02/2025 Reg S	MX	USD	1,009,659	965,065	0.01
Goldman Sachs Group 2.60% 07/02/2030	US	USD	2,846,525	2,907,206	0.03	Dev. Bank of Mongolia 7.25% 23/10/2023 Reg S	MN	USD	892,408	962,444	0.01
IBRD 12.25% 24/11/2025	SU	USD	2,864,331	2,859,904	0.03	Commerzbank 4.00% VRN (Perpetual) EMTN	DE	EUR	682,171	899,580	0.01
Morgan Stanley 2.75% 19/05/2022	US	USD	2,759,553	2,830,838	0.03	ANZ New Zealand Int'l 3.45% 21/01/2028 144A	NZ	USD	868,451	955,819	0.01
DNB	NO	NOK	130,314	2,809,892	0.03	UBS Group 2.095% VRN 11/02/2022 144A	CH	USD	991,658	946,045	0.01
Asahi Mutual Life Insurance 4.10% VRN (Perpetual)	JP	USD	2,767,223	2,784,518	0.03	Citigroup 5.875% 30/01/2024	US	USD	695,861	915,858	0.01
East Finance 3.375% 27/11/2024 EMTN	SE	EUR	2,236,023	2,773,029	0.03	Commerzbank 4.00% VRN 05/12/2030 EMTN	DE	EUR	682,171	899,580	0.01
Bank of China 5.00% 15/11/2024 Reg S	CN	USD	2,472,334	2,763,782	0.03	Huatai Securities (H)	CN	HKD	629,663	898,919	0.01
CNP Assurances 4.75% VRN (Perpetual)	FR	EUR	1,960,730	2,757,028	0.03	Assicurazioni Generali 6.269% VRN (Perpetual)	IT	GBP	549,004	869,423	0.01
Phoenix Group Holdings 5.625% VRN (Perpetual)	FR	USD	2,516,009	2,682,071	0.03	Minejska Capital 6.625% 10/08/2037 Reg S	NL	USD	816,571	867,394	0.01
CADIS 3.375% 20/03/2031 144A	GB	USD	2,784,747	2,672,754	0.03	Trinkaut 9.25% VRN (Perpetual)	US	USD	95,903	866,244	0.01
Kinaxis Capital Group	US	USD	15,423	2,672,170	0.03	PNC Group 3.50% 23/01/2024	US	USD	781,588	842,991	0.01
Brown & Brown	US	USD	49,307	2,640,368	0.03	ICBCIL Finance 1.75% 25/08/2025 EMTN	HK	USD	839,690	831,998	0.01
Socombank 7.75% VRN (Perpetual) Reg S	IE	USD	2,570,042	2,632,443	0.03	OneMain Finance 4.00% 15/09/2030	US	USD	850,024	824,525	0.01
GE 5.0% VRN 03/04/2035	GB	GBP	1,657,205	2,511,950	0.03	OneMain Finance 4.00% 15/09/2030 (Perpetual)	US	USD	850,024	825,995	0.01
Chalchalea Holding	TW	TWD	348,257	2,508,221	0.02	SBI Cards & Payment Services	IN	INR	60,270	799,409	0.01
International Personal Finance 9.75% 12/11/2025	GB	EUR	1,976,631	2,505,470	0.02	Hiscox	BM	GBP	70,580	792,988	0.01
Banco Santander 3.306% 27/06/2029	ES	USD	2,315,817	2,478,779	0.02	KW 2.70% 25/03/2024 EMTN	DE	CNY	4,911,955	765,891	0.01
IT Credit 9.25% VRN (Perpetual)	IT	EUR	1,887,949	2,464,460	0.02	American Express Credit 3.30% 03/05/2027 MTN	US	USD	685,096	758,112	0.01
China Cinda 2020 Mgmt. 5.00% 20/01/2031 EMTN	VG	USD	2,153,262	2,464,508	0.02	BP (A)	FR	EUR	19,410	752,153	0.01
Investor (B)	SE	SEK	28,233	2,401,608	0.02	Barclays 4.375% 12/01/2026	GB	USD	666,526	747,422	0.01
Natwest Group 4.445% VRN 08/05/2030	GB	USD	2,113,183	2,384,347	0.02	Bank of New York Mellon 3.30% 23/08/2029 MTN	US	USD	666,797	724,164	0.01
Shincron Transport Finance 5.70% 27/02/2022 EMTN	IN	USD	2,349,098	2,374,029	0.02	HSBC Holding 2.099% VRN 04/06/2026	GB	USD	666,327	680,450	0.01
James Hardie Int'l Fin 6.625% 01/10/2026 Reg S	IE	EUR	1,871,810	2,316,888	0.02	Ford Motor Credit 2.30% 16/07/2028	US	USD	689,536	676,472	0.01
PNR Group 2.55% 22/01/2030	US	USD	2,248,272	2,308,627	0.02	HSBC Holding 2.848% VRN 04/04/2031	GB	USD	666,526	673,569	0.01
Bank of East Asia 5.875% VRN (Perpetual)	HK	USD	2,155,873	2,292,756	0.02	UBS Group 4.25% 23/03/2028 144A	CH	USD	588,603	665,766	0.01
Huafeng Finance 2019 3.625% 30/09/2030 EMTN	VG	USD	3,561,193	2,273,951	0.02	Credit Suisse Funding (Guernsey) 3.80% 15/09/2022	GB	USD	636,850	665,900	0.01
Asiaticum Generali	IT	EUR	115,117	2,271,933	0.02	Guinness 6.625% 25/01/2024 EMTN	US	USD	459,903	663,153	0.01
Ford Motor Credit 3.125% 16/06/2025	US	USD	2,063,768	2,259,826	0.02	BP Capital Markets 2.772% 10/11/2020	US	USD	715,449	631,823	0.01
Huafeng Finance 2019 3.75% 29/05/2024 EMTN	VG	USD	2,907,566	2,256,998	0.02	Barclays 1.007% VRN 10/12/2024	GB	USD	629,867	631,064	0.01
Aifa Bank 5.50% VRN 26/10/2031 Reg S	IE	USD	2,184,536	2,235,688	0.02	China Taiping Insurance Holdings	HK	HKD	340,183	630,608	0.01
Istanbul Metro Municipality 6.375% 09/12/2025 Reg S	US	USD	2,276,325	2,216,570	0.02	US Bancorp 3.00% 30/07/2029 EMTN	US	USD	578,954	614,534	0.01
Aifa Financial	US	USD	40,240	2,148,545	0.02	Bank of East Asia 4.00% VRN 29/05/2030 EMTN	US	USD	629,502	614,042	0.01
Allfunds Group	GB	EUR	126,258	2,123,241	0.02	Joy Treasury Assets Holdings 1.875% 17/11/2025	VG	USD	622,549	609,754	0.01
IBRD 0.75% 24/11/2027	SU	USD	2,168,744	2,092,190	0.02	Minejska Capital 4.625% 10/08/2030 Reg S	NL	USD	557,347	589,930	0.01
Lloyds Banking Group 4.55% 16/08/2028	GB	USD	1,804,407	2,082,896	0.02	Creditalcova-Credensivacasa 8.875% 07/02/2025 Reg S	CO	USD	697,583	583,399	0.01
Deutsche Bank 1.83% VRN 25/12/2028 EMTN	GB	EUR	1,514,086	2,049,032	0.02	Nanyang Commercial Bank 3.80% VRN 20/11/2029	US	USD	585,111	566,454	0.01
Bank Central Asia	ID	IDR	915,862	2,027,485	0.02	AerCap Global Aviation Trust 4.625% 15/07/2027	IE	USD	491,763	547,156	0.01
M&G	GB	GBP	658,856	1,980,903	0.02	Korea Development Bank 4.22% 23/07/2021 EMTN	KR	CNY	3,508,282	545,889	0.01
Goldman Sachs Group 0.466% FRN 30/04/2024 EMTN US	EUR	EUR	1,612,994	1,961,631	0.02	Philippine National Bank 3.28% 27/09/2024 EMTN	PH	USD	505,542	532,855	0.01
Bank of Cyprus Holdings 6.625% VRN 23/10/2031 EMTN	IE	EUR	1,558,344	1,949,811	0.02	MGIC Investment 5.25% 15/08/2028	US	USD	500,014	530,640	0.01
Wealth Driven 5.50% 17/08/2023	VG	USD	1,919,358	1,936,142	0.02	Ford Motor Credit 3.575% 13/11/2025	US	USD	467,755	480,768	0.01
Goldman Sachs Group 0.01% VRN 30/04/2024 EMTN	EUR	EUR	1,603,265	1,930,720	0.02	Ford Motor Credit 4.00% 15/11/2030	US	USD	467,755	477,737	0.01
Bank of Montreal 7.20% VRN 16/03/2027 Reg S	TR	USD	1,878,579	1,903,261	0.02	Huafeng Finance II 5.50% 16/01/2025 EMTN	VG	USD	593,432	465,844	0.01
Aifa Bond Issuance 8.00% VRN (Perpetual)	IE	USD	1,855,744	1,888,065	0.02	Westfield Stratford City Fin 1.642% 04/08/2031	GB	GBP	319,357	459,133	0.01
Ally Financial 3.875% 21/02/2024	US	USD	1,756,862	1,884,202	0.02	European Investment Bank 2.70% 22/04/2024 EMTN	SU	CNY	2,806,625	456,075	0.01
Uzbek Industrial Bank 5.75% 02/12/2024	UZ	USD	1,805,149	1,878,429	0.02	Lloyds Bank 7.625% 22/04/2025 EMTN	GB	GBP	241,304	416,160	0.01
Pearl Holding III 9.50% 11/12/2022 Reg S	KY	USD	5,548,322	1,875,333	0.02	Power Finance 3.5% 16/05/2031 GMTN	IN	USD	428,264	412,227	0.01
HSBC Holdings 4.70% VRN (Perpetual)	GB	USD	1,859,774	1,850,040	0.02	Outlier 4.478% VRN 28/02/2028	GB	GBP	281,322	406,904	0.01
Ally Financial 5.75% 20/11/2025	US	USD	1,613,756	1,849,952	0.02	Abank TAS 5.125% 31/03/2025 Reg S	TR	USD	403,479	402,959	0.01
Patria Investments	KY	USD	130,956	1,817,665	0.02	CSFC Asia 1.75% 04/08/2025 EMTN	VG	USD	396,574	391,663	0.01
ICI Lombard General Insurance	IN	INR	94,938	1,811,408	0.02	Shinhan Fin. Group 3.54% VRN 05/20/2030 Reg S	KR	USD	366,206	385,562	0.01
Ford Motor Credit 0.183% FRN 15/11/2023 EMTN	US	EUR	1,517,817	1,788,735	0.02	Guarantifidejencia 6.625% 25/01/2024 EMTN	US	USD	356,225	385,233	0.01
Turkiye Sinali Kaliklima Bk. 5.875% 14/01/2026 Reg S	TR	USD	1,999,050	1,775,617	0.02	DBD Unibank 2.125% 13/01/2026 EMTN	PH	USD	357,274	364,155	0.01
Gruppe Bruxelles Lambert	BE	EUR	16,070	1,758,966	0.02	BBS Group Holdings 3.60% VRN (Perpetual) GMTN	SG	USD	357,274	360,627	0.01
TP ICAP Group	GB	GBP	528,215	1,737,630	0.02	JPM (Indonesia) CLN 1.90% 10/03/2027 EMTN	ID	IDR	4,932,110,388	359,517	0.01
Bank of Montreal 7.20% VRN 16/03/2027 Reg S	SU	USD	1,772,940	1,729,033	0.02	CBIL Funding 3.50% 24/10/2026 EMTN	KY	USD	341,975	350,291	0.01
Intercontinental Exchange 0.70% 15/06/2023	US	USD	1,763,006	1,725,574	0.02	Power Finance 3.5% 16/09/2024	IN	USD	300,110	311,675	0.01
Yapi ve Kredi Bankasi 8.25% 15/10/2024 Reg S	TR	USD	1,588,959	1,710,117	0.02	CCBI Cayman 1.99% 21/07/2025 EMTN	KY	USD	309,935	309,523	0.01
Ford Motor Credit 5.596% 07/01/2022	US	USD	1,651,660	1,701,573	0.02	BP Capital Markets America 3.937% 21/09/2028	US	USD	270,179	303,734	0.01
BAWAG	AT	EUR	31,247	1,689,462	0.02	HSBC Holdings 6.75% 11/09/2028	GB	GBP	180,869	290,230	0.01
Ford Motor Credit 5.55% 29/01/2023	US	USD	1,681,186	1,686,022	0.02	HSBC Holdings 7.00% 07/04/2038 EMTN	GB	GBP	156,739	289,147	0.01
ING Group 4.55% 10/2/2028	NL	USD	1,447,385	1,678,720	0.02	Rizal Commercial Banking 4.125% 16/03/2023 EMTN	PH	USD	267,955	282,385	0.01
State Street 2.65% 19/05/2026	US	USD	1,565,176	1,676,668	0.02	ING Group 1.125% VRN 07/12/2028 EMTN	NL	GBP	209,130	281,109	0.01
Turkiye Is Bankasi 7.75% VRN 22/01/2030	TR	USD	1,632,589	1,635,4							

国コード	通貨	株数または 額面価値 (米ドル)	時価 (米ドル)	純資産 比率(%)	国コード	通貨	株数または 額面価値 (米ドル)	時価 (米ドル)	純資産 比率(%)
Fidelity National Financial	US	USD	5,087	232,337	0.00				
Hanover Insurance Group	US	USD	1,637	228,669	0.00				
China Grid 2020 Mgmt. 1.875% 20/01/2026 EMTN	US	USD	234,014	227,164	0.00				
Power Finance 4.50% 18/06/2029	IN	USD	216,579	226,757	0.00				
Heungkuk Life Insurance 4.475% VRN (Perpetual)	KR	USD	222,975	226,327	0.00				
Power Finance 3.75% 18/06/2024 EMTN	IN	USD	219,754	225,465	0.00				
Manulife Financial	CA	CAD	10,289	224,070	0.00				
MetLife	GB	GBP	10,187	216,197	0.00				
Lloyds Bank 3.50% 14/05/2025	GB	USD	192,985	209,715	0.00				
Power Corporation of Canada	CA	CAD	7,142	208,742	0.00				
Shinhan Bank 4.00% 25/04/2029 Reg S	KR	USD	185,000	202,668	0.00				
Asia Henderson Group	GB	USD	5,791	198,884	0.00				
Kookmin Bank 2.50% 04/11/2030 Reg S	KR	USD	199,609	195,269	0.00				
DBS Group Holdings 4.52% VRN 11/12/2028 Reg S	SG	USD	178,637	193,735	0.00				
Greenko Mauritius 6.25% 21/02/2023 Reg S	MU	USD	178,637	186,656	0.00				
Chong Hing Bank 3.50% VRN (Perpetual) EMTN	HK	USD	185,457	185,916	0.00				
Mutual Finance 6.125% 31/10/2022 Reg S	IN	USD	178,637	185,130	0.00				
Natwest Group 0.75% VRN 15/11/2025	GB	EUR	148,804	182,619	0.00				
China Minsheng Banking 4.95% VRN (Perpetual)	CN	USD	178,637	180,200	0.00				
AerCarp Global Aviation Trust 3.875% 25/01/2028	IE	USD	164,891	174,561	0.00				
PTT Treasury 3.70% 16/07/2010 Reg S	TH	USD	358,637	169,928	0.00				
Rizal Commercial Banking 3.00% 11/09/2024 EMTN	PH	USD	162,095	169,817	0.00				
Joy Treasury Assets Holdings 2.75% 17/11/2030	VG	USD	176,851	165,747	0.00				
CBRE Global European Core Fund 0.50% 27/01/2028	LU	EUR	157,385	165,779	0.00				
IG Group Holdings	GB	GBP	12,811	154,390	0.00				
London Stock Exchange Group 1.625% 06/04/2030	GB	GBP	104,243	143,837	0.00				
Tesco Property Finance 3.5744% 13/04/2040	GB	GBP	76,350	139,895	0.00				
Barclays 1.700% VRN 05/11/2026	GB	GBP	99,659	139,792	0.00				
Wong Kim Kam 7.75% 02/07/2025 EMTN	HK	USD	136,444	136,444	0.00				
Tokio Marine Holdings	JP	JPY	2,651	127,286	0.00				
Medibank PM	AU	AUD	52,555	124,983	0.00				
Magellan Financial Group	AU	AUD	3,264	121,866	0.00				
BNP Group 3.00% 16/02/2026 EMTN	NL	EUR	120,508	120,508	0.00				
AIA Group 3.20% 16/09/2040 Reg S	HK	USD	115,863	113,116	0.00				
T&D Holdings	JP	JPY	8,572	105,459	0.00				
Sompo Holdings	IN	JPY	2,828	105,251	0.00				
Manappuram Finance 5.90% 13/01/2023 EMTN	IN	USD	71,455	75,508	0.00				
Dev. Bank of Kazakhstan 28.95% 05/20/2023 Reg S	KZ	USD	28,759,999	67,001	0.00				
REC 4.625% 22/03/2028 EMTN	IN	USD	42,873	45,886	0.00				
QBE Insurance Group 3.25% VRN (Perpetual) EMTN	AU	USD	42,265	44,514	0.00				
Huarong Finance 2019 2.50% 24/02/2023 EMTN	VG	USD	53,591	41,801	0.00				
Asia Habit 4.00% 01/02/2025 EMTN	KY	USD	38,721	38,497	0.00				
BDO Unibank 2.95% 06/03/2023 EMTN	PH	USD	33,048	34,204	0.00				
Bangkok Bank PCL (HK) 5.00% 03/10/2023 Reg S	TH	USD	29,868	32,869	0.00				
Siam Commercial Bank 3.20% 26/07/2022 GM1N	TH	USD	28,582	29,433	0.00				
Yin Hua Bank of the Netherlands 2.875% 27/02/2022 EMTN	PH	USD	27,489	28,717	0.00				
ICBCIL Finance 3.75% 05/03/2024 EMTN	HK	USD	17,864	19,093	0.00				
REC 3.375% 25/07/2024 GM1N	IN	USD	17,864	18,564	0.00				
Oversea-Chinese Banking 4.25% 19/06/2024 Reg S	SG	USD	15,720	17,158	0.00				
Rongsheng International Finance 2.875% 04/05/2022	VG	USD	16,072	16,570	0.00				
Cities Group 4.15% 02/02/2026 EMTN	VG	USD	13,399	14,493	0.00				
Daegu Bank 3.75% 15/08/2025	KR	USD	13,598	14,259	0.00				
Malayan Banking 3.90% VRN 29/10/2026	MY	USD	10,718	10,881	0.00				
Joy Treasury Assets Holdings 4.50% 20/03/2029	VG	USD	9,825	10,517	0.00				
Commercial Commercial Bank 3.75% VRN 29/11/2027	HK	USD	7,145	9,307	0.00				
United Overseas Bank 2.88% VRN 08/03/2027 EMTN	SG	USD	7,145	7,251	0.00				
			2,023,679,902	19,52					
不動産									
China SCE Group Holdings 3.75% 09/04/2024	KY	USD	26,234,762	27,384,174	0.26				
Redsun Properties Group 9.70% 16/04/2023	KY	USD	13,558,331	14,185,788	0.14				
Shimao Group Holdings 3.84% 11/01/2031	KY	USD	14,429,758	15,820,703	0.13				
Sinac China Holdings 6.50% 10/01/2025	KY	USD	13,253,593	13,579,434	0.13				
Yango Justice International 9.25% 15/04/2023	HK	USD	13,001,854	13,457,371	0.13				
Yuzhou Group Hldgs 8.30% 27/05/2025	KY	USD	13,156,808	11,745,623	0.11				
China Evergrande Group 8.75% 28/06/2025	KY	USD	14,330,480	11,552,378	0.11				
Easy Tactic 9.125% 28/07/2022	VG	USD	10,986,102	11,123,485	0.11				
New Metro Global 6.80% 05/08/2023	VG	USD	10,540,995	10,989,819	0.11				
Easy Tactic 11.75% 02/08/2025	VG	USD	10,224,718	10,647,245	0.10				
China SCE Group Holdings 6.00% 04/02/2026	KY	USD	10,972,835	10,541,507	0.10				
Redsun Properties Group 9.95% 11/04/2022	KY	USD	10,157,391	10,557,207	0.10				
China SCE Group Holdings 7.25% 19/04/2023	KY	USD	9,959,653	10,320,786	0.10				
Sinac China Holdings 8.70% 09/07/2025	KY	USD	9,886,863	10,184,536	0.10				
China Evergrande Group 8.25% 25/11/2023	KY	USD	9,637,217	9,806,783	0.09				
China SCE Group Holdings 5.50% 01/01/2023	KY	USD	9,405,219	9,798,580	0.09				
Rongshine China Holdings 11.25% 22/08/2021	KY	USD	9,662,321	9,783,075	0.09				
Yuzhou Group Hldgs 3.75% 13/01/2026	KY	USD	11,475,935	9,712,512	0.09				
Yango Justice International 10.25% 18/05/2022	HK	USD	9,344,171	9,647,895	0.09				
Scenic Journey 11.50% 24/10/2022	VG	USD	10,064,940	9,587,037	0.09				
China Evergrande Group 11.50% 22/01/2023	KY	USD	9,819,115	9,475,674	0.09				
Sinac China Holdings 6.50% 09/07/2023	KY	USD	9,085,141	9,370,356	0.09				
Sino-Canada Land Treasury III 4.90% VRN (Perpetual)	VG	USD	10,675,645	9,287,973	0.09				
China Ocean Group 3.50% 23/01/2022	DE	EUR	8,899,055	9,090,415	0.09				
Novavia	DE	EUR	131,957	8,674,485	0.08				
Kaisa Group Holdings 8.50% 30/06/2022	KY	USD	8,362,737	8,576,066	0.08				
Sinac China Holdings 7.50% 01/02/2024	KY	USD	7,997,789	8,322,950	0.08				
China Evergrande Group 8.25% 22/01/2024	KY	USD	7,724,523	8,179,255	0.08				
Seazen Group 6.45% 11/06/2022	KY	USD	7,976,728	8,172,203	0.08				
KWG Group Holdings 7.40% 05/03/2024 EMTN	KY	USD	7,325,558	7,746,788	0.07				
China SCE Group Holdings 7.00% 02/05/2025	KY	USD	7,507,014	7,612,079	0.07				
China SCE Group Holdings 5.95% 29/09/2024	KY	USD	7,493,553	7,522,862	0.07				
China Evergrande Group 8.25% 25/03/2022	KY	USD	7,442,370	7,312,158	0.07				
CIFI Holdings Group 5.25% 13/05/2026	KY	USD	7,137,069	7,310,589	0.07				
Seazen Group 4.45% 13/07/2025	KY	USD	7,257,181	7,159,251	0.07				
Rongshine China Holdings 7.10% 25/01/2023	KY	USD	7,508,366	7,040,194	0.07				
China Resources Land	HK	USD	1,145,414	7,035,645	0.07				
China Evergrande Group 9.50% 11/04/2022	KY	USD	7,083,774	6,977,518	0.07				
Times China Holdings 6.20% 22/03/2026	KY	USD	7,017,760	6,940,994	0.07				
Seazen Group 6.00% 12/08/2024	KY	USD	6,664,306	6,931,037	0.07				
New Metro Global 4.80% 15/12/2024	VG	USD	6,830,440	6,840,083	0.07				
Mappletree Industrial Trust REIT	SG	SGD	3,173,606	6,741,122	0.07				
China Evergrande Group 10.50% 03/10/2022	KY	USD	6,730,562	6,732,389	0.06				
KWG Group Holdings 7.40% 15/01/2027	KY	USD	6,363,599	6,550,302	0.06				
KWG Group Holdings 7.875% 09/08/2021	KY	USD	6,310,070	6,392,101	0.06				
China Aoyuan Group 6.35% 08/02/2024	KY	USD	6,369,729	6,362,258	0.06				
Kaisa Group Holdings 10.875% 23/07/2023	KY	USD	5,940,871	6,223,057	0.06				
CIFI Holding 4.35% 12/04/2027	KY	USD	6,282,330	6,214,319	0.06				
China South City Holdings 11.50% 12/02/2022	HK	USD	6,544,540	6,154,105	0.06				
Yuzhou Group Hldgs 3.575% VRN (Perpetual)	KY	USD	5,742,329	6,127,092	0.06				
Theta Capital 6.125% 22/01/2025	SG	USD	6,758,271	6,126,342	0.06				
RKF Overseas Finance 4.35% 13/01/2021	KY	USD	5,743,975	6,059,144	0.06				
China Evergrande Group 6.25% 28/06/2021	KY	USD	5,847,220	5,821,481	0.06				
Theta Capital 6.75% 31/10/2026	SG	USD	5,608,930	5,688,363	0.05				
RKPF Overseas 2019 A 6.70% 30/09/2024	VG	USD	5,278,235	5,592,000	0.05				
Yango Justice International 10.00% 12/02/2023	HK	USD	5,327,407	5,575,372	0.05				
MPT Operating Partnership 3.375% 24/04/2030	US	GBP	3,911,462	5,507,482	0.05				
Zhenro Properties Group 8.70% 03/08/2022	KY	USD	5,284,509	5,436,465	0.05				
Kaisa Group Holdings 11.25% 09/04/2022	KY	USD	5,171,316	5,549,752	0.05				
Easy Tactic 11.625% 03/09/2024	VG	USD	5,267,788	5,515,020</					

国コード	通貨	株数または 額面価額 (米ドル)	時価 (米ドル)	純資産 比率(%)	国コード	通貨	株数または 額面価額 (米ドル)	時価 (米ドル)	純資産 比率(%)		
Hongkong Land Holdings	HK	USD	175,475	868,600	0.01	US Treasury 1.25% 15/05/2050	US	USD	7,309,796	5,660,951	0.05
MPT Operating Partnership 5.25% 01/08/2026	US	USD	857,927	866,541	0.01	US Treasury 0.25% 15/06/2023	US	USD	5,597,489	5,605,470	0.05
Redsun Properties Group 7.30% 15/01/2025	KY	USD	890,047	865,407	0.01	Ecuador 0.50% 31/07/2035 Reg S	EC	USD	9,371,862	5,554,707	0.02
MGM Growth Properties 4.50% 01/09/2024	US	USD	806,475	853,855	0.01	Peru 2.844% 20/06/2030	PE	USD	5,448,136	5,422,582	0.05
Ascot Residence Trust	SG	SGD	995,254	791,041	0.01	Oman 6.75% 17/01/2048 Reg S	OM	USD	5,305,302	5,309,068	0.05
Corestate Capital Holding 1.375% 28/11/2022	LU	EUR	716,965	742,897	0.01	Pakistan 6.00% 08/04/2026 Reg S	PK	USD	5,110,078	5,261,975	0.05
Yongtao Justice 7.50% 15/04/2024	HK	USD	752,692	739,107	0.01	Russia 5.25% 25/06/2047 Reg S	RU	USD	4,256,927	5,251,896	0.05
Rohstone China Holdings 10.50% 01/03/2022	KY	USD	700,214	716,908	0.01	China 7.625% 16/05/2029 Reg S	BY	USD	4,895,319	5,358,709	0.05
Crown Castle International 5.20% 15/02/2049	US	USD	557,883	695,163	0.01	Argentina 0.125% 09/07/2030	AR	USD	5,163,722	4,850,782	0.05
CIFI Holdings Group 6.55% 28/03/2024	KY	USD	586,004	618,968	0.01	Russia 1.65% 03/03/2033 Reg S	RS	EUR	4,099,929	4,760,853	0.05
Easy Tactic 8.62% 27/02/2024	VG	USD	652,248	616,580	0.01	Serbia 1.125% 15/11/2027	RU	EUR	3,622,556	4,349,643	0.04
Flagstar Centrepoint Trust REIT	SG	SGD	371,450	615,193	0.01	Belarus 6.378% 24/02/2031 Reg S	BY	USD	4,671,322	4,358,497	0.05
Elect Global Investments 4.10% NRN (Perpetual)	VG	USD	599,755	608,446	0.01	US Treasury 1.375% 15/08/2050	US	USD	5,320,214	4,256,587	0.04
CapitaLand Malls Trust REIT	SG	SGD	368,585	594,158	0.01	Indonesia 8.25% 15/05/2029	ID	IDR	55,073,192,919	4,240,998	0.04
China Merchants Commercial REIT	HK	HKD	1,541,509	535,984	0.01	Pakistan 8.25% 30/09/2025 Reg S	PK	USD	3,692,559	4,124,680	0.04
Cromwell European REIT	SG	SGD	854,671	477,504	0.01	UK 5.25% 08/03/2027 Reg S	UK	USD	6,162,504	4,077,729	0.04
Easy Tactic 5.75% 15/01/2022	VG	USD	468,803	462,944	0.00	US Treasury 0.50% 31/03/2025	US	USD	3,831,194	3,818,698	0.04
Crown Castle International 4.30% 15/02/2029	US	USD	396,583	449,725	0.00	US Treasury 1.625% 15/11/2050	US	USD	4,423,070	3,776,196	0.04
Wharf REIC Finance 2.875% 07/05/2030 EMTN	VG	USD	446,128	447,487	0.00	Serbia 3.125% 15/05/2027 Reg S	RS	EUR	2,802,570	3,716,478	0.04
CapitaLand China Trust REIT	SG	SGD	430,529	446,085	0.00	Indonesia 5.875% 15/01/2024 REGS	ID	USD	3,108,282	3,524,566	0.03
Keppel Pacific Oak US REIT	SG	USD	371,516	425,421	0.00	Belarus 6.378% 24/02/2031 Reg S	BY	USD	3,671,489	3,509,870	0.03
Crown Castle International 4.15% 01/07/2050	US	USD	377,654	407,251	0.00	Belarus International Bond 6.20% 28/02/2030 Reg S	BY	USD	3,671,489	3,509,811	0.03
GEO Group 5.125% 01/04/2023	US	USD	410,496	375,603	0.00	Turkey 8.575% 26/06/2031	TR	USD	3,628,655	3,410,529	0.03
Zhenro Properties Group 9.15% 06/05/2023	KY	USD	360,095	375,413	0.00	Serbia 2.125% 01/12/2030 Reg S	RS	USD	3,661,698	3,379,407	0.03
For East Hospitality Trust	SG	SGD	744,018	351,519	0.00	Kenya 7.25% 28/02/2028 Reg S	KE	USD	3,084,051	3,352,160	0.03
Realty Income REIT	US	USD	4,645	318,554	0.00	Ukraine 0.30% VRN 31/05/2040	UA	USD	3,084,051	3,264,128	0.03
Langfor Group Holdings 3.85% 15/01/2032	KY	USD	305,683	315,562	0.00	Turkey 7.625% 26/04/2029	TR	USD	2,992,263	3,184,501	0.03
Vonke Real Estate 3.50% 12/11/2023 EMTN	HK	USD	305,683	307,768	0.00	Thailand 1.60% 17/12/2029	TH	THB	99,257,270	3,177,326	0.03
Digital Ditch Finco BV 1.25% 01/02/2031	US	USD	246,415	304,545	0.00	US Treasury 0.250% 15/04/2023	US	USD	3,016,686	3,082,150	0.03
WP Carey REIT	US	USD	3,989	298,649	0.00	Ghana 6.375% 11/02/2027 Reg S	GH	USD	3,069,365	3,056,954	0.03
Gaming and Leisure Properties REIT	US	USD	6,297	293,004	0.00	Armenia 1.75% 26/03/2025 Reg S	AM	USD	2,705,887	3,013,022	0.03
Omega Healthcare Investors REIT	US	USD	7,229	295,000	0.00	Iraq 6.752% 09/03/2025 Reg S	IQ	USD	2,918,834	2,980,771	0.03
China Overseas Fin. (KY) III 5.375% 29/10/2023	KY	USD	256,657	256,211	0.00	Ukraine 6.875% 01/05/2029 Reg S	UA	USD	2,973,515	2,975,791	0.03
Propnex	SG	SGD	283,208	240,158	0.00	Romania 2.75% 14/04/2041 Reg S	RO	EUR	2,447,659	2,898,708	0.03
Langfor Group Holdings 4.50% 16/01/2028	KY	USD	212,528	251,144	0.00	Ghana 8.125% 26/03/2032 Reg S	GH	USD	2,827,046	2,859,354	0.03
Langfor Group Holdings 3.95% 16/09/2029	KY	USD	219,723	231,049	0.00	Egypt 7.60% 01/05/2029 Reg S	EG	USD	2,588,400	2,815,089	0.03
Blackstone Mortgage Trust REIT	US	USD	18,862	222,800	0.00	Thailand 1.45% 17/12/2024	TH	THB	81,589,915	2,682,456	0.03
Sunshine China Holdings 14/06/2022	KY	USD	176,637	184,801	0.00	Malaysia 1.00% 05/12/2024	MY	MYR	407,071,941	2,646,036	0.03
Grand City Properties 1.375% 03/08/2026 EMTN	LU	EUR	144,783	184,515	0.00	Croatia 1.75% 04/05/2041	HR	EUR	2,160,559	2,625,899	0.03
New Metro Global 6.50% 20/05/2022	VG	USD	178,637	182,657	0.00	Bahrain 7.50% 20/09/2047 Reg S	BR	USD	2,447,659	2,592,328	0.03
China SCE Group Holdings 5.875% 10/03/2022	KY	USD	178,637	180,770	0.00	Sri Lanka 6.85% 05/11/2025 Reg S	PK	USD	3,806,110	2,562,806	0.02
Yusitan Group Holdings 6.625% 25/01/2022	KY	USD	179,043	187,085	0.00	Kenya 7.25% 28/02/2028 Reg S	KE	USD	2,496,612	2,495,526	0.02
Adler Group 2.25% 14/01/2029	LU	EUR	152,826	178,736	0.00	Philippine 10.625% 16/05/2025	PH	USD	1,786,569	2,447,917	0.02
Land Securities Capital Mkts 1.974% 08/02/2024 EMTN GB	GB	GBP	126,559	178,539	0.00	Kenya 8.00% 22/05/2032 Reg S	KE	USD	2,221,251	2,440,515	0.02
Digital Euro Finco 1.125% 09/04/2028	US	EUR	136,739	170,533	0.00	Ghana 7.875% 26/03/2027 Reg S	GH	USD	2,326,276	2,430,177	0.02
NWS 1.125% 11/02/2021	NL	EUR	131,752	162,517	0.00	Kenya 6.375% 28/02/2029 Reg S	KE	USD	2,447,659	2,384,381	0.02
AMD MTN 4.125% 18/07/2029	VG	USD	151,841	156,572	0.00	Egypt 7.625% 29/05/2023 Reg S	EG	USD	2,202,893	2,345,824	0.02
Simon International Finance SCA 1.125% 19/03/2033	LU	EUR	127,650	153,498	0.00	Belarus 5.875% 24/02/2026 Reg S	BY	USD	2,368,110	2,299,876	0.02
GEO Group 5.875% 15/10/2024	US	USD	107,973	137,633	0.00	Bahrain 6.00% 19/09/2044 Reg S	BH	USD	2,447,659	2,291,327	0.02
Sun Hung Kai Properties	HK	HKD	8,395	126,588	0.00	Oman 6.50% 08/03/2047 Reg S	OM	USD	2,319,157	2,275,928	0.02
Yip Property Group 1.75% 22/01/2028 EMTN	LU	GBP	88,888	125,443	0.00	Sri Lankar 8.625% 28/02/2029 Reg S	PK	USD	1,982,040	2,295,902	0.02
Langfor Group Holdings 3.90% 16/04/2023	KY	USD	90,212	94,248	0.00	Brazil Letras 7.05% 01/07/2023	BR	BRL	13,619,240	2,167,840	0.02
Country Garden Holdings 5.40% 27/05/2025	KY	USD	87,532	93,905	0.00	Mexico 7.75% 29/05/2031	MX	MXN	40,575,293	2,137,756	0.02
RKPF Overseas 7.875% 01/03/2023	VG	USD	85,495	87,410	0.00	Hungary 1.50% 23/08/2023	HU	HUF	627,614,754	2,126,772	0.02
Langfor Group Holdings 3.375% 15/04/2027	KY	USD	66,359	69,379	0.00	Romania 4.00% 25/03/2029 Reg S	RO	EUR	6,158,992	2,078,800	0.02
Doiwa House Industry	JP	JPY	2,032	60,298	0.00	Romania 4.00% 14/02/2031 Reg 1	RO	USD	2,060,929	2,056,941	0.02
Orix JREIT REIT	JP	JPY	27	48,303	0.00	Czech Republic 2.75% 25/07/2028	CZ	CZK	40,658,054	2,054,786	0.02
Daio Trust Construction	JP	JPY	442	46,992	0.00	Argentina 0.125% 09/07/2030	AR	EUR	4,938,397	2,012,882	0.02
China Overseas Finance Cayman VI 5.95% 08/05/2024	KY	USD	36,442	41,203	0.00	Oman 5.375% 08/03/2027 Reg S	OM	USD	1,887,880	1,977,401	0.02
Kaisa Group Holdings 9.95% 23/07/2025	KY	USD	35,727	34,566	0.00	Ukraine 7.75% 01/09/2025 Reg S	UA	USD	1,835,744	1,957,419	0.02
China Overseas Finance 2.75% 02/03/2030 EMTN	KY	USD	10,718	10,447	0.00	Nigeria 8.747% 21/01/2031 Reg S	NG	USD	1,656,821	1,892,520	0.02
Swire Properties MN Fin. 5.50% 10/01/2028 EMTN	HK	USD	7,145	7,661	0.00	Indonesia 6.50% 15/06/2025	ID	IDR	25,104,389,365	1,800,196	0.02
						Indonesia 3.375% 15/05/2024	ID	IDR	23,270,505,941	1,747,907	0.02
						Oman 5.625% 17/01/2028 Reg S	OM	USD	1,659,932	1,728,165	0.02
						Angola 8.25% 09/05/2028 Reg S	AO	USD	1,606,644	1,653,959	0.02
						Thailand 2.00% 17/12/2022	TH	THB	50,209,179	1,652,338	0.02
						Nigeria 7.625% 28/11/2047 Reg S	NG	USD	1,631,854	1,646,296	0.02
						Mexico 8.00% 07/11/2047	MX	MXN	31,581,573	1,691,674	0.02
						Australia 1.75% 21/06/2051	AU	AUD	2,494,942	1,558,650	0.02
						Romania 3.40% 08/05/2022	RO	RON	1,468,596	1,555,089	0.02
						Oman 6.00% 01/08/2029 Reg S	OM	USD	1,82,005	1,527,917	0.01
						Bahrain 5.25% 25/01/2035 Reg S	BH	USD	1,517,549	1,477,541	0.01
						Mexico 8.50% 31/05/2029	MX	MXN	26,673,626	1,474,771	0.01
						Hungary 1.00% 26/11/2025	HU	HUF	445,606,461	1,454,107	0.01
						US Treasury 0.25% 15/11/2023	US	USD	4,425,742	1,518,236	0.01
						Brazil Letras 7.48% 01/01/2024	BR	BRL	9,414,221	1,433,029	0.01
						Bahrain 3.75% 14/05/2030 Reg S	BH	USD	1,211,591	1,372,450	0.01
						Nigeria 6.50% 28/11/2027 Reg S	NG	USD	1,285,021	1,360,927	0.01
						Armenia 3.375% 26/03/2029 Reg S	AM	USD	1,382,927	1,328,453	0.01
						Pakistan 8.875% 08/04/2031 Reg S	PK	USD	1,236,068	1,321,358	0.01
						Indonesia 7.00% 15/09/2030	ID	IDR	18,465,196,267	1,322,039	0.01
						Ukraine 7.75% 01/09/2026 Reg S	UA	USD	1,223,830	1,321,944	0.01
						Ukraine 7.75% 01/09/2025 Reg S	UA	USD	1,223,830	1,321,740	0.01
						Oman 5.375% 08/03/2027 Reg S	OM	USD	1,887,880	1,320,071	0.01
						Indonesia 8.375% 15/04/2039	ID	IDR	17,067,982,694	1,312,149	0.01
						Honduras 5.625% 24/06/2030 Reg S	HN	USD	1,223,830	1,294,200	0.01
						Mexico 7.50% 03/06/2027	MX	MXN	25,535,555	1,240,252	0.01
						China 7.00% 01/10/2035	CLP	CLP	1,005,752,611	1,225,060	0.01
						Thailand 3.50% 17/06/2038	TH	THB	32,745,799	1,190,881	0.01
						South Africa 5.75% 30/09/2049	ZA	USD	1,223,830	1,182,550	0.01
						Romania 3.65% 28/07/2025	RO	RON	4,550,207	1,163,799	0.01
						Thailand 2.125% 11/12/2026	TH	THB	34,361,907	1,160,160	0.01
						Oman 6.75% 28/10/2027 Reg S					

国コード	通貨	株数または 額面価額 (米ドル)	時価 (米ドル)	純資産 比率(%)
Angola 9.00%	USD	976,127	1,073,173	0.01
Nigeria 7.875%	USD	979,064	1,057,996	0.01
Australia 5.00%	AUD	1,149,758	993,166	0.01
Sri Lanka 6.55%	LK	1,350,667	937,043	0.01
Peru 5.40%	PE	3,680,960	933,970	0.01
Indonesia 8.125%	ID	12,435,126,220	932,282	0.01
El Salvador 7.625%	USD	896,355	923,671	0.01
Czech Republic 2.40%	CZK	917,047	917,047	0.01
Angola 8.00%	AO	900,983	911,073	0.01
Thailand 3.85%	TH	25,804,228	908,436	0.01
Oman 6.25%	OM	832,204	897,670	0.01
Indonesia 8.25%	ID	11,499,159	876,714	0.01
Chile 4.50%	CL	564,855,261	863,204	0.01
Egypt 7.053%	EG	813,847	835,821	0.01
Sri Lanka 6.75%	LK	1,259,557	832,441	0.01
El Salvador 9.50%	USD	725,528	823,013	0.01
Czech Republic 1.80%	CZK	17,259,405	785,956	0.01
Oman 7.50%	OM	764,894	782,869	0.01
Hungary 1.50%	HUF	235,355,525	782,080	0.01
Indonesia 6.50%	ID	10,983,257,847	762,479	0.01
Turkey 4.875%	TR	922,523	715,960	0.01
Peru 6.15%	PE	2,529,287	697,966	0.01
Thailand 3.40%	TH	18,828,442	694,099	0.01
Thailand 1.60%	TH	21,966,516	660,507	0.01
Argentina 0.125%	AR	1,835,744	650,404	0.01
Nigeria 7.145%	NG	611,915	650,190	0.01
Brazil 10.00%	BR	3,138,074	635,651	0.01
Argentina 1.00%	AR	1,669,770	628,568	0.01
Mexico 5.75%	MXN	12,552,295	617,432	0.01
Indonesia 7.50%	ID	8,614,722,861	616,908	0.01
Hungary 3.00%	HUF	171,966,457	616,212	0.01
Australia 2.75%	AUD	701,186	596,899	0.01
Australia 1.25%	AUD	815,166	593,570	0.01
Czech Republic 2.00%	CZK	12,552,295	592,420	0.01
Chile 5.00%	CL	390,690,172	590,868	0.01
Australia 1.50%	AUD	769,838	585,221	0.01
South Africa 6.30%	ZA	562,762	573,739	0.01
Thailand 2.85%	TH	17,766,448	569,203	0.01
Turkey 6.625%	TR	611,915	565,496	0.01
Romania 5.00%	RO	1,973,848	552,304	0.01
Chile 4.70%	CL	560,878,472	545,547	0.01
Indonesia 12.90%	ID	7,145,474,839	543,713	0.01
Turkey 5.75%	TR	611,915	505,548	0.01
Thailand 3.65%	TH	12,552,295	472,976	0.00
Angola 9.375%	AO	466,208	461,968	0.01
Indonesia 4.875%	ID	459,905	459,716	0.01
Indonesia 7.50%	ID	6,276,147,341	446,195	0.00
Indonesia 6.625%	ID	6,276,147,341	442,240	0.00
Peru 8.20%	PE	1,223,849	410,928	0.00
Indonesia 8.25%	ID	5,334,725,240	406,852	0.00
Peru 6.75%	PE	885,506	401,002	0.00
Romania 5.80%	RO	1,568,200	393,666	0.00
Ecuador 6.70%	EC	709,968	389,602	0.00
Indonesia 7.50%	ID	5,334,725,240	387,779	0.00
Peru 6.70%	PE	1,192,468	354,393	0.00
South Africa 5.65%	ZA	567,149	354,216	0.00
Peru 6.35%	PE	1,098,326	324,520	0.00
Brazil 10.00%	BR	1,631,798	320,613	0.00
Peru 5.94%	PE	1,098,326	316,052	0.00
Dominican Republic Bond 9.75%	DO	15,768,820	304,406	0.00
Mexico 10.00%	MX	4,007,111	290,319	0.00
Czech Republic 4.20%	CZK	4,707,111	282,129	0.00
Mexico 8.50%	MXN	4,007,111	253,802	0.00
Mexico 7.75%	MXN	4,007,111	244,779	0.00
Thailand 3.775%	TH	6,276,147	238,658	0.00
Hungary 3.00%	HUF	72,175,694	235,392	0.00
Peru 5.35%	PE	941,422	224,246	0.00
Romania 3.65%	RO	627,615	158,861	0.00
Sri Lanka 6.25%	LK	154,621	151,382	0.00
Chile 6.00%	CL	72,175,694	122,446	0.00
Chile 4.00%	CL	62,761,473	92,945	0.00
Peru 6.90%	PE	313,807	92,929	0.00
Hungary 3.25%	HUF	25,104,589	89,877	0.00
Peru 6.90%	PE	313,807	89,346	0.00
Chile 2.50%	CL	62,761,473	89,131	0.00
Argentina 0.500%	AR	194,483	85,404	0.00
Chile 2.20%	CL	62,761,473	81,713	0.00
Hungary 2.25%	HUF	25,104,589	79,888	0.00
Indonesia 7.00%	ID	1,071,821,226	78,128	0.00
Dominican Republic Bond 8.90%	DO	4,079,496	74,410	0.00
Indonesia 8.375%	ID	535,910,613	41,427	0.00
			629,757.92	6.08

クローズエンド型ファンド

Hid Infrastructure	GB	GBP	35,779,168	84,456,973	0.81
Greencoat UK Wind Funds	GB	GBP	35,752,369	66,584,598	0.64
Sepia Economic Infrastructure Income Fund	GB	GBP	39,994,807	59,101,248	0.59
International Public Partnerships	GB	GBP	21,463,849	50,071,595	0.48
Blackstone GSO Loan Financing	GB	EUR	30,852,657	28,952,689	0.28
Twentyfour Income Fund	GB	GBP	18,045,386	26,841,136	0.26
CVC Credit Partners European Opportunities	GB	GBP	16,908,324	24,097,059	0.23
Fair Oaks Income	GB	USD	35,975,545	23,545,995	0.22
Starwood European Real Estate Finance	GB	GBP	12,113,633	15,220,270	0.15
			378,889,923	3.66	

オープンエンド型ファンド

Fidelity IIF - The Euro Dollar Fund -A-ACC-USD	IE	EUR	7,597	138,022,287	1.33
Fidelity IIF - The Euro Dollar Fund -A-ACC-EUR	IE	EUR	7,969	131,645,651	1.27

Fair Oaks High Grade Credit Fund	LU	EUR	34,939	42,371,830	0.41
Neuberger Berman CLO Income Fund	IE	USD	938,148	9,118,797	0.09
Principal Global Investors Fund	IE	USD	96	6,055,000	0.00
			321,159,618	3.10	

エクイティ・リンク債

HSBC (Hangzhou Hkvision (A)) ELN 20/08/2021	CN	USD	202,532	1,956,582	0.02
HSBC (China Natl. Accord Med (A)) ELN 15/10/2021	CN	USD	65,301	420,967	0.00
HSBC (China S1 Publish & Med (A)) ELN 25/11/2022	CN	USD	196,462	309,581	0.00
UBS (Focus Media Info. (A)) ELN 24/02/2023	CN	USD	5,352	5,58	0.00
			2,692,699	0.03	

コミュニケーション・サービス

KDDI	JP	JPY	696,601	21,078,673	0.20
Vodafone Group 6.25% VRN 03/10/2078	GB	USD	15,865,760	17,559,794	0.17
Verizon Communications (US)	US	USD	300,267	17,251,854	0.17
Cellnex Telecom 0.75% 21/11/2031	ES	EUR	13,659,091	15,789,744	0.15
China Mobile	HK	HKD	2,150,014	14,352,261	0.14
Vodafone Group 3.10% VRN 03/01/2079	GB	EUR	7,842,921	9,838,775	0.09
Telcelonia Europe BV 3.875% VRN (Perpetual)	LU	EUR	7,293,916	9,464,480	0.09
Telecom Italia Finance 7.75% 24/01/2033 EMTN	LU	EUR	4,019,295	7,178,531	0.07
SoftBank Group 5.125% 19/09/2027	JP	USD	5,501,354	5,832,262	0.06
SoftBank Group 6.00% VRN (Perpetual)	JP	USD	5,513,175	5,609,656	0.05
Elioa (A)	FI	EUR	97,664	5,544,808	0.05
Telecom Italia Europe 5.875% VRN (Perpetual)	NL	EUR	3,732,028	5,246,515	0.05
Telecom Italia 1.125% 26/03/2022	IT	EUR	4,140,089	5,016,515	0.05
Alice France 5.875% 01/02/2027 Reg S	FR	EUR	3,350,107	4,302,312	0.04
Bharti Airtel 1.50% 17/02/2025 Reg S	IN	USD	3,620,653	4,279,124	0.04
Telecom Italia Europe BV 2.375% VRN (Perpetual)	LU	EUR	3,584,806	4,191,714	0.04
Fair Easone Telecommunications	TW	USD	1,608,078	3,743,402	0.04
Telecom Italia 5.303% 30/05/2024	IT	EUR	3,226,168	3,527,654	0.03
Infrastructure Wireless Italiana	IT	EUR	287,547	3,355,698	0.03
HKBN	HK	HKD	2,122,554	3,102,661	0.03
Hellenic Telecommunications Organization	GR	EUR	180,853	3,070,118	0.03
Silken 11.00% 02/04/2024	GE	USD	2,809,109	3,068,951	0.03
D Peng Holding HongKong 7.55% 01/12/2021	HK	USD	4,478,599	2,911,089	0.03
Deutsche Telekom	DE	EUR	141,880	2,731,139	0.03
KRW	KR	USD	211,151	2,501,717	0.02
Tencent Music Entertainment Group ADR	CN	USD	141,162	2,490,100	0.02
NetLink NBN Trust	SG	SGD	3,251,031	2,369,756	0.02
NOS SGPS	PT	EUR	504,530	1,914,476	0.02
Hutchison Telecommunications Hong Kong Holdings	HK	USD	9,014,706	1,750,772	0.02
Proximus	BE	EUR	81,687	1,742,461	0.02
Telecom Italia 5.875% 19/05/2023 EMTN	IT	GBP	1,115,279	1,683,619	0.02
Nippon Telegraph & Telephone	JP	JPY	65,761	1,659,691	0.02
Telecom Italia Europe 3.00% VRN (Perpetual)	LU	EUR	1,126,871	1,597,443	0.02
Telecom Italia 2.375% 12/10/2027 EMTN	IT	EUR	1,015,700	1,279,210	0.01
Singapore Telecommunications	SG	SGD	629,178	1,180,225	0.01
Alice France 5.50% 15/01/2028 144A	FR	USD	1,127,451	1,162,955	0.01
Cellnex Telecom 1.875% 26/06/2029	ES	EUR	879,815	1,077,183	0.01
Vodafone Group 4.25% VRN 05/10/2078	LU	EUR	790,330	1,075,722	0.01
SoftBank Group 6.25% 15/04/2028	JP	USD	945,660	1,066,375	0.01
Telecom Italia 3.625% 19/01/2024 EMTN	IT	EUR	796,628	1,033,552	0.01
Netflix 3.625% 15/06/2030 Reg S	US	EUR	583,877	841,597	0.01
Verizon Communications 3.70% 03/03/2061	US	USD	739,578	745,701	0.01
Verizon Communications 2.10% 22/03/2028	US	USD	682,123	688,126	0.01
China Union	HK	HKD	1,027,511	592,204	0.01
AT&T	US	USD	18,129	566,336	0.01
Tower Bersama Infrastructure 2.75% 20/01/2026	ID	USD	535,911	545,864	0.01
Cellnex Telecom 2.875% 18/04/2025 EMTN	ES	EUR	398,314	519,959	0.01
Aviata SPVS 3.064% 19/08/2050 EMTN	MY	USD	489,465	449,760	0.00
Cellnex Telecom 1.50% 16/01/2026	ES	EUR	173,297	343,277	0.00
Verizon Communications 4.875% 15/03/2039	US	USD	257,391	312,285	0.00
Tencent Music 2.00% 03/09/2030	KY	USD	321,546	302,836	0.00
CK Hutchison Group Telecom 1.50% 17/10/2031	LU	EUR	232,376	291,250	0.00
Globe Telecom 3.00% 25/07/2035	PH	USD	290,285	267,097	0.00
Tencent Music 1.375% 03/09/2025	KY	USD	241,160	236,944	0.00
America Movil 6.125% 30/05/2040	MX	USD	160,869	224,522	0.00
Telefonica Emisiones 5.445% 08/10/2029 EMTN	ES	GBP	120,652	211,550	0.00
BCE	CA	CAD	5,961	187,061	0.00
Telefonor	NO	NOK	9,954	177,947	0.00
Globe Telecom 2.50% 23/07/2030	PH	USD	183,532	173,534	0.00
Spark New Zealand	NZ	NZD	47,767	150,685	0.00
Vantage Towers 0.75% 31/05/2030 EMTN	DE	EUR	112,609	134,264	0.00
PLDT 2.50% 23/01/2031	PH	USD	121,473	119,669	0.00
Softbank	JP	JPY	7,776	80,216	0.00
PLDT 3.45% 23/06/2050	PH	USD	87,961	88,149	0.00
AT&T 4.50% 15/05/2035	US	USD	72,391	82,148	0.00
Bharti Airtel Int'l 5.35% 20/05/2024 Reg S	NL	USD	21,436	23,620	0.00
SingTel Group Treasury 2.375% 03/10/2026 EMTN	SG	USD	17,864	18,742	0.00
Aviata SPVS 4.85% 24/03/2026 EMTN	US	USD	14,442	14,042	0.00
HKT Capital 3.00% 14/07/2026	VG	USD	7,145	7,638	0.00
			211,623,191	2.04	

その他の市場で取引される証券

エネルギー	GB	USD	7,425,344	7,897,298	0.08
TechnipFMC 6.50% 01/02/2026 144A	NL	USD	3,451,200	3,885,487	0.04
Oil and Gas Holding 7.50% 25/10/2027 Reg S	BH	USD	3,136,002	3,538,539	0.03
Total Capital 3.883% 11/10/2028	FR	USD	2,857,642	2,968,862	0.03
FEL Energy VI 5.75% 01/2040 Reg S	LU	USD	2,512,168	2,634,656	0.03
NSL Energy Operating 7.50% 01/02/2026 144A	US	USD	2,445,400	2,375,954	0.02
Petroleo Brasileiro 6.9% 23/01/2027	BR	USD	2,326,679	2,556,439	0.02
DCP Midstream Oper. 5.375% 15/07/2025	US	USD	2,464,586	2,551,142	0.02

国コード	通貨	株数または 額面価値 (米ドル)	時価 (米ドル)	純資産 比率(%)	国コード	通貨	株数または 額面価値 (米ドル)	時価 (米ドル)	純資産 比率(%)		
								177,000.40	1.71		
Petronas Capita 7.875% 22/05/2022 Reg S	MY	USD	2,031,994	2,187,698	0.02	EnfraGen Energia Sur ES 5.375% 30/12/2030 Reg S	ES	USD	4,895,319	4,890,399	0.05
Targa Resources Partners 5.375% 01/02/2027	US	USD	2,019,412	2,101,168	0.02	Greenko Dutch BV 3.85% 29/03/2025 Reg S	NL	USD	4,634,942	4,721,847	0.05
GEICO Note 5.198% 01/02/2026 Reg S	LU	USD	2,017,476	2,055,588	0.02	DPA 4.5% 15/04/2028	US	USD	4,238,024	4,604,253	0.04
Geopark 5.50% 11/01/2027 Reg S	BM	USD	2,000,961	2,055,588	0.02	Enel Finance International 2.875% 25/05/2022 144A	US	USD	3,850,045	3,944,049	0.04
EG Global Finance 6.5% 07/02/2025 144A	GB	USD	1,929,087	1,991,773	0.02	Commonwealth Edison 3.70% 15/08/2028	US	USD	3,232,494	3,654,755	0.04
PBF Holding 9.25% 15/05/2025 144A	US	USD	1,785,535	1,872,579	0.02	ContourGlobal Paper Heds 3.125% 01/01/2028 Reg LU	LU	USD	2,840,487	3,454,640	0.03
Comstock Resources 9.75% 15/08/2026	US	USD	1,663,918	1,811,591	0.02	Berkshire Hathaway Energy 5.25% 15/04/2028	US	USD	2,856,174	3,096,761	0.03
Harvest Midstream 7.50% 01/09/2028 144A	US	USD	1,637,143	1,748,737	0.02	Brooklyn Union Gas 3.407% 10/03/2026 144A	US	USD	2,672,838	2,885,612	0.03
Repsol	ES	EUR	1,455,54	1,740,500	0.02	Terraform Global Operating 6.125% 01/03/2026 144A	US	USD	2,796,407	2,875,902	0.03
Citgo Petroleum 7.00% 15/06/2025 144A	US	USD	1,626,659	1,679,526	0.02	Onor Electric Delivery 5.70% 15/11/2028	US	USD	2,557,749	2,852,345	0.03
Sunoco Finance 5.50% 15/02/2026	US	USD	1,584,722	1,639,958	0.02	Alcantara Funding Trust 1.84% 15/11/2023 144A	US	USD	2,547,460	2,602,107	0.03
Citizenship Energy 5.50% 01/02/2026 144A	US	USD	1,415,700	1,458,708	0.02	ReNew Power 4.50% 14/07/2028 Reg S	IN	USD	2,592,757	2,582,845	0.02
Hess Midstream Ops 5.125% 15/02/2026 144A	US	USD	1,541,799	1,602,101	0.02	Cleveland Electric 3.50% 01/04/2028 144A	US	USD	2,412,309	2,499,822	0.02
Indigo Natural Resources 5.375% 01/02/2029 144A	US	USD	1,496,010	1,484,790	0.01	DPL 4.125% 01/07/2025 144A	US	USD	2,196,450	2,367,840	0.02
MEG Energy 5.875% 01/02/2029 144A	CA	USD	1,437,138	1,474,934	0.01	Enagas	ES	EUR	91,585	1,996,578	0.02
Cheniere Corpus Christi Holdings 5.125% 30/04/2027	US	USD	1,250,197	1,475,962	0.01	Infraeast: Energyetica Nova 4.75% 15/01/2051 Reg S	MX	USD	1,599,979	1,589,316	0.02
Petroleos Mexicanos 5.35% 12/02/2028	MX	USD	1,448,280	1,424,601	0.01	Clearway Energy Operating 4.75% 15/03/2028 144A	US	USD	1,465,564	1,537,761	0.01
Aker BP 4.00% 15/01/2031 144A	NO	USD	1,327,721	1,407,467	0.01	TerraForm Power Operating 4.25% 31/01/2023 144A	US	USD	1,370,200	1,408,737	0.01
MEG Energy 7.125% 01/02/2027 144A	CA	USD	1,266,165	1,350,833	0.01	ContourGlobal Power Heds 2.75% 01/01/2026 Reg S	LU	EUR	1,035,616	1,254,924	0.01
Woodside Finance 3.65% 05/03/2025 144A	AU	USD	1,264,050	1,346,929	0.01	Dike Energy Florida 3.80% 15/07/2028	US	USD	1,041,416	1,188,507	0.01
California Resources 7.125% 01/02/2026 144A	US	USD	1,257,294	1,288,343	0.01	China Datang 5.90% VRN 25/07/2023	CN	USD	701,564	1,144,371	0.01
CVR Energy 5.75% 15/02/2028 144A	US	USD	1,249,229	1,264,744	0.01	China Southern Power Grid 3.45% 09/02/2024 MTN	CN	CNY	701,654	1,089,053	0.01
Endeavor Energy Resources 5.50% 30/01/2028 144A	US	USD	1,179,872	1,258,045	0.01	Solinas Midstream Holdings 7.625% 01/04/2026 144A	US	USD	886,316	929,337	0.01
CVR Energy 5.25% 15/02/2025 144A	US	USD	1,249,229	1,257,037	0.01	Empres Eolica Guacolda 4.54% 30/04/2025 Reg S	CL	USD	1,144,728	890,653	0.01
Northern Oil and Gas 8.125% 01/03/2028 144A	US	USD	1,198,421	1,233,229	0.01	TerraForm Power Operating 4.75% 15/01/2030 144A	US	USD	782,280	815,527	0.01
Comstock Resources 6.75% 01/03/2029 144A	US	USD	1,200,034	1,227,395	0.01	Vista Operations 5.50% 01/09/2026 144A	US	USD	648,406	670,289	0.01
Antero Midstream Partners 5.75% 01/01/2027 144A	US	USD	1,146,807	1,161,142	0.01	Tenaga Nasional 7.50% 01/11/2025 Reg S	MY	USD	535,911	666,603	0.01
Hess Midstream Ops 5.625% 15/02/2026 Reg S	US	USD	1,072,611	1,114,175	0.01	Genesis Mediterranean 5.50% 27/07/2023 Reg S	US	USD	947,070	645,571	0.01
Continental Resources 5.75% 15/01/2031 144A	US	USD	933,898	1,087,342	0.01	NRG Energy 3.625% 15/02/2031 144A	US	USD	641,954	629,086	0.01
Denbury WTS 18/09/2025	US	USD	45,087	1,004,497	0.01	Boston Gas 3.001% 01/08/2029 144A	US	USD	578,954	605,356	0.01
PetroChina 2.42% 09/04/2023	CN	CNY	7,016,564	1,069,518	0.01	Ferrelgas Finance 5.875% 01/04/2029 144A	US	USD	592,759	587,572	0.01
ECM Midstream 6.50% 01/07/2027 144A	US	USD	860,508	949,768	0.01	Genesis 5.875% 01/05/2026 144A	US	USD	502,759	588,537	0.01
CITGO Petroleum 4.375% 15/06/2026 144A	US	USD	906,477	930,595	0.01	Superior Plus 4.50% 15/03/2029 144A	CA	USD	546,145	579,682	0.01
Cheniere Energy Partners 5.625% 01/10/2026	US	USD	837,121	874,791	0.01	NRG Energy 5.25% 15/06/2029 144A	US	USD	533,080	570,323	0.01
Occidental Petroleum 5.50% 15/03/2026	US	USD	794,861	851,495	0.01	Vista Operations 5.625% 15/02/2027 144A	US	USD	526,660	548,658	0.01
Occidental Petroleum 6.95% 01/07/2024	US	USD	746,408	829,873	0.01	TerraForm Power Operating 5.00% 31/01/2028 144A	US	USD	501,627	538,756	0.01
Hess Midstream Ops 5.625% 15/02/2026 144A	US	USD	760,500	820,305	0.01	NRG Energy 2.40% 12/02/2027 144A	US	USD	502,161	507,460	0.01
Chesapeake Energy 6.625% 15/02/2029 144A	US	USD	760,505	785,245	0.01	NSG Holdings 7.75% 15/12/2025 144A	US	USD	434,898	464,254	0.01
Hilcorp Energy 6.00% 01/02/2031 144A	US	USD	780,667	781,643	0.01	Nextera Energy OpePartners 4.50% 15/09/2027 144A	US	USD	396,785	429,425	0.00
Vine Energy Holdings 6.75% 15/04/2029 144A	US	USD	760,505	775,605	0.01	Piedmont Natural Gas 5.50% 01/06/2029	US	USD	357,022	388,757	0.00
Hilcorp Energy 5.75% 01/02/2029 144A	US	USD	700,826	740,887	0.01	Chemours 5.75% 15/12/2029 144A	US	USD	321,394	325,394	0.00
Antero Resources 7.625% 01/02/2029 144A	US	USD	697,600	754,717	0.01	Exelon 4.70% 15/04/2050	US	USD	160,869	195,373	0.00
Global Partners Finance 8.875% 15/01/2029	US	USD	628,527	747,895	0.01	APT Pipelines 4.25% 15/07/2027 Reg S	US	USD	160,869	179,520	0.00
Magnolia Oil & Gas Fin. 6.00% 01/08/2026 144A	US	USD	665,011	707,099	0.01	Empres Distribuidora 9.75% 25/10/2022 Reg S	AR	USD	171,336	145,422	0.00
Occidental Petroleum 6.60% 15/03/2046	US	USD	720,621	730,158	0.01	Genesis Mediterranean 4.875% 24/05/2026 Reg S	US	USD	122,383	128,635	0.00
Petroleos Mexicanos 5.84% 15/02/2026 144A	MX	USD	615,540	664,728	0.01	Nextera Energy OpePartners 4.25% 15/09/2024 144A	US	USD	91,537	54,923	0.00
Comstock Resources 7.50% 15/05/2025 144A	US	USD	696,149	720,305	0.01	AES 3.30% 15/07/2025 144A	US	USD	9,033	9,639	0.00
Tallgrass Energy Partners Fin. 6.00% 31/12/2030 144A	US	USD	713,730	716,406	0.01	AES 3.95% 15/07/2030 144A	US	USD	7,742	8,332	0.00
New Fortress 6.75% 15/09/2025 144A	US	USD	685,890	708,685	0.01						
Targa Resources Partners 4.875% 01/02/2031 144A	US	USD	665,342	696,363	0.01						
Endeavor Energy 6.625% 15/07/2029 144A	US	USD	646,793	689,643	0.01						
Nabors Industries 5.75% 01/02/2025 144A	US	USD	634,217	685,101	0.01						
Targa Resources Partners 6.875% 15/01/2029	US	USD	601,630	674,578	0.01	泰村					
Rottier Midstream 5.625% 15/07/2025 144A	US	USD	652,276	667,573	0.01	Scheller Packaging Finance 0.375% 01/11/2024 Reg S	NL	EUR	4,340,779	5,459,253	0.05
Targa Resources Partners 5.50% 01/05/2030	US	USD	615,540	664,728	0.01	Ardagh Packaging Finance 4.00% 01/09/2029 144A	SU	USD	4,174,068	4,161,087	0.04
Petroleos Mexicanos 5.625% 23/01/2046	MX	USD	615,805	660,728	0.01	Ardagh Packaging Finance 5.25% 15/08/2027 144A	US	USD	3,999,898	4,089,896	0.04
Sunoco Finance 4.50% 15/05/2029 144A	US	USD	647,599	654,885	0.01	Ardagh Packaging Finance 3.25% 01/09/2028 144A	SU	USD	3,710,222	3,668,584	0.04
Archrock Partners 6.25% 01/04/2028 144A	US	USD	620,985	651,159	0.01	Ardagh Packaging Finance 1.25% 15/08/2026 144A	US	USD	2,910,864	2,998,199	0.04
EG Global Finance 6.45% 15/02/2025 144A	GB	USD	608,282	647,221	0.01	Air Liquide Finance 2.50% 27/09/2026 144A	FR	USD	2,759,881	2,915,289	0.03
DCP Midstream 5.625% 15/07/2027	US	USD	584,694	638,998	0.01	Solvint Energy Fin. 6.50% 15/05/2026 144A	US	USD	2,889,598	2,875,150	0.03
Citgo Holding 9.25% 01/08/2024 144A	US	USD	611,308	630,411	0.01	CeramTec Bond 5.25% 15/12/2025 Reg S	DE	EUR	2,205,464	2,752,780	0.03
W&T Offshore 9.75% 01/11/2023 144A	US	USD	710,504	628,562	0.01	First Quantum Minerals 7.50% 01/04/2025 144A	CA	USD	2,458,457	2,556,795	0.02
Tencha Resources 5.375% 15/05/2023 144A	US	USD	660,085	627,061	0.01	First Quantum Minerals 6.875% 15/10/2027 144A	CA	USD	2,310,550	2,538,716	0.02
YPF 4.00% 12/02/2026 Reg S	AR	USD	767,253	620,965	0.01	Big River Steel 6.625% 31/01/2029 144A	US	USD	2,062,155	2,230,994	0.02
Hess Midstream Ops 5.625% 15/02/2026 144A	US	USD	584,564	569,821	0.01	Berry Global 4.50% 15/02/2026 144A	US	USD	2,025,058	2,077,588	0.02
KLX Energy Services Hgs 11.50% 01/11/2025 144A	US	USD	585,250	558,879	0.01	Consolidated Eng. Fin. 3.954% FRN 15/06/2027 144A	LU	USD	2,005,702	2,000,513	0.02
Teekay 9.25% 15/11/2022 144A	MH	USD	538,725	551,978	0.01	Chemours 5.75% 15/12/2028 144A	US	USD	1,847,795	1,989,370	0.02
Occidental Petroleum 6.45% 15/09/2036	US	USD	458,884	521,416	0.01	Berry Global 1.00% 15/01/2025 Reg S	US	EUR	1,615,967	1,964,862	0.02
Antero Midstream Partners 5.75% 15/01/2028 144A	US	USD	508,885	519,206	0.01	InfraBuild Australia 12.00% 01/10/2024 144A	AU	USD	1,756,502	1,782,849	0.02
DCP Midstream Oper. 5.85% VRN 21/05/2043 144A	US	USD	557,112	488,393	0.01	Valvoline 4.25% 15/10/2024 144A	US	USD	1,627,143	1,642,386	0.02
Targa Resources Partners 6.50% 15/07/2027	US	USD	539,526	370,480	0.00	Village Minerals 6.875% 01/04/2029 144A	CA	USD	1,296,005	1,385,101	0.02
CNX Resources 6.00% 15/01/2029 144A	US	USD	337,101	360,538	0.00	Constellation 5.25% 15/06/2028 144A	FR	USD	1,219,113	1,337,658	0.01
EnLink Midstream 5.625% 15/01/2021 144A	US	USD	312,106	323,029	0.00	First Quantum Minerals 7.25%					

国コード	通貨	株数または 額面価額	時価 (米ドル)	純資産 比率(%)	国コード	通貨	株数または 額面価額	時価 (米ドル)	純資産 比率(%)		
International Game Tech 5.25% 15/01/2029 144A	GB	USD	2,103,286	2,230,576	0.02	NESCO Holdings II 5.00% 15/04/2029 144A	US	USD	594,372	612,946	0.01
CSC Holdings 7.50% 01/04/2028 Reg S	US	USD	1,965,378	2,166,771	0.02	WASH Multifamily Acquisition 5.75% 15/04/2026 144A	US	USD	567,758	589,759	0.01
Burger King 4.00% 15/01/2028 144A	CA	USD	2,099,575	2,049,511	0.02	AMC Networks 4.75% 01/08/2025	LU	USD	595,565	586,641	0.01
CSC Holdings 4.50% 15/12/2031 144A	US	USD	2,017,227	2,018,487	0.02	Match Group 6.25% 15/02/2029 144A	US	USD	535,499	580,547	0.01
CSC Holdings 7.50% 01/04/2028 144A	US	USD	1,774,244	1,956,051	0.02	Lamar Media 4.875% 15/01/2029	US	USD	525,015	554,521	0.01
Atresmedia Corp de Medios de Comunicacion	ES	EUR	405,273	1,950,337	0.02	Scripts Escrow 5.875% 15/07/2027 144A	US	USD	512,918	540,454	0.01
Global Entertainment 7.625% 15/04/2026 144A	US	USD	1,770,214	1,898,157	0.02	CCO Holdings Capital 4.50% 01/05/2032 144A	US	USD	525,821	531,737	0.01
Routine Helco 4.50% 15/01/2028 144A	US	USD	1,854,500	1,893,143	0.02	DANA 4.25% 01/09/2025 144A	US	USD	514,330	522,249	0.01
Carnival 5.75% 01/05/2027 144A	PA	USD	1,772,412	1,868,689	0.02	Marrriott Vacations Worldwide -3.55% 15/01/2026	US	USD	459,907	520,760	0.01
DISH DBS 7.75% 01/07/2026	US	USD	1,621,014	1,868,218	0.02	Crax 4.25% 15/03/2029 144A	US	USD	504,047	513,009	0.00
CRC Finco 5.25% 15/10/2025 144A	US	USD	1,800,858	1,816,615	0.02	Sands China 3.80% 08/01/2026	KY	USD	473,905	504,150	0.00
HFE Finance 5.025% 15/01/2028 Reg S	EU	EUR	1,608,110	1,733,989	0.02	DISH DBS 5.875% 15/11/2024	US	USD	458,884	503,541	0.01
Charter Communications 6.48% 23/10/2045	US	USD	1,289,729	1,707,301	0.02	Clear Channel Outdoor Hlds 7.75% 15/04/2028 144A	US	USD	476,626	491,416	0.00
CCM Merg 6.375% 01/05/2026 144A	US	USD	1,612,949	1,690,814	0.02	New Home 7.25% 15/10/2025 144A	US	USD	465,356	490,171	0.00
NCL 10.25% 01/02/2026 144A	BM	USD	1,425,041	1,679,759	0.02	Hilton Domestic Operating 3.625% 15/02/2032 144A	US	USD	499,208	489,978	0.00
AMC Networks 4.75% 01/08/2025	US	USD	1,608,110	1,659,321	0.02	Hilton Domestic Operating 4.00% 01/05/2031 144A	US	USD	465,949	472,258	0.00
Group 1 Auto 4.00% 15/08/2028 144A	US	USD	1,612,949	1,611,272	0.02	Powdr 6.00% 01/08/2025 144A	US	USD	447,367	469,563	0.00
CT Investment 5.00% 15/04/2026 Reg S	DE	EUR	1,310,814	1,599,454	0.02	Hilton Domestic Operating 3.75% 01/05/2029 144A	US	USD	466,949	468,716	0.00
CSC Holdings 5.00% 15/04/2027 144A	US	USD	1,524,237	1,599,024	0.02	Yumi Brands 4.75% 15/01/2030 144A	US	USD	385,075	410,377	0.00
Twin River Worldwide Hldg 6.75% 01/06/2027 144A	US	USD	1,485,526	1,588,770	0.02	Vail Resorts 6.25% 15/05/2025 144A	US	USD	379,043	402,735	0.00
L Brands 6.625% 01/10/2030 144A	US	USD	1,375,846	1,587,504	0.02	Scripts Escrow II 5.375% 15/01/2031 144A	US	USD	325,011	384,842	0.00
CSC Holdings 4.625% 01/12/2030 144A	US	USD	1,609,723	1,575,517	0.02	Specialty Bld. Prds. Hldgs 6.375% 30/09/2026 144A	US	USD	355,655	375,216	0.00
Lamar Media 3.625% 15/01/2031 144A	US	USD	1,612,949	1,574,642	0.02	EW Scripps 5.125% 15/05/2025 144A	US	USD	348,397	358,434	0.00
CCO Holdings Capital 4.50% 01/06/2033 144A	US	USD	1,558,915	1,570,607	0.02	Entercam Media 6.50% 01/05/2027	US	USD	357,106	346,469	0.00
CSC Holdings 4.625% 01/10/2030 144A	US	USD	1,488,752	1,509,222	0.02	Entercam Media 6.50% 01/05/2027	US	USD	340,382	344,580	0.00
CSC Holdings 6.50% 01/02/2029 144A	US	USD	1,548,425	1,492,365	0.01	Clear Channel Intl. 6.625% 01/08/2025 144A	NL	USD	320,170	335,779	0.00
Univision 6.625% 01/06/2027 144A	US	USD	1,626,156	1,477,917	0.01	NCL Finance 6.125% 15/03/2028 144A	BM	USD	314,525	331,726	0.00
Cosmos Entertainment 6.25% 01/01/2025 144A	US	USD	1,364,555	1,453,033	0.01	IBM Acquisition 6.25% 15/12/2027 144A	US	USD	288,718	296,782	0.00
CSC Holdings Capital 4.50% 15/08/2030 144A	US	USD	1,410,512	1,436,816	0.01	Entercam Media 6.50% 01/05/2027	US	USD	246,615	250,156	0.00
Redstone Holdings 6.50% 15/09/2028 144A	US	USD	1,574,233	1,433,572	0.01	Alfamy Gaming 6.875% 15/12/2027 144A	US	USD	247,750	284,564	0.00
Sotheby's 15.75% 10/10/2027 144A	US	USD	1,296,005	1,391,650	0.01	NCL 5.875% 15/03/2026 144A	BM	USD	254,846	266,694	0.00
Wynn Resorts Capital 7.75% 15/10/2025 144A	US	USD	1,248,425	1,350,906	0.01	CCO Holdings Capital 5.875% 01/05/2027 144A	US	USD	254,846	265,885	0.00
Wynn Senior Secured Fin 7.75% 15/10/2027 144A	IE	EUR	1,238,288	1,356,273	0.01	Britannia Entertainment 4.25% 15/02/2029 144A	US	USD	241,156	249,815	0.00
Magic Merge 7.875% 01/05/2029 2027 144A	US	USD	1,242,777	1,287,442	0.01	Mattel 5.375% 01/04/2026 144A	US	USD	251,620	260,744	0.00
KFC Holding 5.25% 01/06/2026 144A	US	USD	1,241,164	1,278,343	0.01	Mattel 3.75% 01/04/2029 144A	US	USD	251,620	257,640	0.00
Alice France Holding 10.50% 15/05/2027 Reg S	LU	EUR	1,116,967	1,260,838	0.01	Real Home Merger Sub 2 6.25% 01/02/2027 144A	US	USD	212,265	241,318	0.00
Volvo Car 3.25% 18/05/2021	SE	USD	1,025,477	1,235,056	0.01	Yumi Brands 7.75% 01/24/2025 144A	US	USD	214,522	234,904	0.00
Golden Nugget 8.75% 01/01/2025 144A	US	USD	951,007	1,220,345	0.01	UC Holdings*	US	USD	229,947	234,847	0.00
Lennox 5.575% 01/10/2027	US	USD	1,129,762	1,202,547	0.01	Aesbury Automotive Group 4.75% 01/03/2030	US	USD	192,102	199,786	0.00
Viacom 6.25% VRN 28/02/2025	US	USD	1,040,352	1,167,946	0.01	Aesbury Automotive Group 4.50% 01/03/2028	US	USD	192,264	198,228	0.00
Royal Caribbean Cruises 9.125% 15/06/2023 144A	LR	USD	1,029,062	1,137,329	0.01	Booking Holdings 4.625% 15/04/2030	US	USD	120,652	141,469	0.00
Sirius XM Radio 5.00% 01/08/2027 144A	US	USD	1,064,159	1,118,135	0.01	Home Depot Financials Group 6.625% 15/01/2028 144A	CY	EUR	52,097	54,800	0.00
Mercadolibre 3.125% 14/01/2031	US	USD	1,168,577	1,117,858	0.01	Cairo Meeq	CY	EUR	35,688	5,058	0.00
PetSmart Finance 7.75% 15/02/2029 144A	US	USD	1,017,771	1,104,139	0.01						
Carnival 10.50% 01/02/2026 144A	PA	USD	932,285	1,100,049	0.01						
Trinity Growth Hldg Grp 3.75% 15/03/2025 MTN	CN	CNY	7,016,546	1,080,409	0.01						
Expedia Group 4.625% 01/08/2027 144A	US	USD	951,400	1,070,516	0.01	生活必需品					
Taylor Morrison Comm. 5.875% 15/04/2023 144A	SU	USD	981,480	1,057,441	0.01	Bellis Acquisition Co 5.25% 16/02/2026 Reg S	GB	GBP	10,098,807	14,041,445	0.14
Burger King 3.875% 15/01/2028 144A	CA	USD	1,026,642	1,041,744	0.01	Sigma Holdco 5.75% 15/05/2028 Reg S	NL	EUR	10,556,793	12,265,155	0.12
Boyd Gaming 4.75% 01/12/2027	US	USD	1,014,545	1,041,476	0.01	Orifice Invest Hldg 4.75% 01/04/2028 Reg S	US	USD	6,484,988	6,915,022	0.09
Carvana 4.00% 15/01/2028 144A	US	USD	1,025,411	1,037,028	0.01	Mondelez Intl. Holdings 2.00% 28/10/2021 144A	NL	USD	3,14,072	3,155,387	0.03
Hilton Domestic Operating 4.875% 15/01/2030	US	USD	967,769	1,033,128	0.01	Albertsons 4.875% 15/02/2030 144A	US	USD	2,305,711	2,395,092	0.02
Academy 6.00% 15/11/2027 144A	US	USD	953,253	1,015,910	0.01	Post Holdings 5.75% 01/03/2027 144A	US	USD	2,007,865	2,177,064	0.02
Ahtalem Global Education 5.50% 01/05/2028 144A	US	USD	1,010,513	1,014,302	0.01	Simon Finance 4.00% 16/02/2027 Reg S	US	USD	2,505,024	2,090,749	0.08
Expedia Group 3.60% 15/01/2025 144A	US	USD	951,400	1,014,270	0.01	JBS USA Finance 6.75% 15/02/2028 144A	SU	USD	1,789,567	1,977,472	0.01
Hilton Domestic Operating 5.375% 01/05/2025 144A	US	USD	959,705	1,011,913	0.01	Performance Food Group 5.50% 15/10/2027 144A	US	USD	1,578,271	1,665,991	0.02
Charter Communications 5.75% 01/04/2048	US	USD	823,261	1,011,001	0.01	Central Garden & Pet 4.125% 30/04/2031 144A	US	USD	1,612,949	1,608,917	0.02
Nissan Motor Acceptance 3.875% 21/09/2023 144A	US	USD	935,976	997,807	0.01	Britnita Invest 9.125% 01/08/2024 Reg S	GB	GBP	392,013	1,479,252	0.01
Matalan Finance 6.75% 31/01/2025 Reg S	GB	GBP	782,001	991,351	0.01	SEG Holdings 5.625% 15/10/2028 144A	US	USD	1,340,561	1,412,405	0.01
Peninsula 8.50% 15/11/2027 144A	US	USD	922,607	980,270	0.01	Albertsons 4.625% 15/01/2027 144A	US	USD	1,296,011	1,350,305	0.01
Aramark Services & 3.375% 01/05/2025 144A	US	USD	908,090	967,116	0.01	Kraft Heinz Foods 4.875% 01/10/2049	US	USD	1,121,000	1,288,224	0.01
Station Casinos 5.00% 01/10/2025 144A	US	USD	936,962	951,602	0.01	Orifice Invest Hldg 4.625% 01/11/2024 144A	IE	EUR	86,151	1,268,362	0.01
LCM Investments Holdings II 4.875% 01/05/2029 144A	US	USD	918,537	942,320	0.01	Post Holdings 5.625% 15/01/2028 144A	US	USD	1,183,098	1,246,169	0.01
Hilton Domestic Operating 5.75% 01/05/2028 144A	US	USD	874,218	941,819	0.01	Del Monte Foods 11.875% 15/05/2025 144A	US	USD	1,046,804	1,195,974	0.01
HSE Finance 5.75% FRN 15/01/2026 Reg S	LU	EUR	764,501	923,911	0.01	JBS USA Finance 5.50% 15/01/2030 144A	US	USD	1,022,610	1,124,881	0.01
CSC Holdings 5.75% 15/01/2030 144A	US	USD	853,250	909,778	0.01	US Foods 4.75% 15/02/2029 144A	US	USD	1,063,740	1,074,377	0.01
Sirius XM 4.125% 01/07/2030 144A	US	USD	905,251	904,381	0.01	Simon Finance 4.625% 01/03/2025 144A	CN	CNY	7,016,544	1,066,204	0.01
Burger King 4.375% 15/01/2028 144A	US	USD	888,735	920,022	0.01	Post Holdings 6.625% 15/04/2030 144A	US	USD	1,030,474	1,042,270	0.01
CSC Holdings 5.375% 01/02/2028 144A	US	USD	850,831	894,456	0.01	Pilgrim's Pride 4.25% 15/04/2031 144A	US	USD	1,023,416	1,034,930	0.01
Terrier Media Buyer 8.875% 15/12/2027 144A	US	USD	816,146	885,525	0.01	Orifice Invest Hldg 9.125% 01/08/2024 144A	GB	USD	923,657	983,239	0.01
CSC Holdings 3.375% 15/01/2031 144A	US	USD	922,572	870,872	0.01	Lamar Media 4.875% 15/01/2029 144A	US	USD	745,150	907,460	0.01
Lennox 5.00% 15/04/2027	US	USD	751,157	869,561	0.01	Albertsons 5.50% 15/02/2023 144A	US	USD	775,829	798,646	0.01
LCPR Ssr. Secured Fin 5.125% 15/07/2029 144A	IE	USD	841,959	864,852	0.01	Darling Ingredients 5.25% 15/04/2027 144A	US	USD	708,085	745,702	0.01
Sirius XM Radio 4.625% 15/07/2024 144A	US	USD	825,023	847,712	0.01	Barry Callebaut Services 5.50% 15/06/2023 144A	BE	USD	666,526	727,985	0.01
CSC Holdings 5% 15/11/2031 144A	US	USD	841,153	843,260	0.01	2-Elaven 4.00% 10/02/2024 144A	US	USD	705,852	704,082	0.01
Magic Merge 5.25% 15/05/2028 144A	US	USD	815,340	827,576	0.01	JBS USA Finance 4.50% 15/04/2029 144A	SU	USD	615,001	686,057	0.01
Royal Caribbean Cruises 11.50% 01/06/2025 144A	LR	USD	688,729	798,065	0.01	Mill Weston Holdings 4.875% 01/11/2026 144A	US	USD	561,306	584,109	0.01
Tempur Sealy International 4.00% 15/04/2029 144A	US	USD	785,506	796,523	0.01	C&S Group Enterprises 5.00% 15/12/2028 144A	US	USD	546,790	544,712	0.01
Macy's Retail Holdings 5.875% 01/04/2029 144A	US	USD	765,344	786,372	0.01	United Natural Foods 6.75% 15/10/2028 144A	US	USD	500,821	535,602	0.01

国コード	通貨	株数または 額面価額	時価 (米ドル)	純資産 比率(%)	
Inesa Sanpaolo 2.125% 26/05/2025 EMTN	IT	EUR	223,367	288,713	0.00
Credit Suisse Group 3.866% VRN 12/01/2029 144A	CH	USD	265,455	286,965	0.00
ANZ 2.5% VRN 25/11/2025 Reg S	AU	USD	299,445	299,978	0.00
Bevco Lux Scrl 1.50% 16/09/2027	LU	EUR	194,732	247,132	0.00
UniCredit 2.20% VRN 07/2027 EMTN	IT	EUR	185,000	235,557	0.00
Metropolitan Life Global 3.05% 11/06/2029 144A	US	USD	212,283	227,037	0.00
Morgan Stanley 2.699% VRN 22/01/2031 GMTN	US	USD	201,087	205,915	0.00
China CITIC Bank 1.10% VRN (Perpetual) EMTN	HK	USD	179,637	194,725	0.00
AmWnIns Group 7.75% 01/07/2026 144A	US	USD	181,457	193,217	0.00
Westpac Banking 2.963% 36/11/2040	AU	USD	202,288	190,371	0.00
JPMorgan Chase & Co. 2.956% VRN 15/05/2031	US	USD	134,728	138,468	0.00
ANZ 2.9% VRN 22/01/2031 Reg S	US	USD	132,717	137,468	0.00
QBE Insurance Group 5.875% VRN (Perpetual) 144A	AU	USD	122,795	133,586	0.00
Credit Agricole 4.00% VRN 01/01/2033 144A	FR	USD	120,652	129,971	0.00
JPM (Columbia) CLN 10.00% 26/07/2024	CO	COP	78,451,842	24,426	0.00
Shinhan Bank 3.875% 24/03/2026 Reg S	KR	USD	14,291	15,672	0.00
			559,259,220	5.20	

不動産

Yuzhou Group Hldgs 8.50% 26/02/2024	KY	USD	5,385,339	5,055,491	0.05
China Evergrande Group 8.90% 24/05/2021	KY	USD	3,355,550	3,331,379	0.03
Howard Hughes 5.375% 01/08/2028 144A	US	USD	5,129,121	5,314,522	0.05
SBA Communications 3.875% 15/02/2027	US	USD	2,392,810	2,453,707	0.02
Prologis 5.875% 15/09/2028	US	USD	2,122,832	2,399,550	0.02
WEA Finance 4.125% 20/09/2028 144A	US	USD	2,113,183	2,242,362	0.02
Scentre Group Trust 3.75% 23/05/2027 144A	AU	USD	1,572,825	1,715,084	0.02
GLP Capital 4.00% 15/01/2031	US	USD	1,612,949	1,706,323	0.02
Metlin Properties Socii REIT	ES	EUR	146,481	1,620,273	0.02
Diversified Healthcare Trst 4.375% 01/03/2031	US	USD	1,612,949	1,562,488	0.02
MGM Growth 4.625% 15/06/2025 144A	US	USD	1,363,748	1,453,688	0.01
Cardinal Capital 5.25% 01/06/2025	US	USD	1,271,000	1,315,258	0.01
Service Properties Trust 7.50% 15/09/2025	US	USD	1,459,226	1,303,023	0.01
Uniti Group Finance 6.50% 15/02/2029 144A	US	USD	1,119,387	1,114,573	0.01
SBA Communications 3.125% 01/02/2029 144A	US	USD	1,129,064	1,081,079	0.01
Unity Morrison Comm. 5.125% 01/06/2030 144A	US	USD	806,475	887,070	0.01
GLP Capital 5.25% 01/06/2025	AU	USD	775,022	876,581	0.01
Scentre Group Trust 2.550% 12/02/2025 Reg S	AU	USD	810,556	865,715	0.01
VICI Properties 3.50% 15/02/2025 144A	US	USD	854,701	853,482	0.01
Realtylog Group 5.75% 15/01/2029 144A	US	USD	803,249	854,672	0.01
Howard Hughes 4.375% 01/02/2031 144A	US	USD	797,425	797,402	0.01
Howard Hughes 4.125% 01/02/2029 144A	US	USD	806,475	797,301	0.01
Kennedy-Wilson 5.00% 01/03/2031	US	USD	762,118	790,138	0.01
Kennedy-Wilson 4.75% 01/03/2029	US	USD	762,118	788,831	0.01
Unity Morrison Comm. 5.75% 15/01/2028 144A	US	USD	686,510	776,817	0.01
Equinox 2.625% 18/11/2025	AU	USD	702,519	741,445	0.01
Yuzhou Group Hldgs 8.375% 30/10/2024	KY	USD	806,818	741,273	0.01
Equinox 5.375% 15/05/2027	US	USD	668,567	718,442	0.01
Uniti Group Finance 4.75% 15/04/2028 144A	US	USD	704,859	703,097	0.01
VICI Properties 4.125% 15/06/2030 144A	US	USD	675,406	684,349	0.01
MGM Growth Properties 5.5% 10/02/2029	US	USD	561,506	628,138	0.01
Unity Morrison Comm. 5.875% 15/06/2027 144A	US	USD	462,516	524,355	0.01
VICI Properties 3.75% 15/02/2027 144A	US	USD	514,331	519,033	0.01
Equinox 2.90% 18/11/2025	AU	USD	440,841	448,748	0.01
Realtylog Group 7.25% 15/06/2025 144A	US	USD	523,396	553,800	0.01
Weekley Homes 4.875% 15/09/2028 144A	US	USD	323,396	334,794	0.01
Blackstone Property Partners 1.75% 12/03/2029 EMTN	LU	EUR	162,800	203,638	0.00
WEA Finance 3.50% 15/06/2029 144A	US	USD	160,869	164,858	0.00
Mitsui Fudosan 3.6% 20/07/2027 Reg S	JP	USD	120,652	123,537	0.00
Equinox 3.00% 15/07/2050	US	USD	97,809	89,687	0.00
Bakrieland Development Wts 31/12/2049	ID	IDR	5,294,141	0	0.00
			46,942,803	0.45	

国債

China 2.90% 05/05/2026	CN	CNY	245,144,812	37,658,341	0.26
China 3.54% 16/08/2028	CN	CNY	178,287,136	26,372,816	0.37
Peru 2.783% 23/01/2031	PE	USD	25,590,278	25,635,317	0.25
China 3.29% 25/05/2029	CN	USD	130,141,650	23,367,869	0.23
China 2.77% 24/06/2030	CN	CNY	148,572,613	22,099,978	0.21
China 3.25% 06/06/2026	CN	CNY	112,998,497	17,697,379	0.17
China 3.12% 05/12/2026	CN	CNY	113,258,147	17,625,072	0.17
China 2.68% 21/05/2030	CN	CNY	109,995,112	16,161,974	0.16
China 2.74% 04/08/2026	CN	CNY	96,372,199	14,157,875	0.14
China 2.85% 04/06/2027	CN	CNY	94,267,232	14,568,467	0.17
Ghana 19.25% 18/01/2027	GH	GHS	67,885,889	11,917,907	0.11
Peru 3.23% 28/07/2121	PE	USD	14,110,358	11,906,179	0.11
China 3.86% 22/07/2049	CN	CNY	74,286,307	11,845,731	0.11
China 3.9% 16/05/2026	CN	CNY	46,892,622	9,780,176	0.19
Panama 4.50% 01/04/2056	PA	USD	8,055,756	8,931,798	0.09
Japan Inflation Linked Bond 0.10% 10/03/2029	JP	JPY	786,767,826	7,294,532	0.07
China 3.59% 03/08/2027	CN	CNY	37,145,153	5,941,687	0.06
China 2.86% 16/07/2027	CN	CNY	37,145,153	5,562,760	0.05
China 3.52% 04/07/2027	CN	CNY	32,285,892	3,548,658	0.03
Colombia 10.00% 24/07/2024	CO	COP	10,889,115,637	3,390,293	0.03
Ghana 17.60% 20/02/2023	GH	GHS	19,182,621	3,354,625	0.03
China 8.875% 28/02/2035	ZAR	ZAR	46,892,622	2,780,460	0.02
Russia 7.10% 14/01/2024	RU	RUB	201,778,137	2,759,480	0.03
South Africa 8.25% 31/03/2032	ZA	ZAR	42,175,710	2,550,761	0.02
South Africa 8.00% 31/01/2030	ZA	ZAR	39,979,059	2,548,714	0.02
China 7.15% 01/01/2031	US	USD	8,326,529,726	2,546,834	0.02
South Africa 7.00% 08/02/2031	ZA	ZAR	40,429,372	2,314,495	0.02
China 3.15% 21/11/2029	CN	CNY	15,587,859	2,088,226	0.02
Panama 3.80% 23/07/2060	PA	USD	2,059,705	2,064,195	0.02
Colombia 6.00% 04/04/2028	CO	COP	7,082,632,275	1,850,618	0.02
Pakistan 4.875% 05/12/2027 Reg S	PK	USD	1,630,932	1,770,674	0.02
Russia 7.25% 10/05/2054	RU	RUB	11,087,808	1,500,557	0.01
Malaysia 3.955% 15/09/2025	MY	MYR	5,468,533	1,456,111	0.01
Russia 7.65% 10/04/2030	RU	RUB	105,242,624	1,441,277	0.01
Malaysia 3.48% 15/03/2025	MY	MYR	5,334,725	1,335,076	0.01

国コード	通貨	株数または 額面価額	時価 (米ドル)	純資産 比率(%)	
Malaysia 3.726% 31/03/2026	MY	MYR	4,707,111	1,206,147	0.01
Malaysia 5.502% 31/05/2027	MY	MYR	4,707,111	1,186,044	0.01
Ukraine 1.75% 15/06/2021	UA	UAH	32,246,269	1,177,729	0.01
Russia 8.15% 03/02/2027	RU	RUB	81,589,915	1,167,187	0.01
Ukraine 15.84% 26/02/2025	UA	UAH	29,465,699	1,156,581	0.01
China 3.52% 25/04/2046	CN	CNY	7,428,631	1,114,846	0.01
Turkey 11.00% 02/03/2027	TR	TRY	91,451,221	1,086,672	0.01
Russia 6.00% 03/09/2027	RU	RUB	79,309,469	1,078,008	0.01
Russia 7.15% 12/11/2025	RU	RUB	75,573,768	1,035,446	0.01
China 3.02% 22/10/2025	CN	CNY	6,276,147	973,020	0.01
China 1.99% 09/04/2025	CN	CNY	6,276,147	935,298	0.01
Ukraine 1.75% 15/06/2021	UA	UAH	3,658,994	912,927	0.01
Russia 6.00% 06/10/2027	RU	RUB	64,330,510	825,330	0.01
Malaysia 3.655% 15/10/2024	MY	MYR	3,138,074	796,908	0.01
China 3.22% 06/12/2025	CN	CNY	4,707,111	736,359	0.01
China 2.94% 17/10/2020	CN	CNY	4,707,111	730,151	0.01
Colombia 7.00% 30/06/2032	CO	COP	2532,425,512	661,663	0.01
Colombia 6.25% 26/11/2025	CO	COP	2,196,651,569	611,035	0.01
Mexico 5.00% 27/04/2051	MX	USD	496,562	541,769	0.01
Colombia 7.75% 16/09/2030	CO	COP	1,882,844,202	529,547	0.01
South Africa 10.50% 21/02/2026	ZA	ZAR	6,276,147	494,776	0.01
China 3.19% 11/04/2024	CN	CNY	3,138,074	490,695	0.01
China 2.88% 05/11/2023	CN	CNY	3,138,074	486,676	0.01
South Africa 8.75% 28/02/2048	ZA	ZAR	8,697,464	478,498	0.00
Philippine 2.65% 10/12/2045	PH	USD	509,115	467,114	0.00
Russia 7.70% 16/03/2039	RU	RUB	30,972,787	456,911	0.00
Malaysia 4.36% 31/10/2028	MY	MYR	1,569,037	412,146	0.00
Malaysia 3.75% 15/06/2028	MY	MYR	1,569,037	400,318	0.00
Malaysia 4.09% 01/02/2031	MY	MYR	1,569,037	392,479	0.00
Argentina 0.125% 09/01/2038	AR	EUR	926,264	385,857	0.00
China 3.29% 18/10/2023	CN	CNY	2,196,652	344,748	0.00
China 3.28% 19/11/2030	CN	CNY	2,196,652	342,522	0.00
Malaysia 3.85% 15/08/2029	MY	MYR	1,286,610	330,790	0.00
Ukraine 16.75% 02/06/2021	UA	UAH	8,566,808	310,462	0.00
Turkey 10.60% 11/02/2026	TR	TRY	3,138,074	291,865	0.00
China 3.28% 03/12/2027	CN	CNY	1,725,941	269,382	0.00
Malaysia 4.365% 15/06/2050	CN	CNY	1,095,188	255,042	0.00
China 3.6% 02/07/2027	CN	CNY	240,542	240,542	0.00
Turkey 10.50% 11/08/2027	TR	TRY	2,541,840	224,122	0.00
Malaysia 3.75% 22/05/2040	MY	MYR	941,422	217,711	0.00
Philippine 6.375% 15/01/2032	PH	USD	156,414	211,978	0.00
China 3.25% 11/01/2025	CN	CNY	1,255,229	195,387	0.00
Philippine 6.25% 14/01/2036	PH	PHP	7,531,377	191,528	0.00
Turkey 16.20% 14/06/2023	TR	TRY	1,569,037	185,901	0.00
South Africa 9.00% 31/01/2040	ZA	ZAR	3,138,074	179,512	0.00
Turkey 12.36% 01/					

国コード	通貨	株数または 額面価値 (米ドル)	時価 (米ドル)	純資産 比率(%)	国コード	通貨	株数または 額面価値 (米ドル)	時価 (米ドル)	純資産 比率(%)
Vodafone Group 7.00% VRN 04/04/2019	GB	USD	1,341,557	1,632,835	0.02				
Deutsche Telecom 4.375% 21/06/2028 144A	NL	USD	1,399,139	1,619,594	0.02				
Virgin Media 5.00% 15/07/2030 144A	GB	USD	1,581,497	1,579,045	0.02				
Alicia (France) 5.125% 15/07/2029 144A	FR	USD	1,558,753	1,547,140	0.01				
C&S Senior Financing DAC 7.50% 15/10/2026 144E	IE	USD	1,384,717	1,464,899	0.01				
Allen Media 10.50% 15/02/2028 144A	US	USD	1,258,100	1,349,118	0.01				
Netflix 4.875% 15/06/2030 144A	US	USD	1,129,064	1,311,549	0.01				
Bayray Entertainment 5.50% 01/03/2025 Reg S	FR	USD	1,035,616	1,259,730	0.01				
Level 3 Financing 3.75% 15/07/2029 144A	US	USD	1,249,229	1,221,121	0.01				
Verizon Communications 0.80% FRN 20/03/2026	US	USD	1,139,760	1,155,511	0.01				
Netflix 5.625% 15/02/2027	US	EUR	807,850	1,125,048	0.01				
Imen Tech 4.00% 15/02/2027 144A	US	USD	1,070,998	1,092,418	0.01				
Zayo Group Holdings 4.00% 01/03/2027 144A	US	USD	1,091,767	1,079,802	0.01				
Windstream 7.75% 15/08/2028 144A	US	USD	965,350	1,007,623	0.01				
Telecom Italia 5.25% 11/03/2025 EMTN	IT	EUR	654,946	976,289	0.01				
Level 3 Financing 4.25% 01/07/2028 144A	US	USD	906,477	912,143	0.01				
Sprint 7.625% 01/03/2026	US	USD	683,890	839,475	0.01				
Frontier Communications 6.75% 01/05/2029 144A	US	USD	790,345	833,929	0.01				
Frontier 5.875% 15/10/2027 144A	US	USD	682,277	725,773	0.01				
Live Nation Entertainment 4.75% 15/10/2027 144A	US	USD	716,149	723,551	0.01				
Frontier Communications 5.00% 01/05/2028 144A	US	USD	700,826	716,928	0.01				
Netflix 5.875% 15/11/2028	US	USD	583,081	711,574	0.01				
Netflix 3.00% 15/06/2025 Reg S	US	EUR	474,192	622,533	0.01				
Zayo Group Holdings 6.125% 01/03/2028 144A	US	USD	602,456	619,811	0.01				
Alicia France 5.125% 15/01/2029 144A	FR	USD	616,953	619,304	0.01				
T-Mobile USA 3.50% 15/04/2025 144A	US	USD	561,615	609,706	0.01				
T-Mobile USA 3.50% 15/04/2031	US	USD	592,759	601,437	0.01				
T-Mobile USA 3.875% 15/04/2030 144A	US	USD	479,899	523,554	0.01				
VEON Holdings BV 3.375% 25/11/2027 144A	NL	USD	465,812	469,758	0.01				
Consolidated Comm 5.00% 01/03/2028 144A	US	USD	453,259	461,071	0.00				
Telesat Canada 6.50% 15/10/2027 144A	CA	USD	412,915	407,237	0.00				
NBN 2.625% 05/05/2031 Reg S	AU	USD	357,274	359,548	0.00				
NBN 1.65% 05/05/2031 Reg S	AU	USD	357,274	357,408	0.00				
Cablevision Lightpath 3.875% 15/09/2027 144A	US	USD	346,597	344,042	0.00				
AT&T 4.90% 15/06/2042	US	USD	251,680	293,749	0.00				
Cablevision Lightpath 5.625% 15/09/2028 144A	US	USD	275,008	282,238	0.00				
T-Mobile U.S. 3.75% 15/04/2027 144A	US	USD	252,614	277,683	0.00				
AT&T 3.50% 15/09/2035 Reg S	US	USD	205,925	205,925	0.00				
T-Mobile USA 3.375% 15/04/2029	US	USD	168,913	171,912	0.00				
			119,400,844	1.15					
非上場									
エネルギー									
DTF Finance 10.75% 31/12/2024 (Defaulted)	GB	USD	7,237,337	5,702,298	0.06				
EP Energy*	US	USD	54,886	2,890,858	0.03				
Vollourec 4.125% 04/10/2022 (Defaulted)	FR	EUR	346,382	2,661,667	0.03				
Nostrum O&G 8.00% 25/07/2022 Reg S (Defaulted)	NL	USD	7,405,477	1,821,747	0.02				
PDVSA 5.50% 12/04/2037 (Defaulted)	VE	USD	12,972,594	656,543	0.01				
Nostrum O&G Fin. 7.00% 14/02/2025 Reg S (Defaulted)	NL	USD	1,829,481	411,915	0.00				
Jonah Energy*	US	USD	30,550	458,256	0.00				
Mesquite 15.00% 15/07/2023*	US	USD	116,264	367,395	0.00				
Superior Energy Services*	US	USD	7,937	204,486	0.00				
Mesquite 15.00% 31/07/2023*	US	USD	67,400	188,720	0.00				
Pride International 7.875% 15/08/2040 (Defaulted)	US	USD	1,073,418	187,848	0.00				
PDVSA 6.00% 15/11/2026 Reg S (Defaulted)	VE	USD	3,671,489	173,955	0.00				
Mesquite Energy*	US	USD	9,570	152,442	0.00				
Valaris 4.50% 01/10/2024 (Defaulted)	GB	USD	1,438,751	147,472	0.01				
Valaris 7.75% 01/02/2026 (Defaulted)	GB	USD	901,639	92,418	0.00				
Tidewater Wts 14/11/2042	US	USD	6,534	65,344	0.00				
Ultra Resources 11.00% 12/07/2024 (Defaulted)*	US	USD	816,521	204,909	0.00				
Valaris 5.20% 15/03/2025 (Defaulted)	GB	USD	519,364	32,755	0.00				
Chesapeake Energy	US	USD	732	30,606	0.00				
Noble*	KY	USD	1,652	28,910	0.00				
PDVSA 6.00% 15/04/2024 Reg S (Defaulted)	VE	USD	489,532	23,287	0.00				
PDVSA 9.00% 17/11/2024 (Defaulted)	VE	USD	489,532	23,130	0.00				
PDVSA 12.75% 17/02/2024 Reg S (Defaulted)	VE	USD	489,532	23,130	0.00				
Lebanon 7.00% 22/04/2031 (Defaulted)	LB	USD	85,668	10,932	0.00				
SESI 7.5% 15/09/2024 (Defaulted)*	US	USD	520,985	5	0.00				
Fura Holdings*	GB	USD	146,750	0	0.00				
Noble WTS 31/12/2049 (A)	KY	USD	6,717	0	0.00				
Noble WTS 31/12/2049*	KY	USD	6,717	0	0.00				
			16,461,210	0.16					
公益事業									
GCL New Energy Hldgs 7.00% 30/01/2021 (Defaulted) BM	US	USD	6,668,378	5,551,424	0.05				
Futura Funding 7.00% 30/11/2005 (Defaulted)	GB	EUR	274,755	3	0.00				
TXU Eastern Funding 6.45% 15/05/2005 (Defaulted)*	GB	USD	116,642	1	0.00				
			5,551,428	0.05					
素材									
China Forestry 10.25% 17/11/2015 Reg S (Defaulted)*	KY	USD	895,686	24,631	0.00				
Sino-Forest 6.25% 21/02/2017 144A (Defaulted)*	CA	USD	1,764,742	18	0.00				
New WEI 9.50% 15/10/2019 144A (Defaulted)*	US	USD	839,540	8	0.00				
Sino Forest 0.00% 28/07/2014 (Defaulted)*	CA	USD	161,546	2	0.00				
Mirabela Nickel 1.00% 15/04/2044*	AU	USD	10,320	0	0.00				
			24,659	0.00					
資本財・サービス									
Hertz 6.00% 15/01/2028 144A (Defaulted)	US	USD	1,068,579	1,163,656	0.01				
Hertz 7.125% 01/08/2026 144A (Defaulted)	US	USD	1,052,449	1,143,881	0.01				
Hertz 5.50% 15/10/2024 144A (Defaulted)	US	USD	842,218	885,479	0.01				
Hertz 6.25% 15/10/2022 (Defaulted)	US	USD	785,087	823,220	0.01				
Sky View 15.75% WRN (Pre-puttable) (Defaulted)	US	USD	5,982,510	710,000	0.01				
ITNL Offshore 7.50% 18/01/2021 (Defaulted)	SG	CNY	4,799,205	85,311	0.00				
BLT Finance 7.50% 31/12/2024 (Defaulted)*	NL	USD	11,663,766	16,782	0.00				
								4,828,329	0.05
情報技術									
3PMedia FRN 35.24% 17/11/2023*	GB	GBP							
Tinghua Unic 4.75% 31/01/2021 (Defaulted)	VG	USD	3,127,969	938,391	0.01				
Nuor Capital 5.35% 24/01/2023 (Defaulted)	VG	USD	3,597,437	605,679	0.01				
Tinghua Unic 6.50% 31/01/2028 (Defaulted)	VG	USD	489,532	1,648,840	0.00				
								1,690,118	0.02
一般消費財・サービス									
Top Winc Excellence 6.00% 16/03/2028 (Defaulted)	VG	USD	5,548,866	221,955	0.00				
Chukchans Econ Dev. Auth. 8.00% 15/04/2028 Reg S	US	USD	19,373	13,404	0.00				
Graha Andrasentra Propertindo*	ID	IDR	15,746,159	7,631	0.00				
REXLot Holdings 4.50% 17/04/2019 (Defaulted)*	BM	HKD	512,661	1,980	0.00				
REXLot Holdings 6.00% 28/04/2017 (Defaulted)*	BM	HKD	197,177	1,016	0.00				
ACC Claims Holdings*	US	USD	299,220	411	0.00				
Johnston Press 6.625% 01/06/2019 Reg S (Defaulted)*	GB	GBP	679,612	9	0.00				
Waterford 9.875% 01/12/2010 Reg S (Defaulted)*	IE	EUR	386,009	5	0.00				
Wld. 8.625% 15/09/2014 144A (Defaulted) Reg S	US	EUR	45,102	0	0.00				
								456,188	0.00
生活必需品									
Top Markets*	US	USD	2,023	711,362	0.01				
Agrokor DL Challenged Strips*	HR	EUR	375,408	451,653	0.00				
Top Markets 13.00% 19/11/2024*	US	USD	415,442	405,173	0.00				
Tops Holding 5.00% 15/06/2022 (Defaulted)*	US	USD	2,023,445	20	0.00				
								1,568,208	0.02
ヘルスケア									
Rural Metro 10.125% 15/07/2019 (A) (Defaulted)*	US	USD	963,377	10	0.00				
Rural Metro 10.125% 15/07/2019 (Defaulted)*	US	USD	929,865	9	0.00				
								19	0.00
金融									
Stoneway Cap. 10.00% 01/03/2027 Reg S (Defaulted)	CA	USD	9,540,550	2,909,715	0.03				
Tianjin State-OCI, & Management. 1.60% 17/12/2039	CN	USD	11,679,767	2,594,352	0.02				
Unigroup Intl. Hldings 6.00% 10/12/2020 (Defaulted)	VG	USD	2,371,500	569,160	0.01				
Yihou Overseas Invest. 8.50% 23/10/2020 (Defaulted)	VG	USD	4,552,785	341,459	0.00				
Azlon Bco 0.00% 31/12/2022 Reg S*	SG	USD	117,769	2,346	0.00				
Hel Telc.Fin. 8.01% 15/07/2015 Reg S (Defaulted)*	LU	EUR	1,608,289	19	0.00				
Bulgaria Steel Fin. 12.00% 04/05/2013 (Defaulted)*	NL	EUR	78,450	1	0.00				

国コード	通貨	株数または 額面価額 (米ドル)	時価 (米ドル)	純資産 比率(%)	契約額等 (米ドル)	未実現(損)益 (米ドル)	純資産 比率(%)						
New Cota	10.625%	01/05/2019	144A (Defaulted)*	SU	USD	2,835,018	28	0.00					
Technicalor	0.00%	(Perpetual) (Defaulted)*	FR	EUR	598,979	7	0.00						
KPNQwest	1.125%	01/06/2009	(Defaulted)*	NL	EUR	145,585	2	0.00					
JPMiMedco*				GB	GBP	31,779	0	0.00					
Hellas Tel. II	6.054%	15/01/2015	144A (Defaulted)*	LU	USD	27,177	0	0.00					
						4,975,779	0.05						
その他							7	0.00					
投資資産合計 (取得価額 USD 9,256,643,364)						9,745,353,090	94.01						
通貨	契約額等	未実現(損)益 (米ドル)	純資産 比率(%)										
現金決済取引													
エネルギー - Select Sector Trust (PLS)	USD	222,596,382	8,192,131	0.08									
US Bancorp (GS)	USD	9,874,744	110,115	0.00									
Equitable Holdings (GS)	USD	2,927,640	1,273	0.00									
Acacia Global Management (GS)	USD	3,099,091	(10,463)	(0.00)									
Financial Times-S 100 Index (HSBC)	GBP	36,967,872	(364,889)	(0.00)									
MSCI Russia-EM (UBS)	USD	42,219,762	(450,520)	(0.00)									
Sandvik (UBS)	SEK	111,339,242	(956,751)	(0.01)									
		6,520,714	0.06										
通貨	契約額等	未実現(損)益 (米ドル)	純資産 比率(%)										
クレジット・デフォルト・スワップ													
Sold protection on CDX NA HY S36 5 Year 20/06/2026	USD	48,494,387	4,763,342	0.05									
Sold protection on Itraxx Xover S35 20/06/2026	EUR	16,022,213	2,289,438	0.01									
Bought protection on CDX EM CDSI S35 5 Year 20/06/2026	USD	35,613,443	1,154,546	0.01									
Sold protection on Ineos Gp 5.375% 20/12/2025	EUR	4,880,583	695,329	0.01									
Sold protection on Virgin Medi 3.75% 20/12/2025	EUR	4,588,151	626,008	0.01									
Bought protection on Braz 2.25% 20/12/2025	EUR	10,305,152	348,201	0.00									
Sold protection on Allcic 4.25% 20/12/2024	EUR	3,578,089	327,122	0.00									
Sold protection on Wind Acquisition Fin. 7% 20/12/2021	EUR	6,335,174	243,568	0.00									
Sold protection on Infrum Just 3.125% 20/06/2024	EUR	1,996,597	222,063	0.00									
Sold protection on Vertical H 6.625% 20/06/2026	EUR	1,665,831	160,869	0.01									
Sold protection on Wind Acquisition Fin. 4% 20/12/2021	EUR	2,127,692	81,803	0.00									
Sold protection on Tesco 6% 20/12/2021	EUR	2,041,978	14,101	0.00									
Sold protection on Fiat Finance 5.625% 20/06/2021	EUR	796,628	6,404	0.00									
Sold protection on Telecom Italia 5.375% 20/06/2022	EUR	1,595,255	4,520	0.00									
Bought protection on Quest Diagnostic 6.9% 20/06/2021	USD	399,916	(9,927)	(0.00)									
Sold protection on Inter-Continental A 0.5% 20/06/2021	EUR	2,168,027	(4,104)	(0.00)									
Bought protection on Conocophillips 5.9% 20/06/2022	USD	479,899	(4,609)	(0.00)									
Bought protection on Lincoln National 3.35% 20/12/2025	USD	853,154	(13,109)	(0.00)									
Bought protection on Alg International 6.25% 20/12/2025	USD	853,154	(14,927)	(0.00)									
Bought protection on Anvix 4.875% 20/06/2026	USD	1,159,756	(17,333)	(0.00)									
Bought protection on Wacomacs 4.75% 20/06/2026	USD	1,333,053	(22,852)	(0.00)									
Bought protection on Dow Chemical 3.75% 20/06/2026	USD	1,333,053	(23,527)	(0.00)									
Bought protection on Wells Fargo 3.069% 20/12/2025	USD	1,039,781	(24,496)	(0.00)									
Sold protection on Rolls-Royce 2.125% 20/12/2025	EUR	1,052,501	(89,595)	(0.00)									
Sold protection on Colombia Gls 10.375% 20/12/2025	EUR	15,102,058	(95,494)	(0.00)									
Bought protection on General Motors 4.875% 20/06/2026	USD	1,333,053	(261,631)	(0.00)									
Sold protection on Rolls-Royce 2.125% 20/06/2025	EUR	4,880,583	(345,853)	(0.00)									
Bought protection on Itraxx Xover S35 20/06/2026	EUR	3,432,611	(490,334)	(0.00)									
Sold protection on Turkey 11.875% 20/06/2026	USD	37,650,070	(5,329,853)	(0.05)									
		4,198,869	0.04										
契約額等 (米ドル)	未実現(損)益 (米ドル)	純資産 比率(%)											
外国為替先物取引													
Bought BRL Sold USD at 5.889000 04/06/2021		46,132,790	3,874,156	0.04									
Bought USD Sold GBP at 1.399723 04/06/2021		207,051,074	2,239,709	0.02									
Bought USD Sold GBP at 1.389484 04/06/2021		311,612,558	1,290,702	0.01									
Bought USD Sold USD at 1.389300 04/06/2021		311,612,558	1,248,771	0.01									
Bought CAD Sold USD at 1.260532 04/06/2021		45,961,546	1,170,155	0.01									
Bought NOK Sold USD at 8.483517 04/06/2021		48,287,177	1,058,270	0.01									
Bought USD Sold TRY at 0.137916 11/05/2021		6,361,327	923,185	0.01									
Bought USD Sold COP at 0.002883 11/05/2021		13,699,446	818,227	0.01									
Bought USD Sold PEN at 0.274688 11/05/2021		10,222,976	780,671	0.01									
Bought CLP Sold USD at 728.465000 11/05/2021		25,446,006	651,398	0.01									
Bought USD Sold GBP at 0.133566 11/05/2021		4,820,818	1,225,103	0.01									
Bought PHP Sold USD at 48.773400 07/05/2021		36,022,655	449,114	0.00									
Bought MXN Sold USD at 21.371200 07/05/2021		7,407,801	437,503	0.00									
Bought NOK Sold USD at 730.05000 11/05/2021		15,598,858	434,790	0.00									
Bought ZAR Sold USD at 15.463200 07/05/2021		6,145,781	406,563	0.01									
Bought USD Sold THB at 0.033350 07/05/2021		10,355,727	998,120	0.01									
Bought RUB Sold USD at 76.724000 11/05/2021		18,197,559	356,222	0.00									
Bought PLN Sold USD at 3.885564 11/05/2021		12,323,907	327,172	0.00									
Bought USD Sold TRY at 0.129785 07/05/2021		3,899,677	294,035	0.00									
Bought MXN Sold USD at 20.805500 07/05/2021										9,221,214	286,100	0.00	
Bought USD Sold COP at 0.000274 07/05/2021										9,964,683	283,082	0.00	
Bought USD Sold JPY at 0.000414 07/05/2021										6,860,265	283,029	0.00	
Bought PLN Sold USD at 5.970255 11/05/2021										5,730,007	280,297	0.00	
Bought ZAR Sold USD at 15.175500 07/05/2021										5,946,889	275,525	0.00	
Bought USD Sold RUB at 0.013426 11/05/2021										25,354,096	261,753	0.00	
Bought USD Sold MYR at 0.249724 07/05/2021										14,740,889	233,074	0.00	
Bought HUF Sold USD at 309.498000 07/05/2021										6,444,673	222,049	0.00	
Bought PLN Sold USD at 3.935050 11/05/2021										5,608,023	222,200	0.00	
Bought USD Sold COP at 0.000279 07/05/2021										4,879,702	218,390	0.00	
Bought USD Sold THB at 0.033263 11/05/2021										5,870,551	210,119	0.00	
Bought USD Sold MYR at 0.249741 07/05/2021										29,851,467	207,877	0.00	
Bought EUR Sold USD at 0.848410 11/05/2021										9,378,806	195,706	0.00	
Bought USD Sold RUB at 0.013638 04/06/2021										6,305,358	186,684	0.00	
Bought USD Sold PEN at 0.269884 07/05/2021										9,799,594	182,152	0.00	
Bought EUR Sold USD at 1.168170 11/05/2021										18,449,159	181,548	0.00	
Bought BRL Sold USD at 5.611400 07/05/2021										5,048,069	176,129	0.00	
Bought BRL Sold USD at 5.789390 04/06/2021										2,655,720	174,330	0.00	
Bought RUB Sold USD at 76.756000 07/05/2021										8,266,949	169,890	0.00	
Bought EUR Sold USD at 0.859217 11/05/2021										10,477,964	166,223	0.00	
Bought CLP Sold USD at 714.370000 11/05/2021										27,268,552	158,063	0.00	
Bought BRL Sold USD at 5.695170 11/05/2021										3,110,099	156,733	0.00	
Bought USD Sold JPY at 0.009265 11/05/2021										11,984,286	154,577	0.00	
Bought USD Sold TWD at 0.036177 07/05/2021										15,050,223	153,390	0.00	
Bought USD Sold EUR at 1.205145 11/05/2021										97,947,667	152,606	0.00	
Bought USD Sold PLN at 2.67099 11/05/2021										15,85,738	152,260	0.00	
Bought USD Sold IDR at 0.000070 11/05/2021										8,570,907	148,326	0.00	
Bought USD Sold HKD at 0.128824 04/06/2021										344,536,628	141,217	0.00	
Bought USD Sold THB at 0.033219 07/05/2021										4,299,155	137,347	0.00	
Bought USD Sold TWD at 0.036093 0													

	契約額等 (米ドル)	未実現(損)益 比率(%)	繰上償 比率(%)		契約額等 (米ドル)	未実現(損)益 比率(%)	繰上償 比率(%)
Bought EUR Sold GBP at 1.158787 24/06/2021	5,235,407	44,674	0.00	Bought BRL Sold USD at 5.540500 11/05/2021	835,005	18,262	0.00
Bought RUB Sold USD at 77.325000 07/05/2021	1,574,054	44,256	0.00	Bought USD Sold PLN at 0.267292 11/05/2021	1,551,926	18,195	0.00
Bought IDR Sold USD at 14610.0000 07/05/2021	4,102,198	45,637	0.00	Bought EUR Sold USD at 77.852400 04/06/2021	912,512	18,121	0.00
Bought EUR Sold GBP at 1.163589 11/05/2021	3,655,535	45,430	0.00	Bought HUF Sold USD at 508.435199 07/05/2021	583,253	18,058	0.00
Bought PLN Sold USD at 3.851146 11/05/2021	3,456,992	42,074	0.00	Bought USD Sold MYR at 0.246914 11/05/2021	1,502,413	17,965	0.00
Bought ZAR Sold USD at 15.113141 11/05/2021	1,007,650	41,737	0.00	Bought CHF Sold USD at 0.915120 04/06/2021	575,625	17,790	0.00
Bought EUR Sold GBP at 1.174369 11/05/2021	1,922,091	40,854	0.00	Bought CLP Sold USD at 739.000002 07/05/2021	437,658	17,725	0.00
Bought EUR Sold USD at 1.066746 11/05/2021	11,464,671	39,515	0.00	Bought EUR Sold GBP at 1.143539 04/06/2021	7,894,304	17,635	0.00
Bought BRL Sold USD at 5.467700 04/06/2021	6,113,174	39,510	0.00	Bought USD Sold GBP at 1.385562 04/06/2021	15,498,527	17,629	0.00
Bought ZAR Sold USD at 14.795159 11/05/2021	2,014,072	39,292	0.00	Bought CLP Sold USD at 17.91949999 07/05/2021	1,288,734	17,629	0.00
Bought MXN Sold USD at 21.670428 07/05/2021	530,855	39,224	0.00	Bought EUR Sold USD at 0.851828 06/05/2021	708,384	17,622	0.00
Bought CLP Sold USD at 739.000000 07/05/2021	1,429,544	38,778	0.00	Bought EUR Sold GBP at 1.143539 04/06/2021	1,285,966	17,612	0.00
Bought KRW Sold USD at 1129.190001 07/05/2021	2,564,046	38,025	0.00	Bought USD Sold PEN at 0.278497 11/05/2021	326,774	17,385	0.00
Bought USD Sold JPY at 0.009249 11/05/2021	3,374,699	37,685	0.00	Bought EUR Sold USD at 0.835614 11/05/2021	3,162,390	17,296	0.00
Bought IDR Sold USD at 14694.000005 07/05/2021	2,210,905	37,328	0.00	Bought CLP Sold USD at 730.599996 11/05/2021	597,748	17,124	0.00
Bought EUR Sold USD at 0.848521 11/05/2021	1,775,759	37,304	0.00	Bought EUR Sold USD at 0.911714 04/06/2021	3,035,610	16,877	0.00
Bought MXN Sold USD at 20.846075 07/05/2021	1,128,427	37,280	0.00	Bought EUR Sold USD at 0.838819 11/05/2021	1,791,032	16,702	0.00
Bought PEN Sold USD at 3.793000 07/05/2021	12,766,927	37,133	0.00	Bought USD Sold MXN at 0.049257 06/08/2021	3,751,768	16,681	0.00
Bought SEK Sold USD at 8.556145 24/06/2021	3,480,662	36,708	0.00	Bought EUR Sold USD at 0.836470 11/05/2021	2,564,594	16,669	0.00
Bought MYR Sold USD at 4.108000 07/05/2021	14,005,652	36,684	0.00	Bought USD Sold MYR at 0.246002 11/05/2021	2,003,952	16,478	0.00
Bought EUR Sold USD at 0.838925 24/06/2021	3,506,243	36,080	0.00	Bought USD Sold TRY at 0.126585 11/05/2021	316,085	16,127	0.00
Bought EUR Sold USD at 0.840040 11/05/2021	3,539,043	36,044	0.00	Bought USD Sold BRL at 0.186916 07/05/2021	1,206,556	15,819	0.00
Bought EUR Sold USD at 0.839648 11/05/2021	3,482,548	35,952	0.00	Bought MXN Sold USD at 20.876674 11/05/2021	460,850	15,706	0.00
Bought MXN Sold USD at 20.829716 11/05/2021	1,127,798	35,777	0.00	Bought MXN Sold USD at 21.022128 24/06/2021	451,121	15,505	0.00
Bought USD Sold INR at 0.013704 04/05/2021	2,240,793	35,567	0.00	Bought MXN Sold GBP at 0.119975 11/05/2021	1,800,525	15,403	0.00
Bought RUB Sold USD at 76.645000 07/05/2021	1,824,511	35,271	0.00	Bought IDR Sold USD at 14532.999995 07/05/2021	2,677,876	15,376	0.00
Bought KRW Sold USD at 1130.350001 24/06/2021	6,447,296	34,557	0.00	Bought ZAR Sold USD at 15.417109 11/05/2021	245,658	15,320	0.00
Bought EUR Sold USD at 0.841847 11/05/2021	2,600,165	33,754	0.00	Bought EUR Sold USD at 0.837464 11/05/2021	1,961,614	15,096	0.00
Bought CHF Sold USD at 0.922400 04/06/2021	1,960,919	33,506	0.00	Bought USD Sold MYR at 0.245449 11/05/2021	12,760,568	14,868	0.00
Bought USD Sold SEK at 0.118884 11/05/2021	7,729,463	33,425	0.00	Bought TWD Sold USD at 28.116000 07/05/2021	2,148,281	14,852	0.00
Bought GBP Sold USD at 0.725656 04/06/2021	7,937,649	32,693	0.00	Bought USD Sold PEN at 0.269649 11/05/2021	747,648	14,758	0.00
Bought USD Sold MYR at 0.246518 11/05/2021	3,163,091	32,678	0.00	Bought EUR Sold GBP at 1.151419 11/05/2021	11,530,713	14,721	0.00
Bought EUR Sold USD at 0.574829 11/05/2021	551,466	32,456	0.00	Bought EUR Sold USD at 0.835540 11/05/2021	490,815	14,617	0.00
Bought EUR Sold USD at 0.850711 11/05/2021	1,375,284	32,458	0.00	Bought IDR Sold USD at 14610.499998 11/05/2021	1,369,977	14,573	0.00
Bought SGD Sold USD at 1.542318 24/06/2021	3,558,368	32,268	0.00	Bought EUR Sold USD at 0.840733 11/05/2021	1,522,121	14,560	0.00
Bought USD Sold CLP at 0.001415 07/05/2021	6,826,997	32,202	0.00	Bought IDR Sold USD at 14576.999998 11/05/2021	1,744,943	14,518	0.00
Bought EUR Sold GBP at 1.165709 11/05/2021	2,342,624	32,151	0.00	Bought GBP Sold EUR at 0.863571 11/05/2021	904,830	14,307	0.00
Bought USD Sold EUR at 0.737772 11/05/2021	3,668,721	32,019	0.00	Bought RUB Sold USD at 76.460000 11/05/2021	1,264,000	14,266	0.00
Bought USD Sold EUR at 1.205470 11/05/2021	17,538,566	31,696	0.00	Bought CLP Sold USD at 719.950001 07/05/2021	1,014,445	13,877	0.00
Bought USD Sold THB at 0.033383 11/05/2021	790,731	31,244	0.00	Bought EUR Sold USD at 0.839584 11/05/2021	1,331,720	13,646	0.00
Bought USD Sold COP at 0.002028 07/05/2021	6,078,960	31,132	0.00	Bought BRL Sold USD at 5.432600 11/05/2021	6,926,061	13,627	0.00
Bought USD Sold RUB at 0.033380 07/05/2021	2,742,300	30,767	0.00	Bought EUR Sold USD at 0.834445 04/06/2021	2,199,364	13,281	0.00
Bought USD Sold RUB at 0.013402 07/05/2021	3,855,952	30,609	0.00	Bought USD Sold AUD at 0.790726 11/05/2021	537,385	13,266	0.00
Bought CAD Sold USD at 1.260053 06/05/2021	1,221,152	30,503	0.00	Bought USD Sold JPY at 0.009994 11/05/2021	364,445	13,185	0.00
Bought USD Sold MYR at 0.245941 11/05/2021	3,799,752	30,353	0.00	Bought ZAR Sold USD at 14.749894 11/05/2021	666,520	13,017	0.00
Bought USD Sold EUR at 1.208700 11/05/2021	11,059,017	29,986	0.00	Bought EUR Sold JPY at 0.003982 11/05/2021	491,865	12,848	0.00
Bought USD Sold KRW at 0.000900 11/05/2021	12,791,129	29,493	0.00	Bought USD Sold INR at 0.015544 07/05/2021	3,451,422	12,639	0.00
Bought THP Sold USD at 48.309500 07/05/2021	10,248,194	29,081	0.00	Bought USD Sold MYR at 0.245098 11/05/2021	2,724,740	12,306	0.00
Bought ILS Sold USD at 3.290050 07/05/2021	1,925,802	28,597	0.00	Bought USD Sold EUR at 1.207033 11/05/2021	3,889,275	12,163	0.00
Bought USD Sold EUR at 1.216058 11/05/2021	2,681,541	28,498	0.00	Bought AUD Sold USD at 1.339218 04/06/2021	1,165,582	12,129	0.00
Bought USD Sold USD at 0.728000 11/05/2021	6,871,102	28,299	0.00	Bought RUB Sold USD at 77.860000 11/05/2021	345,720	12,011	0.00
Bought RUB Sold USD at 76.445000 11/05/2021	1,775,843	28,178	0.00	Bought USD Sold EUR at 1.208011 11/05/2021	3,009,592	11,858	0.00
Bought CHF Sold USD at 0.928156 04/06/2021	1,591,327	28,113	0.00	Bought KRW Sold USD at 1114.400000 07/05/2021	6,656,617	11,745	0.00
Bought USD Sold COP at 0.002078 11/05/2021	6,771,083	28,051	0.00	Bought USD Sold RUB at 0.013405 11/05/2021	1,330,023	11,710	0.00
Bought USD Sold GBP at 1.139055 08/05/2021	5,539,015	27,554	0.00	Bought USD Sold USD at 309.900000 11/05/2021	324,887	11,628	0.00
Bought USD Sold PLN at 0.266211 11/05/2021	3,560,251	27,161	0.00	Bought USD Sold THB at 0.033289 11/05/2021	316,216	11,566	0.00
Bought TWD Sold USD at 28.102600 07/05/2021	4,227,352	27,127	0.00	Bought IDR Sold USD at 14532.999995 07/05/2021	1,971,804	11,322	0.00
Bought MXN Sold USD at 20.857062 07/05/2021	807,844	27,159	0.00	Bought KRW Sold USD at 1130.350000 24/06/2021	857,013	11,187	0.00
Bought USD Sold RUB at 0.013412 11/05/2021	2,885,355	26,701	0.00	Bought EUR Sold USD at 0.844745 11/05/2021	679,427	11,181	0.00
Bought USD Sold TRY at 0.131372 11/05/2021	290,599	26,414	0.00	Bought USD Sold MYR at 0.246640 11/05/2021	1,002,500	10,861	0.00
Bought USD Sold THB at 0.032232 07/05/2021	7,251,955	26,386	0.00	Bought USD Sold EUR at 1.204204 11/05/2021	13,979,548	10,851	0.00
Bought KRW Sold USD at 1120.740001 07/05/2021	3,641,093	26,347	0.00	Bought USD Sold TWD at 0.035842 07/05/2021	1,074,753	10,798	0.00
Bought ZAR Sold USD at 15.861251 24/06/2021	841,521	26,338	0.00	Bought USD Sold EUR at 1.211878 11/05/2021	1,508,423	10,790	0.00
Bought HUF Sold USD at 309.514100 11/05/2021	755,480	26,039	0.00	Bought USD Sold PEN at 0.274982 11/05/2021	284,125	10,544	0.00
Bought GBP Sold EUR at 0.873244 11/05/2021	6,125,465	25,516	0.00	Bought USD Sold INR at 0.013507 07/05/2021	11,207,344	10,426	0.00
Bought USD Sold GBP at 1.388460 04/06/2021	7,472,275	25,409	0.00	Bought USD Sold INR at 0.013636 11/05/2021	923,110	10,211	0.00
Bought TRY Sold USD at 0.603000 07/05/2021	662,496	25,333	0.00	Bought USD Sold THB at 0.032352 11/05/2021	1,483,154	10,057	0.00
Bought USD Sold HUF at 0.033360 01/05/2021	3,230,538	25,207	0.00	Bought USD Sold BRL at 0.186564 11/05/2021	1,277,933	9,841	0.00
Bought HUF Sold USD at 308.435200 07/05/2021	813,728	25,166	0.00	Bought EUR Sold GBP at 1.167055 11/05/2021	652,453	9,707	0.00
Bought USD Sold PEN at 0.273614 11/05/2021	719,435	24,988	0.00	Bought USD Sold KRW at 0.000989 06/08/2021	7,602,778	9,425	0.00
Bought USD Sold MXN at 0.049639 11/05/2021	11,581,181	24,764	0.00	Bought IDR Sold USD at 14719.600010 11/05/2021	514,533	9,356	0.00
Bought USD Sold PLN at 0.264666 07/05/2021	9,735,638	24,671	0.00	Bought EUR Sold USD at 0.847100 11/05/2021	1,015,540	9,160	0.00
Bought EUR Sold COP at 1.153922 11/05/2021	7,050,655	24,491	0.00	Bought USD Sold MYR at 0.247402 11/05/2021	656,339	9,163	0.00
Bought USD Sold COP at 0.000279 24/06/2021	505,872	24,208	0.00	Bought CZK Sold USD at 22.001770 24/06/2021	392,128	9,160	0.00
Bought CNY Sold USD at 6.501900 11/05/2021	5,249,621	23,974	0.00	Bought USD Sold KRW at 0.000905 07/05/2021	1,824,808	9,063	0.00
Bought BRL Sold USD at 5.476700 04/06/2021	574,799	23,921	0.00	Bought USD Sold USD at 48.400000 11/05/2021	1,055,287	9,019	0.00
Bought USD Sold COP at 0.002024 11/05/2021	382,074	23,874	0.00	Bought EUR Sold GBP at 1.167008 11/05/2021	1,058,551	8,905	0.00
Bought CNY Sold USD at 6.552150 24/06/2021	2,551,207	23,479	0.00	Bought USD Sold AUD at 0.777142 04/06/2021	1,251,800	8,724	0.00
Bought USD Sold PEN at 0.273710 11/05/2021	668,319	23,457	0.00	Bought USD Sold PLN at 0.270348 11/05/2021	374,571	8,722	0.00
Bought USD Sold HUF at 0.033356 06/08/2021	3,777,557	23,454	0.00	Bought USD Sold THB at 0.033256 11/05/2021	244,654	8,702	0.00
Bought USD Sold COP at 0.002209 11/05/2021	319,042	23,159	0.00	Bought TRY Sold USD at 0.583000 11/05/2021	1,088,683	8,683	0.00
Bought USD Sold THB at 0.032736 11/05/2021	1,162,575	22,512	0.00	Bought KRW Sold USD at 1139.999999 07/05/2021	356,260	8,648	0.00
Bought ZAR Sold USD at 14.859000 11/05/2021	925,134	22,123	0.00	Bought INR Sold USD at 74.872000 11/05/2021	884,178	8,646	0.00
Bought ZAR Sold USD at 15.442180 11/05/2021	338,840	21,718	0.00	Bought CLP Sold USD at 727.201000 11/05/2021	359,102	8,569	0.00
Bought PLN Sold USD at 0.847900 11/05/2021	1,000,064	21,704	0.00	Bought EUR Sold USD at 734.500000 11/05/2021	427,187	8,461	0.00
Bought CNY Sold USD at 6.493760 04/06/2021	13,550,971	21,532	0.00	Bought USD Sold PEN at 0.273664 11/05/2021	258,069	8,314	0.00
Bought USD Sold INR at 0.013350 07/05/2021	8,054,018	21,041	0.00	Bought ZAR Sold USD at 14.661609 11/05/2021	798,002	8,224	0.00
Bought BRL Sold USD at 5.466300 11/05/2021	472,044	21,014	0.00	Bought CZK Sold USD at 22.193560 11/05/2021	252,137	8,126	0.00
Bought MXN Sold USD at 20.847000 07/05/2021	1,515,488	20,867	0.00	Bought CHF Sold USD at 726.300001 11/05/2021	350,977	8,053	0.00
Bought USD Sold PLN at 0.270729 11/05/2021	794,907	20,658	0.00	Bought EUR Sold USD at 0.841412 04/06/2021	660,698	8,024	0.00
Bought ZAR Sold USD at 15.244903 11/05/2021	387,790	19,583	0.00	Bought ZAR Sold USD at 15.235802 11/05/2021	158,842	7,922	0.00
Bought USD Sold RON at 0.246361 11/05/2021	2,122,421	19,292	0.00	Bought KRW Sold USD at 1117.20			

	契約額等 (米ドル)	未実現(損)益 比率(%)	繰資産 比率(%)		契約額等 (米ドル)	未実現(損)益 比率(%)	繰資産 比率(%)
Bought USD Solid RON at 0.246820 11/05/2021	633,286	6,949	0.00	Bought USD Solid GBP at 1.398287 06/05/2021	195,766	1,580	0.00
Bought MXN Solid USD at 20.661550 11/05/2021	295,619	6,925	0.00	Bought USD Solid INR at 0.013509 04/05/2021	2,540,793	1,559	0.00
Bought ZAR Solid USD at 14.667010 11/05/2021	890,755	6,911	0.00	Bought USD Solid USD at 28.0000 07/05/2021	0.06,794	1,559	0.00
Bought BRL Solid USD at 5.479600 11/05/2021	4,685,471	6,865	0.00	Bought USD Solid IDR at 0.000071 04/05/2021	70,860	1,555	0.00
Bought USD Solid AUD at 0.778457 04/06/2021	785,655	6,794	0.00	Bought USD Solid TRY at 0.115342 06/08/2021	698,544	1,534	0.00
Bought USD Solid HUF at 0.003386 11/05/2021	526,590	6,746	0.00	Bought EUR Solid USD at 0.832440 06/05/2021	983,645	1,524	0.00
Bought USD Solid RON at 0.246830 11/05/2021	382,761	6,661	0.00	Bought USD Solid TRY at 0.121021 11/05/2021	305,414	1,479	0.00
Bought USD Solid PLN at 0.266870 11/05/2021	311,896	6,626	0.00	Bought USD Solid EUR at 1.294800 07/05/2021	110,118	1,471	0.00
Bought USD Solid RUB at 0.013310 07/05/2021	5,865,383	6,271	0.00	Bought BRL Solid USD at 5.576400 07/05/2021	50,759	1,463	0.00
Bought BRL Solid USD at 5.650800 07/05/2021	144,275	6,140	0.00	Bought USD Solid JPY at 0.009255 06/05/2021	113,989	1,354	0.00
Bought CLP Solid USD at 725.539994 11/05/2021	284,361	6,125	0.00	Bought USD Solid CAD at 0.814505 06/05/2021	1,023,445	1,300	0.00
Bought USD Solid KRW at 0.020218 11/05/2021	416,573	6,850	0.00	Bought USD Solid EUR at 1.294800 07/05/2021	1,273,848	1,272	0.00
Bought USD Solid TWD at 0.036200 11/05/2021	561,004	5,812	0.00	Bought USD Solid JPY at 0.009177 11/05/2021	367,524	1,204	0.00
Bought RUB Solid USD at 77.023400 11/05/2021	245,486	5,782	0.00	Bought IDR Solid USD at 14526.700010 07/05/2021	213,600	1,133	0.00
Bought EUR Solid GBP at 1.154990 11/05/2021	1,312,988	5,761	0.00	Bought MYR Solid USD at 4.121000 07/05/2021	186,842	1,082	0.00
Bought KRW Solid USD at 1126.140003 11/05/2021	424,467	5,720	0.00	Bought IDR Solid USD at 14526.500010 11/05/2021	307,691	1,060	0.00
Bought USD Solid RUB at 0.013348 11/05/2021	1,281,244	5,660	0.00	Bought HUF Solid USD at 0.038,309103 07/05/2021	33,865	1,033	0.00
Bought USD Solid RUB at 0.013382 07/05/2021	872,356	5,608	0.00	Bought USD Solid IDR at 0.000048 06/08/2021	1,005,312	1,011	0.00
Bought RUB Solid USD at 76.720800 11/05/2021	280,779	5,484	0.00	Bought MXN Solid USD at 20.206213 11/05/2021	1,017,417	886	0.00
Bought INR Solid USD at 74.161000 07/05/2021	7,165,735	5,476	0.00	Bought ZAR Solid USD at 14.779204 07/05/2021	44,759	850	0.00
Bought TWD Solid USD at 08.332800 07/05/2021	566,763	5,380	0.00	Bought BRL Solid USD at 5.648900 07/05/2021	35,459	849	0.00
Bought USD Solid EUR at 1.121215 11/05/2021	714,250	5,275	0.00	Bought BRL Solid USD at 5.533600 07/05/2021	38,052	797	0.00
Bought EUR Solid USD at 0.837970 11/05/2021	626,061	5,199	0.00	Bought IDR Solid USD at 14519.499997 07/05/2021	162,096	779	0.00
Bought INR Solid PEN at 0.268262 24/06/2021	371,456	5,196	0.00	Bought USD Solid AUD at 0.776708 06/05/2021	116,067	760	0.00
Bought USD Solid ZAR at 0.063681 08/08/2021	719,105	5,165	0.00	Bought USD Solid EUR at 1.293630 04/05/2021	280,163	748	0.00
Bought USD Solid KZT at 0.002250 11/05/2021	416,573	5,105	0.00	Bought USD Solid INR at 0.013518 04/05/2021	543,033	733	0.00
Bought KRW Solid USD at 1153.719998 07/05/2021	266,364	5,035	0.00	Bought USD Solid PEN at 0.265118 07/05/2021	269,250	721	0.00
Bought HKD Solid USD at 7.767903 04/06/2021	17,699,628	4,950	0.00	Bought TWD Solid USD at 28.429999 07/05/2021	38,622	701	0.00
Bought USD Solid MYR at 0.247618 11/05/2021	376,795	4,916	0.00	Bought USD Solid CHF at 1.110046 04/05/2021	035,562	691	0.00
Bought EUR Solid USD at 0.835589 11/05/2021	879,513	4,785	0.00	Bought ILS Solid USD at 3.248415 07/05/2021	738,176	661	0.00
Bought CHF Solid USD at 0.941339 06/05/2021	150,643	4,718	0.00	Bought ILS Solid USD at 3.334555 07/05/2021	20,846	596	0.00
Bought KRW Solid USD at 1126.330001 07/05/2021	375,866	4,584	0.00	Bought INR Solid USD at 74.120000 07/05/2021	2,807,044	592	0.00
Bought USD Solid THB at 0.025239 11/05/2021	718,811	4,555	0.00	Bought USD Solid MXN at 0.099641 11/05/2021	265,379	577	0.00
Bought USD Solid HKD at 0.128811 04/06/2021	14,744,779	4,542	0.00	Bought CLP Solid USD at 719.088021 07/05/2021	43,993	548	0.00
Bought IDR Solid USD at 14545.899993 11/05/2021	723,369	4,462	0.00	Bought EUR Solid USD at 0.834559 06/05/2021	125,390	514	0.00
Bought USD Solid INR at 0.013533 04/05/2021	1,795,760	4,314	0.00	Bought RON Solid USD at 4.103700 11/05/2021	261,994	493	0.00
Bought USD Solid CZK at 0.047036 11/05/2021	380,746	4,302	0.00	Bought PLN Solid USD at 5.16500064 07/05/2021	102,451	468	0.00
Bought EUR Solid EUR at 0.834742 11/05/2021	959,517	4,220	0.00	Bought USD Solid GBP at 1.180502 11/05/2021	519,230	467	0.00
Bought MYR Solid USD at 4.126500 24/06/2021	837,124	4,127	0.00	Bought USD Solid CLP at 0.001411 11/05/2021	201,007	452	0.00
Bought USD Solid HUF at 0.003381 11/05/2021	348,463	4,050	0.00	Bought USD Solid CNY at 0.154594 11/05/2021	742,247	435	0.00
Bought USD Solid THB at 0.032776 11/05/2021	193,803	3,993	0.00	Bought ZAR Solid USD at 14.768680 07/05/2021	22,921	419	0.00
Bought HUF Solid USD at 309.494391 06/05/2021	114,841	3,958	0.00	Bought USD Solid EUR at 1.293630 04/05/2021	241,566	401	0.00
Bought USD Solid PLN at 0.268393 11/05/2021	248,890	3,955	0.00	Bought CLP Solid USD at 717.776991 07/05/2021	36,017	382	0.00
Bought IDR Solid USD at 14507.900016 11/05/2021	1,113,501	3,942	0.00	Bought USD Solid RUB at 0.013297 11/05/2021	610,901	358	0.00
Bought USD Solid CLP at 0.001415 06/08/2021	733,460	3,904	0.00	Bought CZK Solid USD at 21.330360 11/05/2021	234,630	324	0.00
Bought USD Solid THB at 0.031678 11/05/2021	399,403	3,788	0.00	Bought USD Solid AUD at 0.773780 06/05/2021	86,947	249	0.00
Bought USD Solid EUR at 1.209415 06/05/2021	704,715	3,670	0.00	Bought CLP Solid USD at 714.349985 07/05/2021	0,260	233	0.00
Bought USD Solid THB at 0.023201 07/05/2021	628,841	3,639	0.00	Bought PHP Solid USD at 48.254999 11/05/2021	169,367	182	0.00
Bought CLP Solid USD at 718.250999 11/05/2021	322,636	3,633	0.00	Bought THB Solid USD at 31.141000 07/05/2021	1,948,005	178	0.00
Bought MYR Solid USD at 4.153000 11/05/2021	261,972	3,488	0.00	Bought PLN Solid USD at 5.809082 07/05/2021	27,763	176	0.00
Bought USD Solid INR at 0.013517 07/05/2021	15,762,349	3,478	0.00	Bought USD Solid USD at 74.135000 11/05/2021	137,605	156	0.00
Bought USD Solid PEN at 0.273665 11/05/2021	98,746	3,449	0.00	Bought ZAR Solid USD at 14.622609 07/05/2021	15,998	131	0.00
Bought USD Solid INR at 0.013647 07/05/2021	303,880	3,440	0.00	Bought IDR Solid USD at 14520.902693 11/05/2021	7,641	34	0.00
Bought USD Solid CZK at 0.046966 11/05/2021	349,294	3,420	0.00	Bought IDR Solid USD at 14456.899996 04/05/2021	35,401	29	0.00
Bought USD Solid TWD at 0.036412 11/05/2021	392,217	3,419	0.00	Bought USD Solid USD at 14453.000000 04/05/2021	35,400	29	0.00
Bought CZK Solid USD at 21.649230 11/05/2021	494,804	3,419	0.00	Bought USD Solid IDR at 0.000069 04/05/2021	35,430	(20)	(0.00)
Bought KRW Solid USD at 1176.000001 07/05/2021	1,134,858	3,377	0.00	Bought CLP Solid USD at 718.000026 07/05/2021	18,719	(19)	(0.00)
Bought USD Solid RUB at 0.013295 11/05/2021	7,184,845	3,272	0.00	Bought USD Solid IDR at 0.000068 28/07/2021	33,055	(55)	(0.00)
Bought USD Solid RUB at 0.013314 07/05/2021	2,387,601	3,148	0.00	Bought USD Solid IDR at 0.000069 24/06/2021	656,778	(67)	(0.00)
Bought USD Solid CLP at 0.001414 11/05/2021	720,432	3,059	0.00	Bought USD Solid PHP at 0.202023 11/05/2021	84,774	(91)	(0.00)
Bought USD Solid CLP at 0.001411 07/05/2021	1,607,406	3,026	0.00	Bought RUB Solid USD at 75.703227 24/06/2021	703,193	(116)	(0.00)
Bought USD Solid BRL at 0.184670 07/05/2021	7,580,795	2,997	0.00	Bought MXN Solid USD at 20.178686 11/05/2021	293,111	(142)	(0.00)
Bought TRY Solid USD at 8.487000 07/05/2021	123,312	2,989	0.00	Bought COP Solid USD at 3639.199716 07/05/2021	6,085	(174)	(0.00)
Bought MXN Solid USD at 20.251371 11/05/2021	915,930	2,847	0.00	Bought RUB Solid USD at 75.206900 11/05/2021	305,630	(179)	(0.00)
Bought SGD Solid USD at 1.343447 24/06/2021	274,928	2,726	0.00	Bought USD Solid RUB at 0.013202 24/06/2021	683,514	(271)	(0.00)
Bought USD Solid EUR at 1.120735 11/05/2021	803,121	2,725	0.00	Bought COP Solid USD at 3731.540078 07/05/2021	67,425	(271)	(0.00)
Bought AUD Solid USD at 1.313669 06/05/2021	198,199	2,716	0.00	Bought USD Solid HKD at 0.128768 04/06/2021	13,231,464	(287)	(0.00)
Bought IDR Solid RUB at 0.013314 07/05/2021	332,519	2,687	0.00	Bought USD Solid EUR at 1.293630 04/05/2021	35,641	(292)	(0.00)
Bought USD Solid CLP at 0.001414 11/05/2021	1,280,355	2,657	0.00	Bought COP Solid USD at 3731.539998 07/05/2021	91,138	(366)	(0.00)
Bought KRW Solid USD at 1150.401990 07/05/2021	165,669	2,637	0.00	Bought USD Solid HUF at 0.003333 07/05/2021	133,836	(372)	(0.00)
Bought MYR Solid USD at 4.134001 11/05/2021	300,979	2,612	0.00	Bought USD Solid MXN at 0.094952 11/05/2021	339,149	(554)	(0.00)
Bought EUR Solid USD at 0.832102 11/05/2021	2,078,495	2,598	0.00	Bought IDR Solid USD at 14449.000003 07/05/2021	60,637	(647)	(0.00)
Bought USD Solid EUR at 1.203590 11/05/2021	9,621,698	2,557	0.00	Bought CNY Solid USD at 6.469550 11/05/2021	1,415,768	(654)	(0.00)
Bought ZAR Solid USD at 14.889400 07/05/2021	96,064	2,554	0.00	Bought CHF Solid USD at 0.907936 08/06/2021	156,185	(685)	(0.00)
Bought CZK Solid USD at 21.534930 11/05/2021	1,587,548	2,532	0.00	Bought USD Solid ILS at 0.308858 06/08/2021	739,803	(699)	(0.00)
Bought THB Solid USD at 31.530000 11/05/2021	444,031	2,438	0.00	Bought USD Solid USD at 74.271000 11/05/2021	1,015,949	(712)	(0.00)
Bought EUR Solid USD at 0.836038 24/06/2021	347,950	2,412	0.00	Bought AUD Solid USD at 1.287795 08/06/2021	116,844	(789)	(0.00)
Bought USD Solid KRW at 0.000899 07/05/2021	2,735,795	2,359	0.00	Bought IDR Solid USD at 14138.700006 04/05/2021	36,198	(768)	(0.00)
Bought EUR Solid USD at 0.839023 11/05/2021	245,728	2,352	0.00	Bought USD Solid JPY at 0.009118 11/05/2021	251,395	(795)	(0.00)
Bought THB Solid USD at 31.291000 11/05/2021	481,407	2,350	0.00	Bought EUR Solid GBP at 1.149100 11/05/2021	1,108,812	(798)	(0.00)
Bought PEN Solid USD at 0.811800 11/05/2021	291,596	2,318	0.00	Bought USD Solid RUB at 0.013312 07/05/2021	27,185	(837)	(0.00)
Bought USD Solid INR at 0.013647 07/05/2021	206,361	2,314	0.00	Bought IDR Solid USD at 14430.000006 07/05/2021	603,441	(837)	(0.00)
Bought USD Solid INR at 0.013512 07/05/2021	1,790,269	2,283	0.00	Bought EUR Solid USD at 0.827982 06/05/2021	224,406	(856)	(0.00)
Bought USD Solid GBP at 1.391169 06/05/2021	413,125	2,243	0.00	Bought CLP Solid USD at 708.660001 11/05/2021	402,917	(904)	(0.00)
Bought EUR Solid USD at 0.831251 11/05/2021	1,262,732	2,192	0.00	Bought USD Solid USD at 74.135000 11/05/2021	331,772	(947)	(0.00)
Bought IDR Solid USD at 14543.999960 11/05/2021	283,104	2,101	0.00	Bought TRY Solid USD at 8.265947 11/05/2021	256,933	(1,059)	(0.00)
Bought USD Solid RUB at 0.013391 07/05/2021	287,653	2,064	0.00	Bought EUR Solid USD at 0.827974 11/05/2021	284,634	(1,060)	(0.00)
Bought USD Solid JPY at 0.009180 06/05/2021	534,733	2,050	0.00	Bought EUR Solid USD at 0.828402 06/05/2021	340,808	(1,128)	(0.00)
Bought USD Solid PLN at 0.262102 11/05/2021	664,835	2,036	0.00	Bought USD Solid USD at 74.183000 11/05/2021	635,293	(1,167)	(0.00)
Bought HUF Solid USD at 308.738975 07/05/2021	62,754	2,004	0.00	Bought CAD Solid USD at 1.227482 08/06/2021	1,026,791	(1,286)	(0.00)
Bought GBP Solid EUR at 0.870164 11/05/2021	3,147,502	1,968	0.00	Bought GBP Solid USD at 0.721437 24/06/2021	805,076	(1,321)	(0.00)
Bought MYR Solid USD at 4.122500 11/05/2021	325,035	1,909	0.00	Bought USD Solid ZAR at 0.068614 11/05/2021	316,596	(1,351)	(0.00)
Bought USD Solid BRL at 0.184963 11/05/2021	661,654	1,889	0.00	Bought CZK Solid USD at 21.392400 11/05/2021	272,655	(1,373)	(0.00)
Bought ILS Solid USD at 3.290018 11/05/2021	124,738	1,866	0.00	Bought USD Solid CNY at 0.133637 11/05/2021	872	(1,424)	(0.00)
Bought USD Solid INR at 0.013681 07/05/2021	134,853	1,866	0.00	Bought INR Solid USD at 73.757000 04/05/2021	1,097,532	(1,466)	(0.00)
Bought USD Solid HKD at 0.128828 04/06/2021	3,985,656	1,7					

	契約額等 (米ドル)	未実現(損)益 比率(%)	繰資産 比率(%)		契約額等 (米ドル)	未実現(損)益 比率(%)	繰資産 比率(%)
Bought USD Solid THB at 0.031830 07/05/2021	176,220	(1,564)	(0.00)	Bought USD Solid CNY at 0.152707 24/06/2021	751,361	(6,437)	(0.00)
Bought USD Solid CLP at 0.001360 07/05/2021	47,197	(1,601)	(0.00)	Bought USD Solid HKD at 0.128618 04/06/2021	5,529,807	(6,545)	(0.00)
Bought USD Solid MXN at 0.046111 11/05/2021	375,459	(1,458)	(0.00)	Bought USD Solid INR at 0.141320 11/05/2021	3,357,320	(6,590)	(0.00)
Bought USD Solid RUP at 0.245341 11/05/2021	550,514	(1,804)	(0.00)	Bought IDR Solid USD at 14.41599998 11/05/2021	2,611,454	(6,632)	(0.00)
Bought USD Solid ILS at 0.306820 11/05/2021	341,125	(1,826)	(0.00)	Bought EUR Solid USD at 0.826654 11/05/2021	1,248,922	(6,654)	(0.00)
Bought AUD Solid USD at 1.295972 04/06/2021	1,348,608	(1,881)	(0.00)	Bought THB Solid USD at 0.0384620 14/06/2021	666,133	(6,652)	(0.00)
Bought USD Solid THB at 0.031875 11/05/2021	251,407	(1,891)	(0.00)	Bought USD Solid ZAR at 0.067619 11/05/2021	356,858	(6,678)	(0.00)
Bought USD Solid WAO at 0.245341 11/05/2021	94,845	(2,002)	(0.00)	Bought USD Solid PHP at 0.020411 07/05/2021	4,723,092	(6,720)	(0.00)
Bought JPY Solid USD at 108.90400 06/06/2021	556,920	(2,042)	(0.00)	Bought USD Solid KRW at 0.000896 07/05/2021	2,276,470	(6,755)	(0.00)
Bought USD Solid GBP at 1.374491 04/05/2021	516,409	(2,096)	(0.00)	Bought USD Solid BRL at 0.184074 11/05/2021	3,469,844	(6,814)	(0.00)
Bought USD Solid CAD at 0.792955 04/05/2021	86,042	(2,170)	(0.00)	Bought TWD Solid USD at 27.469900 11/05/2021	179,772	(6,838)	(0.00)
Bought USD Solid PHP at 0.250117 07/05/2021	94,845	(2,172)	(0.00)	Bought USD Solid INR at 0.038201 11/05/2021	2,410,441	(6,841)	(0.00)
Bought USD Solid RUB at 0.015175 11/05/2021	248,182	(2,175)	(0.00)	Bought PEN Solid USD at 3.654100 11/05/2021	204,390	(6,898)	(0.00)
Bought KRW Solid USD at 1107.189999 07/05/2021	453,214	(2,240)	(0.00)	Bought INR Solid USD at 0.147,088000 07/05/2021	31,531,666	(6,967)	(0.00)
Bought USD Solid RUB at 0.015120 07/05/2021	175,210	(2,287)	(0.00)	Bought USD Solid RUB at 0.013079 11/05/2021	451,590	(7.132)	(0.00)
Bought USD Solid MXN at 0.047820 07/05/2021	65,298	(2,287)	(0.00)	Bought USD Solid IDR at 0.00068 07/05/2021	535,651	(7.241)	(0.00)
Bought KRW Solid USD at 1107.190002 07/05/2021	465,722	(2,292)	(0.00)	Bought USD Solid CNY at 0.152010 11/05/2021	450,468	(7.270)	(0.00)
Bought CZK Solid USD at 21.329800 11/05/2021	289,550	(2,301)	(0.00)	Bought USD Solid TRY at 0.116245 07/05/2021	198,959	(7.303)	(0.00)
Bought USD Solid MYR at 0.242454 24/06/2021	545,588	(2,405)	(0.00)	Bought USD Solid CNY at 0.152182 11/05/2021	489,256	(7.555)	(0.00)
Bought HUF Solid USD at 294.710797 11/05/2021	160,931	(2,415)	(0.00)	Bought TWD Solid USD at 27.469800 11/05/2021	806,379	(7.575)	(0.00)
Bought USD Solid KRW at 0.000899 11/05/2021	244,086	(2,423)	(0.00)	Bought USD Solid EUR at 1.191828 11/05/2021	805,858	(7.639)	(0.00)
Bought MXN Solid USD at 20.004654 11/05/2021	266,000	(2,424)	(0.00)	Bought IDR Solid USD at 14290.999969 11/05/2021	676,776	(7.758)	(0.00)
Bought USD Solid MXN at 0.048617 07/05/2021	129,943	(2,461)	(0.00)	Bought EUR Solid USD at 0.825818 11/05/2021	1,243,918	(7.858)	(0.00)
Bought USD Solid INR at 0.013302 06/08/2021	2,777,874	(2,465)	(0.00)	Bought USD Solid CZK at 0.045159 11/05/2021	272,158	(7.909)	(0.00)
Bought USD Solid MYR at 0.241894 07/05/2021	285,994	(2,523)	(0.00)	Bought USD Solid MYR at 0.240298 07/05/2021	517,637	(7.990)	(0.00)
Bought RUB Solid USD at 76.056700 06/08/2021	1,573,577	(2,618)	(0.00)	Bought GBP Solid EUR at 0.868494 11/05/2021	6,205,987	(8.038)	(0.00)
Bought USD Solid MYR at 0.241319 11/05/2021	240,959	(2,644)	(0.00)	Bought EUR Solid USD at 0.826337 11/05/2021	1,427,527	(8.127)	(0.00)
Bought USD Solid MXN at 0.048402 07/05/2021	115,705	(2,695)	(0.00)	Bought EUR Solid USD at 0.828957 11/05/2021	3,174,729	(8.144)	(0.00)
Bought USD Solid CLP at 0.001360 07/05/2021	191,235	(2,715)	(0.00)	Bought USD Solid THB at 0.031875 11/05/2021	1,352,623	(8.180)	(0.00)
Bought TWD Solid USD at 27.452000 06/08/2021	13,003,268	(2,718)	(0.00)	Bought USD Solid EUR at 1.195408 11/05/2021	1,255,490	(8.203)	(0.00)
Bought USD Solid CZK at 0.046145 11/05/2021	350,223	(2,766)	(0.00)	Bought USD Solid CLP at 0.001391 11/05/2021	709,323	(8.480)	(0.00)
Bought AUD Solid USD at 1.286741 11/05/2021	395,988	(2,779)	(0.00)	Bought INR Solid USD at 73.895000 04/05/2021	3,600,148	(8.627)	(0.00)
Bought COP Solid USD at 358.000000 07/05/2021	64,355	(2,827)	(0.00)	Bought USD Solid USD at 0.718480 07/05/2021	919,484	(8.651)	(0.00)
Bought COP Solid USD at 3639.720037 07/05/2021	99,549	(2,840)	(0.00)	Bought MYR Solid USD at 4.050000 11/05/2021	740,189	(8.982)	(0.00)
Bought USD Solid RUB at 0.015170 11/05/2021	326,702	(2,932)	(0.00)	Bought USD Solid HUF at 0.003235 11/05/2021	283,612	(9.125)	(0.00)
Bought COP Solid USD at 3700.749977 11/05/2021	244,693	(3,045)	(0.00)	Bought RUB Solid USD at 74.512000 11/05/2021	946,236	(9.511)	(0.00)
Bought USD Solid CLP at 0.001376 11/05/2021	145,345	(3,062)	(0.00)	Bought THB Solid USD at 0.0384620 11/05/2021	269,687	(9.351)	(0.00)
Bought RUB Solid USD at 75.130000 11/05/2021	2,959,833	(3,138)	(0.00)	Bought EUR Solid USD at 0.820184 11/05/2021	3,498,987	(9.598)	(0.00)
Bought USD Solid PEN at 0.262329 07/05/2021	401,838	(3,162)	(0.00)	Bought MYR Solid USD at 0.445500 11/05/2021	761,422	(9.833)	(0.00)
Bought USD Solid CAD at 0.794977 04/05/2021	140,220	(3,188)	(0.00)	Bought EUR Solid USD at 0.825190 11/05/2021	1,017,356	(10.157)	(0.00)
Bought USD Solid THB at 0.031739 11/05/2021	276,923	(3,254)	(0.00)	Bought JPY Solid USD at 108.874100 17/05/2021	2,520,669	(10.388)	(0.00)
Bought USD Solid CNY at 0.153611 11/05/2021	564,406	(3,254)	(0.00)	Bought INR Solid USD at 75.8180 07/05/2021	4,037,530	(10.521)	(0.00)
Bought USD Solid CNY at 0.153727 11/05/2021	654,684	(3,292)	(0.00)	Bought USD Solid PHP at 0.020459 04/05/2021	664,833	(10.531)	(0.00)
Bought USD Solid EUR at 1.175056 06/05/2021	141,582	(3,306)	(0.00)	Bought USD Solid ZAR at 0.066802 11/05/2021	347,629	(10.628)	(0.00)
Bought USD Solid SGD at 0.750071 11/05/2021	1,425,309	(3,391)	(0.00)	Bought RUB Solid USD at 74.546000 11/05/2021	1,161,125	(10.661)	(0.00)
Bought USD Solid ZAR at 0.066802 11/05/2021	332,777	(3,395)	(0.00)	Bought USD Solid MXN at 0.046111 11/05/2021	292,394	(10.669)	(0.00)
Bought USD Solid HUF at 0.003259 11/05/2021	137,170	(3,418)	(0.00)	Bought USD Solid INR at 0.015484 07/05/2021	14,342,422	(10.951)	(0.00)
Bought USD Solid MYR at 0.242014 11/05/2021	422,501	(3,433)	(0.00)	Bought USD Solid MXN at 0.048957 07/05/2021	915,650	(11.026)	(0.00)
Bought USD Solid MYR at 0.242319 07/05/2021	480,139	(3,450)	(0.00)	Bought RUB Solid USD at 74.730000 07/05/2021	1,755,927	(11.216)	(0.00)
Bought USD Solid THB at 0.032024 06/08/2021	1,936,865	(3,507)	(0.00)	Bought RUB Solid USD at 74.920000 11/05/2021	2,575,807	(11.519)	(0.00)
Bought EUR Solid USD at 0.826126 11/05/2021	332,407	(3,521)	(0.00)	Bought COP Solid USD at 3742.499999 06/08/2021	2,035,680	(11.589)	(0.00)
Bought USD Solid KRW at 0.000888 24/06/2021	364,226	(3,541)	(0.00)	Bought USD Solid KRW at 0.000886 11/05/2021	860,374	(11.439)	(0.00)
Bought USD Solid THB at 0.031767 11/05/2021	356,824	(3,638)	(0.00)	Bought GBP Solid EUR at 0.859419 11/05/2021	980,066	(11.591)	(0.00)
Bought EUR Solid USD at 0.826311 08/06/2021	708,843	(3,648)	(0.00)	Bought TWD Solid USD at 27.424000 11/05/2021	1,133,635	(11.624)	(0.00)
Bought RUB Solid USD at 75.164000 11/05/2021	8,118,298	(3,701)	(0.00)	Bought USD Solid CZK at 0.046645 11/05/2021	638,353	(11.659)	(0.00)
Bought HKD Solid USD at 0.7472688 04/06/2021	9,544,117	(3,741)	(0.00)	Bought KZT Solid USD at 424.749999 11/05/2021	844,846	(11.700)	(0.00)
Bought EUR Solid USD at 0.823009 11/05/2021	387,775	(3,760)	(0.00)	Bought USD Solid BRL at 0.176025 11/05/2021	256,860	(11.713)	(0.00)
Bought RUB Solid USD at 74.883538 11/05/2021	774,005	(3,779)	(0.00)	Bought PEN Solid USD at 3.653550 11/05/2021	344,888	(11.729)	(0.00)
Bought USD Solid EUR at 1.189489 11/05/2021	1,075,016	(3,862)	(0.00)	Bought USD Solid BRL at 0.179879 11/05/2021	482,080	(12.067)	(0.00)
Bought CZK Solid USD at 21.218180 11/05/2021	297,211	(3,905)	(0.00)	Bought PLN Solid USD at 3.776154 07/05/2021	5,117,008	(12.159)	(0.00)
Bought USD Solid PLN at 0.262040 11/05/2021	480,194	(3,917)	(0.00)	Bought PEN Solid USD at 3.706300 07/05/2021	615,202	(12.314)	(0.00)
Bought COP Solid USD at 3561.970045 07/05/2021	82,769	(3,946)	(0.00)	Bought EUR Solid USD at 0.829421 11/05/2021	6,238,313	(12.370)	(0.00)
Bought USD Solid CLP at 0.001380 11/05/2021	729,750	(3,991)	(0.00)	Bought USD Solid BRL at 0.178454 11/05/2021	382,164	(12.436)	(0.00)
Bought USD Solid CLP at 0.001376 11/05/2021	179,505	(4,016)	(0.00)	Bought PEN Solid USD at 3.656490 11/05/2021	372,212	(12.494)	(0.00)
Bought PHP Solid USD at 48.003000 04/05/2021	1,353,759	(4,072)	(0.00)	Bought USD Solid ZAR at 0.067184 24/06/2021	666,887	(12.562)	(0.00)
Bought USD Solid HUF at 0.003329 11/05/2021	999,791	(4,102)	(0.00)	Bought CLP Solid USD at 698.250001 07/05/2021	752,553	(12.698)	(0.00)
Bought USD Solid PLN at 0.257865 07/05/2021	175,457	(4,153)	(0.00)	Bought THB Solid USD at 29.901880 11/05/2021	320,555	(12.716)	(0.00)
Bought USD Solid CLP at 0.001380 11/05/2021	215,328	(4,234)	(0.00)	Bought TRY Solid USD at 8.232100 07/05/2021	1,973,717	(12.874)	(0.00)
Bought GBP Solid USD at 0.714540 06/05/2021	580,594	(4,309)	(0.00)	Bought COP Solid USD at 3655.449992 11/05/2021	530,218	(12.979)	(0.00)
Bought PEN Solid USD at 3.750100 07/05/2021	532,205	(4,489)	(0.00)	Bought USD Solid IDR at 0.000688 11/05/2021	894,507	(13.153)	(0.00)
Bought EUR Solid GBP at 1.136537 11/05/2021	381,332	(4,507)	(0.00)	Bought USD Solid HUF at 0.003255 07/05/2021	414,926	(13.396)	(0.00)
Bought EUR Solid USD at 0.828499 11/05/2021	1,592,300	(4,520)	(0.00)	Bought USD Solid ZAR at 0.067619 11/05/2021	495,139	(13.429)	(0.00)
Bought PEN Solid USD at 3.722600 07/05/2021	289,900	(4,555)	(0.00)	Bought USD Solid MXN at 0.048083 24/06/2021	555,711	(13.493)	(0.00)
Bought MYR Solid USD at 0.4042000 11/05/2021	332,751	(4,581)	(0.00)	Bought USD Solid BRL at 0.182495 11/05/2021	1,304,672	(13.730)	(0.00)
Bought USD Solid BRL at 0.182582 11/05/2021	459,894	(4,624)	(0.00)	Bought USD Solid AUD at 0.760116 04/06/2021	919,942	(13.884)	(0.00)
Bought EUR Solid GBP at 1.140649 11/05/2021	1,058,871	(4,680)	(0.00)	Bought USD Solid CNY at 0.152707 24/06/2021	1,316,794	(13.947)	(0.00)
Bought USD Solid ILS at 0.307227 07/05/2021	1,197,960	(4,789)	(0.00)	Bought PEN Solid USD at 3.602000 07/05/2021	327,563	(14.005)	(0.00)
Bought USD Solid CZK at 0.045786 24/06/2021	306,545	(4,791)	(0.00)	Bought TRY Solid USD at 7.477778 07/05/2021	14,4319	(14.079)	(0.00)
Bought EUR Solid USD at 0.820806 11/05/2021	389,198	(4,806)	(0.00)	Bought USD Solid RUB at 0.013081 11/05/2021	902,011	(14.089)	(0.00)
Bought TRY Solid USD at 7.716089 11/05/2021	68,296	(4,878)	(0.00)	Bought USD Solid ZAR at 0.067328 11/05/2021	615,458	(14.113)	(0.00)
Bought RON Solid USD at 4.051500 11/05/2021	450,000	(4,884)	(0.00)	Bought INR Solid USD at 73.099000 07/05/2021	1,044,080	(14.165)	(0.00)
Bought BRL Solid USD at 5.388500 11/05/2021	643,887	(4,920)	(0.00)	Bought USD Solid IDR at 0.00068 30/04/2021	2,337,524	(14.508)	(0.00)
Bought ZAR Solid USD at 14.404783 07/05/2021	722,450	(4,929)	(0.00)	Bought USD Solid PHP at 0.020700 07/05/2021	5,138,637	(14.540)	(0.00)
Bought INR Solid USD at 73.353700 11/05/2021	466,661	(5,106)	(0.00)	Bought USD Solid PLN at 0.258325 11/05/2021	673,946	(14.974)	(0.00)
Bought INR Solid USD at 74.026500 11/05/2021	5,688,885	(5,113)	(0.00)	Bought USD Solid CNY at 0.152889 11/05/2021	5,542,983	(15.262)	(0.00)
Bought THB Solid USD at 31.035500 24/06/2021	1,481,199	(5,333)	(0.00)	Bought MYR Solid USD at 0.406600 11/05/2021	1,915,028	(15.152)	(0.00)
Bought USD Solid PLN at 0.259982 24/06/2021	332,206	(5,379)	(0.00)	Bought USD Solid CNY at 0.153096 11/05/2021	1,669,268	(15.213)	(0.00)
Bought IDR Solid USD at 1420.100035 11/05/2021	352,260	(5,522)	(0.00)	Bought USD Solid MXN at 0.046111 11/05/2021	700,962	(15.216)	(0.00)
Bought EUR Solid USD at 0.828499 11/05/2021	5,456,311	(5,536)	(0.00)	Bought EUR Solid USD at 0.717999 11/05/2021	440,794	(15.384)	(0.00)
Bought AUD Solid USD at 1.289618 04/06/2021	1,218,965	(5,753)	(0.00)	Bought JPY Solid USD at 108.759700 11/05/2021	2,964,396	(15.442)	(0.00)
Bought USD Solid PLN at 0.258579 07/05/2021	271,845	(5,774)	(0.00)	Bought EUR Solid GBP at 1.137406 11/05/2021	1,426,701	(15.535)	(0.00)
Bought RUB Solid USD at 74.597100 11/05/2021	673,867	(5,855)	(0.00)	Bought COP Solid USD at 3742.250001 06/08/2021	2,795,651	(15.556)	(0.00)
Bought PEN Solid USD at 3.734320 11/05/2021	475,040	(5,956)	(0.00)	Bought IDR Solid USD at 14122.000006 11/05/2021	672,169	(15.565)	(0.00)
Bought MYR Solid USD at 0.406000 11/05/2021	1,368,523	(6,133)	(0.00)	Bought USD Solid RUB at 0.01			

	契約額等 (米ドル)	未実現(損)益 比率(%)	繰資産 比率(%)		契約額等 (米ドル)	未実現(損)益 比率(%)	繰資産 比率(%)
Bought USD Solid KRW at 0.000895 11/05/2021	4,357,792	(15,834)	(0.00)	Bought EUR Solid USD at 0.823245 11/05/2021	6,007,325	(56,551)	(0.00)
Bought MXN Solid USD at 20.095527 07/05/2021	3,752,508	(15,970)	(0.00)	Bought COP Solid USD at 3643.089998 07/05/2021	2,111,680	(58,538)	(0.00)
Bought CLP Solid USD at 79.2011 07/05/2021	3,429,539	(16,611)	(0.00)	Bought USD Solid ZAR at 0.021273 07/05/2021	9,958,650	(50,771)	(0.00)
Bought TRY Solid USD at 74.50001 07/05/2021	160,827	(16,617)	(0.00)	Bought KRW Solid USD at 1110.58000 11/05/2021	25,241,260	(58,987)	(0.00)
Bought PEN Solid USD at 3.654120 11/05/2021	492,766	(16,628)	(0.00)	Bought IDR Solid USD at 14301.499995 07/05/2021	5,892,545	(60,569)	(0.00)
Bought USD Solid CLP at 0.001354 11/05/2021	432,990	(16,674)	(0.00)	Bought RUB Solid USD at 74.615000 07/05/2021	7,735,123	(61,218)	(0.00)
Bought IDR Solid USD at 14124.999999 11/05/2021	728,536	(16,717)	(0.00)	Bought IDR Solid USD at 4056500 07/05/2021	6,029,167	(61,974)	(0.00)
Bought USD Solid EUR at 1.142511 11/05/2021	2,629,901	(17,251)	(0.00)	Bought GBP Solid EUR at 0.875999 07/05/2021	62,468,513	(62,398)	(0.00)
Bought USD Solid CLP at 0.001375 11/05/2021	735,341	(17,138)	(0.00)	Bought USD Solid BRL at 0.182912 11/05/2021	7,654,865	(65,242)	(0.00)
Bought CLP Solid USD at 698.250000 07/05/2021	1,016,495	(17,152)	(0.00)	Bought USD Solid AUD at 0.574547 11/05/2021	3,486,006	(64,231)	(0.00)
Bought HUF Solid USD at 296.565900 11/05/2021	1,816,515	(17,209)	(0.00)	Bought MYR Solid USD at 4.056500 11/05/2021	9,391,567	(65,385)	(0.00)
Bought USD Solid INR at 0.017619 11/05/2021	1,785,449	(17,231)	(0.00)	Bought USD Solid ZAR at 0.067084 04/06/2021	1,364,469	(65,385)	(0.00)
Bought USD Solid EUR at 1.178513 11/05/2021	849,491	(17,478)	(0.00)	Bought GBP Solid USD at 0.717419 04/06/2021	9,008,687	(65,480)	(0.00)
Bought USD Solid CLP at 0.001369 11/05/2021	630,409	(17,597)	(0.00)	Bought USD Solid BRL at 0.179779 04/06/2021	2,876,988	(67,050)	(0.00)
Bought USD Solid CHF at 0.003336 07/05/2021	9,135,768	(17,605)	(0.00)	Bought TWD Solid USD at 27.706500 07/05/2021	8,816,267	(68,425)	(0.00)
Bought USD Solid BRL at 0.173504 07/05/2021	294,795	(17,884)	(0.00)	Bought USD Solid USD at 0.287225 07/05/2021	2,810,558	(68,766)	(0.00)
Bought USD Solid CLP at 0.001194 07/05/2021	1,768,189	(18,137)	(0.00)	Bought USD Solid ILS at 0.300707 07/05/2021	2,748,174	(69,581)	(0.00)
Bought TRY Solid USD at 7.859445 07/05/2021	357,670	(18,418)	(0.00)	Bought COP Solid USD at 3643.100001 07/05/2021	2,545,967	(70,274)	(0.00)
Bought USD Solid KRW at 0.000877 07/05/2021	788,399	(18,685)	(0.00)	Bought USD Solid RUB at 27.644500 07/05/2021	3,719,165	(70,542)	(0.00)
Bought USD Solid TRY at 0.113504 24/06/2021	518,739	(18,704)	(0.00)	Bought EUR Solid USD at 0.829776 11/05/2021	45,748,939	(71,168)	(0.00)
Bought USD Solid PHP at 0.020534 07/05/2021	1,862,210	(19,970)	(0.00)	Bought COP Solid USD at 3643.100000 07/05/2021	2,579,916	(71,267)	(0.00)
Bought USD Solid MXN at 0.049057 07/05/2021	2,007,543	(20,188)	(0.00)	Bought USD Solid IDR at 0.000069 11/05/2021	12,355,551	(71,706)	(0.00)
Bought USD Solid MXN at 0.049417 07/05/2021	7,332,087	(20,505)	(0.00)	Bought TWD Solid USD at 27.644500 07/05/2021	7,601,807	(76,695)	(0.00)
Bought PEN Solid USD at 3.656600 11/05/2021	549,351	(21,082)	(0.00)	Bought COP Solid USD at 3643.089999 07/05/2021	2,780,584	(76,818)	(0.00)
Bought COP Solid USD at 3643.500000 07/05/2021	953,350	(21,144)	(0.00)	Bought EUR Solid USD at 0.822162 11/05/2021	7,230,934	(77,315)	(0.00)
Bought MXN Solid USD at 19.936552 07/05/2021	1,763,083	(21,218)	(0.00)	Bought THB Solid USD at 30.757000 11/05/2021	6,332,891	(77,695)	(0.00)
Bought TRY Solid USD at 7.858335 11/05/2021	404,123	(21,446)	(0.00)	Bought USD Solid BRL at 0.175887 11/05/2021	1,653,416	(78,367)	(0.00)
Bought MYR Solid USD at 4.054500 11/05/2021	2,026,726	(21,722)	(0.00)	Bought USD Solid CLP at 0.001401 11/05/2021	15,713,507	(79,031)	(0.00)
Bought USD Solid KRW at 0.000895 11/05/2021	10,440,641	(22,110)	(0.00)	Bought EUR Solid USD at 0.717880 04/06/2021	10,021,175	(80,217)	(0.00)
Bought INR Solid USD at 73.89000 11/05/2021	6,488,783	(22,571)	(0.00)	Bought EUR Solid GBP at 1.139917 11/05/2021	9,762,547	(83,852)	(0.00)
Bought USD Solid KRW at 0.000885 07/05/2021	1,455,407	(22,659)	(0.00)	Bought USD Solid ZAR at 0.065307 11/05/2021	6,167,907	(86,860)	(0.00)
Bought USD Solid MXN at 0.048005 11/05/2021	737,847	(22,754)	(0.00)	Bought USD Solid HUF at 0.003302 07/05/2021	7,284,740	(87,675)	(0.00)
Bought USD Solid BRL at 0.173504 07/05/2021	1,112,801	(23,046)	(0.00)	Bought USD Solid ZAR at 0.021273 07/05/2021	46,463,736	(89,980)	(0.00)
Bought USD Solid THB at 0.031821 07/05/2021	2,540,631	(23,271)	(0.00)	Bought USD Solid PHP at 0.020433 07/05/2021	6,170,669	(96,756)	(0.00)
Bought TRY Solid USD at 7.470250 11/05/2021	256,629	(23,734)	(0.00)	Bought USD Solid ZAR at 0.067180 07/05/2021	3,904,414	(100,111)	(0.00)
Bought HUF Solid USD at 297.324200 07/05/2021	3,833,802	(23,811)	(0.00)	Bought IDR Solid USD at 14188.499994 11/05/2021	5,626,645	(100,681)	(0.00)
Bought USD Solid ZAR at 0.064136 07/05/2021	341,789	(23,852)	(0.00)	Bought MYR Solid USD at 4.056900 07/05/2021	10,032,447	(103,714)	(0.00)
Bought USD Solid MXN at 0.049247 07/05/2021	3,835,619	(23,857)	(0.00)	Bought USD Solid AUD at 0.705844 04/06/2021	105,988,696	(105,431)	(0.00)
Bought USD Solid EUR at 1.201179 11/05/2021	13,978,000	(24,294)	(0.00)	Bought PLN Solid USD at 3.753400 11/05/2021	12,736,089	(106,593)	(0.00)
Bought EUR Solid GBP at 1.134447 11/05/2021	1,813,646	(24,416)	(0.00)	Bought RUB Solid USD at 74.461000 04/06/2021	7,988,007	(109,055)	(0.00)
Bought THB Solid USD at 30.400740 11/05/2021	1,038,068	(24,612)	(0.00)	Bought USD Solid BRL at 0.178753 11/05/2021	3,816,320	(118,009)	(0.00)
Bought EUR Solid GBP at 1.139114 11/05/2021	2,618,227	(24,619)	(0.00)	Bought GBP Solid USD at 0.829992 11/05/2021	1,731,910	(120,281)	(0.00)
Bought PLN Solid USD at 3.773679 04/06/2021	9,733,501	(24,848)	(0.00)	Bought USD Solid IDR at 0.000069 07/05/2021	16,558,502	(120,809)	(0.00)
Bought EUR Solid USD at 0.826710 11/05/2021	4,916,816	(25,783)	(0.00)	Bought USD Solid EUR at 1.191346 11/05/2021	12,469,594	(123,573)	(0.00)
Bought USD Solid MXN at 0.049276 07/05/2021	4,628,068	(26,133)	(0.00)	Bought RUB Solid USD at 73.195900 07/05/2021	4,742,202	(129,859)	(0.00)
Bought USD Solid BRL at 0.173504 07/05/2021	624,202	(26,392)	(0.00)	Bought USD Solid ZAR at 0.067180 07/05/2021	10,807,924	(130,876)	(0.00)
Bought USD Solid ILS at 0.303221 07/05/2021	1,554,922	(26,413)	(0.00)	Bought PLN Solid USD at 3.733100 07/05/2021	9,834,801	(131,109)	(0.00)
Bought COP Solid USD at 3643.901993 11/05/2021	703,539	(26,937)	(0.00)	Bought USD Solid GBP at 1.365147 11/05/2021	10,100,535	(135,239)	(0.00)
Bought IDR Solid USD at 14190.000009 11/05/2021	1,464,683	(27,022)	(0.00)	Bought USD Solid PHP at 0.020663 07/05/2021	29,358,756	(135,520)	(0.00)
Bought USD Solid MXN at 0.048643 11/05/2021	1,506,129	(27,062)	(0.00)	Bought INR Solid USD at 73.58000 07/05/2021	10,217,451	(136,516)	(0.00)
Bought USD Solid EUR at 1.191785 11/05/2021	5,566,185	(27,437)	(0.00)	Bought USD Solid INR at 0.011444 11/05/2021	6,590,349	(136,953)	(0.00)
Bought COP Solid USD at 3621.619997 11/05/2021	839,706	(28,180)	(0.00)	Bought USD Solid EUR at 1.170569 11/05/2021	5,977,229	(140,574)	(0.00)
Bought PLN Solid USD at 3.687429 07/05/2021	1,099,432	(28,383)	(0.00)	Bought USD Solid PLN at 0.229513 07/05/2021	8,282,107	(146,507)	(0.00)
Bought COP Solid USD at 3581.999995 07/05/2021	661,218	(29,049)	(0.00)	Bought USD Solid CLP at 0.001353 07/05/2021	3,792,454	(146,930)	(0.00)
Bought USD Solid EUR at 1.197785 11/05/2021	6,628,315	(30,015)	(0.00)	Bought EUR Solid USD at 0.816447 11/05/2021	6,482,487	(149,233)	(0.00)
Bought USD Solid EUR at 1.192245 11/05/2021	3,521,886	(30,043)	(0.00)	Bought USD Solid RUB at 0.013028 07/05/2021	7,719,227	(155,529)	(0.00)
Bought PLN Solid USD at 3.702161 11/05/2021	1,399,109	(30,647)	(0.00)	Bought USD Solid BRL at 0.176274 04/06/2021	3,762,357	(159,235)	(0.00)
Bought COP Solid USD at 3643.999999 07/05/2021	1,398,162	(31,010)	(0.00)	Bought USD Solid RUB at 0.013054 11/05/2021	9,276,891	(178,111)	(0.00)
Bought USD Solid ZAR at 0.067289 11/05/2021	1,363,994	(32,046)	(0.00)	Bought USD Solid ZAR at 0.064753 07/05/2021	5,080,532	(188,300)	(0.00)
Bought USD Solid KRW at 0.000896 11/05/2021	11,516,975	(32,938)	(0.00)	Bought USD Solid CLP at 0.001388 11/05/2021	13,174,971	(190,439)	(0.00)
Bought MYR Solid USD at 4.064500 11/05/2021	4,040,820	(32,957)	(0.00)	Bought BRL Solid USD at 5.341500 11/05/2021	14,276,414	(211,785)	(0.00)
Bought USD Solid BRL at 0.175291 11/05/2021	665,880	(33,017)	(0.00)	Bought COP Solid USD at 3586.100000 07/05/2021	4,746,689	(212,761)	(0.00)
Bought MYR Solid USD at 4.095500 08/05/2021	12,873,732	(33,866)	(0.00)	Bought EUR Solid USD at 0.825981 11/05/2021	35,490,513	(212,770)	(0.00)
Bought THB Solid USD at 30.539000 11/05/2021	1,789,357	(34,479)	(0.00)	Bought EUR Solid CLP at 0.001370 11/05/2021	8,016,824	(217,595)	(0.00)
Bought IDR Solid USD at 14210.00000 11/05/2021	2,056,940	(34,762)	(0.00)	Bought USD Solid BRL at 0.177693 04/06/2021	4,622,328	(222,426)	(0.00)
Bought COP Solid USD at 3643.960006 11/05/2021	1,307,689	(36,090)	(0.00)	Bought USD Solid PLN at 0.259885 11/05/2021	13,688,110	(223,299)	(0.00)
Bought USD Solid CNY at 0.153896 04/06/2021	16,208,356	(36,160)	(0.00)	Bought COP Solid USD at 3586.099999 07/05/2021	5,229,495	(224,019)	(0.00)
Bought RON Solid USD at 0.023840 11/05/2021	2,067,124	(36,410)	(0.00)	Bought USD Solid PHP at 0.020035 07/05/2021	18,235,885	(224,557)	(0.00)
Bought USD Solid PHP at 0.020402 07/05/2021	1,235,182	(36,439)	(0.00)	Bought USD Solid ZAR at 0.067154 07/05/2021	8,655,757	(225,225)	(0.00)
Bought COP Solid USD at 3654.999998 11/05/2021	1,488,800	(36,702)	(0.00)	Bought SEK Solid USD at 8.206530 11/05/2021	7,959,514	(230,051)	(0.00)
Bought USD Solid GBP at 1.371945 11/05/2021	4,546,403	(36,841)	(0.00)	Bought USD Solid THB at 0.031562 07/05/2021	14,262,815	(235,719)	(0.00)
Bought USD Solid CLP at 0.001375 11/05/2021	41,289,703	(36,998)	(0.00)	Bought EUR Solid PLN at 0.173322 07/05/2021	6,257,741	(239,929)	(0.00)
Bought USD Solid PEN at 0.263713 06/08/2021	12,862,691	(37,502)	(0.00)	Bought USD Solid KRW at 0.000889 07/05/2021	23,645,800	(248,904)	(0.00)
Bought USD Solid GBP at 1.374759 06/05/2021	5,852,286	(37,633)	(0.00)	Bought USD Solid PLN at 0.252172 07/05/2021	6,029,544	(274,295)	(0.00)
Bought PEN Solid USD at 3.637000 11/05/2021	1,015,107	(38,850)	(0.00)	Bought PLN Solid USD at 3.695005 07/05/2021	12,025,500	(286,528)	(0.00)
Bought COP Solid USD at 3643.999999 07/05/2021	1,604,494	(40,494)	(0.00)	Bought EUR Solid BRL at 0.176947 07/05/2021	12,735,014	(295,207)	(0.00)
Bought USD Solid HUF at 0.003253 07/05/2021	1,519,546	(40,766)	(0.00)	Bought EUR Solid USD at 0.732855 11/05/2021	19,280,683	(312,018)	(0.00)
Bought USD Solid EUR at 1.199758 11/05/2021	14,035,205	(40,969)	(0.00)	Bought USD Solid CLP at 0.001373 11/05/2021	13,048,972	(325,967)	(0.00)
Bought USD Solid ILS at 0.306716 07/05/2021	7,307,397	(41,329)	(0.00)	Bought JPY Solid EUR at 126.54900 11/05/2021	8,796,320	(334,583)	(0.00)
Bought USD Solid BRL at 0.182050 11/05/2021	3,245,230	(41,786)	(0.00)	Bought THB Solid USD at 30.064000 07/05/2021	10,836,257	(337,879)	(0.00)
Bought USD Solid MXN at 0.048795 11/05/2021	974,097	(43,019)	(0.00)	Bought TRY Solid USD at 7.487500 11/05/2021	4,476,616	(439,924)	(0.00)
Bought IDR Solid USD at 14024.999990 11/05/2021	1,448,746	(43,264)	(0.00)	Bought USD Solid HUF at 0.003226 11/05/2021	12,835,428	(445,923)	(0.00)
Bought USD Solid BRL at 0.177636 11/05/2021	1,663,802	(43,298)	(0.00)	Bought MYR Solid USD at 4.033500 07/05/2021	29,947,713	(466,095)	(0.00)
Bought CHF Solid USD at 0.903559 11/05/2021	4,406,533	(43,796)	(0.00)	Bought THB Solid USD at 30.33200 07/05/2021	18,450,749	(482,894)	(0.00)
Bought GBP Solid EUR at 0.826710 11/05/2021	7,552,391	(43,824)	(0.00)	Bought USD Solid ZAR at 0.067154 07/05/2021	6,011,803	(485,299)	(0.00)
Bought HUF Solid USD at 298.079600 07/05/2021	12,371,746	(45,601)	(0.00)	Bought TRY Solid USD at 7.535500 11/05/2021	6,172,010	(570,714)	(0.00)
Bought COP Solid USD at 3492.500011 11/05/2021	680,403	(46,278)	(0.00)	Bought EUR Solid GBP at 1.128715 11/05/2021	32,314,050	(596,086)	(0.01)
Bought USD Solid MXN at 0.048344 07/05/2021	1,944,320	(47,551)	(0.00)	Bought TRY Solid GBP at 1.132300 11/05/2021	41,160,477	(630,950)	(0.01)
Bought COP Solid CLP at 0.001899 08/05/2021	1,811,891	(47,747)	(0.00)	Bought EUR Solid GBP at 1.132137 11/05/2021	41,453,709	(640,996)	(0.01)
Bought PEN Solid USD at 3.651110 11/05/2021	1,389,357	(47,989)	(0.00)	Bought TRY Solid USD at 7.414500 11/05/2021	6,297,633	(673,953)	(0.01)
Bought USD Solid MXN at 0.046171 11/05/2021	715						

	契約額等 (米ドル)	未実現(損)益 比率(%)	繰資産 比率(%)
Bought PEN Sold USD at 3.640500 11/05/2021	41,807,294	(1,561,341)	(0.02)
Bought USD Sold CHF at 1.075890 04/06/2021	85,577,719	(1,566,396)	(0.02)
Bought USD Sold CNY at 0.152450 34/05/2021	254,030,349	(2,964,770)	(0.01)
Bought USD Sold EUR at 1.191555 04/06/2021	491,462,554	(5,022,439)	(0.01)
Bought USD Sold EUR at 1.191500 04/06/2021	491,462,554	(5,126,540)	(0.05)
Bought USD Sold EUR at 1.191195 04/06/2021	491,462,554	(5,169,405)	(0.05)
Bought USD Sold EUR at 1.191010 04/06/2021	491,462,554	(5,244,930)	(0.05)
		(23,786,695)	(0.02)

A-ACC Shares (CZK) (CZK/USD hedged)

Bought CZK Sold USD at 21.485400 25/05/2021	105,764,403	(73,029)	(0.00)
		(73,029)	(0.00)

A-ACC Shares (EUR) (hedged)

Bought USD Sold JPY at 0.009756 25/05/2021	80,287,628	949,436	0.01
Bought USD Sold COP at 0.000275 25/05/2021	2,851,141	91,777	0.00
Bought USD Sold JPY at 0.009178 25/05/2021	15,545,945	44,888	0.00
Bought USD Sold SEK at 0.118855 25/05/2021	8,128,819	33,551	0.00
Bought USD Sold ZAR at 0.069744 25/05/2021	1,320,156	18,700	0.00
Bought USD Sold MXN at 0.049920 25/05/2021	1,452,592	13,690	0.00
Bought USD Sold SGD at 0.752744 25/05/2021	9,832,006	12,078	0.00
Bought HUF Sold USD at 301.064430 25/05/2021	1,087,817	6,545	0.00
Bought USD Sold CLP at 0.001426 25/05/2021	357,958	4,717	0.00
Bought USD Sold DKK at 0.162076 25/05/2021	2,253,961	3,533	0.00
Bought USD Sold MXN at 0.049744 25/05/2021	208,670	1,519	0.00
Bought USD Sold CZK at 0.046596 25/05/2021	706,303	1,505	0.00
Bought ILS Sold USD at 3.262274 25/05/2021	107,440	693	0.00
Bought IDR Sold USD at 14491.000056 25/05/2021	617,905	471	0.00
Bought USD Sold PLN at 0.264086 25/05/2021	2,542,594	(12,719)	(0.00)
Bought USD Sold PHP at 0.020604 25/05/2021	269,685	(1,250)	(0.00)
Bought USD Sold PHP at 0.020560 25/05/2021	193,833	(1,311)	(0.00)
Bought USD Sold MYR at 0.243516 25/05/2021	2,737,170	(2,675)	(0.00)
Bought USD Sold HUF at 0.035325 25/05/2021	1,380,589	(2,710)	(0.00)
Bought USD Sold THB at 0.032012 25/05/2021	1,075,260	(3,503)	(0.00)
Bought KRW Sold USD at 1109.300003 25/05/2021	1,372,236	(6,682)	(0.00)
Bought USD Sold THB at 0.031847 25/05/2021	1,630,724	(13,596)	(0.00)
Bought USD Sold TRY at 0.118778 25/05/2021	2,098,855	(14,019)	(0.00)
Bought USD Sold KRW at 0.008096 25/05/2021	13,850,466	(15,458)	(0.00)
Bought USD Sold NOK at 0.120137 25/05/2021	6,852,063	(16,761)	(0.00)
Bought USD Sold IDR at 0.000068 25/05/2021	3,441,807	(28,768)	(0.00)
Bought USD Sold INR at 0.013278 25/05/2021	2,293,680	(51,009)	(0.00)
Bought USD Sold TWD at 0.035735 25/05/2021	12,741,751	(64,530)	(0.00)
Bought USD Sold CAD at 0.800473 25/05/2021	5,918,611	(94,773)	(0.00)
Bought USD Sold CNY at 0.153768 25/05/2021	28,387,182	(107,232)	(0.00)
Bought USD Sold BRL at 0.180896 25/05/2021	9,628,721	(175,904)	(0.00)
Bought USD Sold RUB at 0.030117 25/05/2021	11,859,942	(220,802)	(0.00)
Bought EUR Sold USD at 0.829011 25/05/2021	365,471,564	(801,381)	(0.01)
Bought EUR Sold USD at 0.829011 25/05/2021	385,973,760	(818,239)	(0.01)
Bought EUR Sold USD at 0.828979 25/05/2021	375,953,930	(834,519)	(0.01)
		(7,061,296)	(0.02)

A-ACC Shares (HUF) (hedged)

Bought HUF Sold USD at 301.064430 25/05/2021	37,059,944	222,988	0.00
Bought USD Sold JPY at 0.009256 25/05/2021	2,562,197	30,299	0.00
Bought USD Sold COP at 0.000275 25/05/2021	91,179	2,929	0.00
Bought USD Sold JPY at 0.009178 25/05/2021	1,401,280	1,660	0.00
Bought USD Sold SEK at 0.118855 25/05/2021	259,416	1,071	0.00
Bought USD Sold ZAR at 0.069744 25/05/2021	42,128	597	0.00
Bought USD Sold MXN at 0.049920 25/05/2021	46,358	437	0.00
Bought USD Sold SGD at 0.752744 25/05/2021	315,735	385	0.00
Bought USD Sold EUR at 1.205871 25/05/2021	1,368,155	293	0.00
Bought USD Sold EUR at 1.207489 25/05/2021	75,180	256	0.00
Bought USD Sold DKK at 0.162076 25/05/2021	71,936	106	0.00
Bought USD Sold CZK at 0.046596 25/05/2021	22,539	42	0.00
Bought USD Sold MXN at 0.049744 25/05/2021	6,271	40	0.00
Bought IDR Sold USD at 14490.997686 25/05/2021	20,454	16	0.00
Bought USD Sold PLN at 0.264086 25/05/2021	81,140	(39)	(0.00)
Bought USD Sold MYR at 0.243516 25/05/2021	87,362	(85)	(0.00)
Bought USD Sold TRY at 0.118778 25/05/2021	35,723	(104)	(0.00)
Bought KRW Sold USD at 1109.299921 25/05/2021	40,845	(29)	(0.00)
Bought USD Sold THB at 0.031847 25/05/2021	52,042	(428)	(0.00)
Bought USD Sold TRY at 0.118778 25/05/2021	66,975	(447)	(0.00)
Bought USD Sold KRW at 0.008096 25/05/2021	426,050	(493)	(0.00)
Bought USD Sold NOK at 0.120137 25/05/2021	218,648	(135)	(0.00)
Bought USD Sold IDR at 0.000068 25/05/2021	109,837	(918)	(0.00)
Bought USD Sold INR at 0.013278 25/05/2021	75,198	(990)	(0.00)
Bought USD Sold TWD at 0.035735 25/05/2021	406,622	(1,734)	(0.00)
Bought USD Sold CAD at 0.800473 25/05/2021	188,894	(5,025)	(0.00)
Bought USD Sold CNY at 0.153768 25/05/2021	905,918	(5,422)	(0.00)
Bought USD Sold BRL at 0.180896 25/05/2021	307,284	(5,550)	(0.00)
Bought USD Sold RUB at 0.031017 25/05/2021	378,484	(7,046)	(0.00)
		235,755	0.00

A-ACC Shares (JPY) (hedged)

Bought USD Sold COP at 0.000275 25/05/2021	32,111	1,031	0.00
Bought USD Sold SEK at 0.118855 25/05/2021	91,352	377	0.00
Bought USD Sold SGD at 0.752744 25/05/2021	110,518	136	0.00
Bought USD Sold EUR at 1.203760 25/05/2021	478,315	99	0.00
Bought USD Sold IDR at 1.203117 25/05/2021	25,327	37	0.00
Bought IDR Sold USD at 14491.002720 25/05/2021	7,585	6	0.00
Bought USD Sold PLN at 0.264086 25/05/2021	28,588	(14)	(0.00)
Bought USD Sold MYR at 0.243516 25/05/2021	30,762	(30)	(0.00)
Bought KRW Sold USD at 1109.300003 25/05/2021	17,303	(84)	(0.00)
Bought USD Sold THB at 0.032012 25/05/2021	29,240	(90)	(0.00)
Bought USD Sold TRY at 0.118778 25/05/2021	23,592	(158)	(0.00)
Bought USD Sold KRW at 0.008096 25/05/2021	150,042	(174)	(0.00)

	契約額等 (米ドル)	未実現(損)益 比率(%)	繰資産 比率(%)
Bought USD Sold NOK at 0.120137 25/05/2021	77,004	(188)	(0.00)
Bought USD Sold IDR at 0.000068 25/05/2021	38,681	(523)	(0.00)
Bought USD Sold INR at 0.013278 25/05/2021	25,718	(549)	(0.00)
Bought USD Sold TWD at 0.035735 25/05/2021	143,399	(611)	(0.00)
Bought USD Sold CAD at 0.800473 25/05/2021	66,544	(1,066)	(0.00)
Bought USD Sold CNY at 0.153768 25/05/2021	319,028	(1,205)	(0.00)
Bought USD Sold BRL at 0.180896 25/05/2021	100,213	(1,954)	(0.00)
Bought USD Sold RUB at 0.031017 25/05/2021	135,290	(2,482)	(0.00)
Bought JPY Sold USD at 0.0093990 25/05/2021	12,145,982	(141,953)	(0.00)
		(149,053)	(0.00)

A-ACC Shares (PLN) (PLN/USD hedged)

Bought PLN Sold USD at 3.786646 25/05/2021	31,264,581	14,952	0.00
		14,952	0.00

A-ACC Shares (SEK/USD) (hedged)

Bought SEK Sold USD at 8.415007 25/05/2021	118,645	(488)	(0.00)
		(488)	(0.00)

A-ACC Shares (USD) (hedged)

Bought USD Sold JPY at 0.009256 25/05/2021	7,281,450	86,106	0.00
Bought USD Sold COP at 0.000275 25/05/2021	259,119	8,323	0.00
Bought USD Sold JPY at 0.009178 25/05/2021	1,222,622	4,052	0.00
Bought USD Sold SEK at 0.118855 25/05/2021	737,218	3,043	0.00
Bought USD Sold ZAR at 0.069744 25/05/2021	119,729	1,696	0.00
Bought USD Sold MXN at 0.049920 25/05/2021	151,740	1,242	0.00
Bought USD Sold SGD at 0.752744 25/05/2021	891,659	1,095	0.00
Bought USD Sold EUR at 1.207489 25/05/2021	235,065	757	0.00
Bought USD Sold EUR at 1.203760 25/05/2021	3,859,740	478	0.00
Bought USD Sold CLP at 0.001426 25/05/2021	52,464	428	0.00
Bought USD Sold DKK at 0.162076 25/05/2021	204,416	302	0.00
Bought USD Sold MXN at 0.049766 25/05/2021	18,222	119	0.00
Bought USD Sold CZK at 0.046596 25/05/2021	64,054	118	0.00
Bought USD Sold HUF at 0.030356 25/05/2021	25,560	111	0.00
Bought USD Sold MYR at 0.243516 25/05/2021	55,822	45	0.00
Bought USD Sold PLN at 3.786646 25/05/2021	230,640	(110)	(0.00)
Bought USD Sold PHP at 0.020604 25/05/2021	24,459	(113)	(0.00)
Bought USD Sold PHP at 0.020560 25/05/2021	17,551	(119)	(0.00)
Bought USD Sold THB at 0.031847 25/05/2021	248,240	48	0.00
Bought USD Sold THB at 0.032012 25/05/2021	96,220	296)	(0.00)
Bought KRW Sold USD at 1109.300036 25/05/2021	123,524	(601)	(0.00)
Bought USD Sold THB at 0.031847 25/05/2021	147,893	(1,271)	(0.00)
Bought USD Sold TRY at 0.118778 25/05/2021	190,354	(1,271)	(0.00)
Bought USD Sold KRW at 0.008096 25/05/2021	1,210,778	(1,402)	(0.00)
Bought USD Sold NOK at 0.120137 25/05/2021	621,427	(1,520)	(0.00)
Bought USD Sold IDR at 0.000068 25/05/2021	312,144	(2,609)	(0.00)
Bought USD Sold INR at 0.013278 25/05/2021	208,017	(2,812)	(0.00)
Bought USD Sold TWD at 0.035735 25/05/2021	1,155,374	(4,153)	(0.00)
Bought USD Sold CAD at 0.800473 25/05/2021	536,747	(8,595)	(0.00)
Bought USD Sold CNY at 0.153768 25/05/2021	2,574,484	(9,725)	(0.00)
Bought USD Sold BRL at 0.180896 25/05/2021	875,253	(15,772)	(0.00)
Bought USD Sold RUB at 0.031017 25/05/2021	1,075,599	(20,025)	(0.00)
		36,558	0.00

A-HMDDIST (G) Shares (AUD) (hedged)

Bought USD Sold JPY at 0.009256 25/05/2021	7,883,132	93,221	0.00
Bought USD Sold COP at 0.000275 25/05/2021	280,532	9,011	0.00
Bought USD Sold JPY at 0.009178 25/05/2021	1,314,880	4,358	0.00
Bought USD Sold SEK at 0.118855 25/05/2021	798,131	8,299	0.00
Bought USD Sold ZAR at 0.069744 25/05/2021	129,618	1,836	0.00
Bought USD Sold MXN at 0.049920 25/05/2021	142,624	1,344	0.00
Bought USD Sold SGD at 0.752744 25/05/2021	965,337	1,186	0.00
Bought USD Sold EUR at 1.207489 25/05/2021	250,251	806	0.00
Bought USD Sold EUR at 1.203761 25/05/2021	4,178,697	521	0.00
Bought USD Sold DKK at 0.162076 25/05/2021	221,311	327	0.00
Bought USD Sold MXN at 0.049766 25/05/2021	20,727	128	0.00
Bought USD Sold CZK at 0.046596 25/05/2021	69,547	128	0.00
Bought USD Sold HUF at 0.030356 25/05/2021	27,527	121	0.00
Bought IDR Sold USD at 14490.999075 25/05/2021	62,704	48	0.00
Bought USD Sold CLP at 0.001409 25/05/2021	33,904	17	0.00
Bought USD Sold PLN at 3.786646 25/05/2021	249,654	(119)	(0.00)
Bought USD Sold PHP at 0.020604 25/05/2021	25,479	(123)	(0.00)
Bought USD Sold PHP at 0.020560 25/05/2021	18,959	(128)	(0.00)
Bought USD Sold MYR at 0.243516 25/05/2021	268,764	(263)	(0.00)
Bought USD Sold THB at 0.032012 25/05/2021	104,653	(321)	(0.00)
Bought KRW Sold USD at 1109.300025 25/05/2021	143,419	(698)	(0.00)
Bought USD Sold THB at 0.031847 25/05/2021	160,115	(1,515)	(0.00)
Bought USD Sold TRY at 0.118778 25/05/2021	200,078	(1,376)	(0.00)
Bought USD Sold KRW at 0.008096 25/05/2021	1,310,831	(1,518)	(0.

	契約額等 (米ドル)	未実現(損)益 比率(%)	繰資産 比率(%)
A-MCDIST (G) Shares (SGD) (SGD/USD hedged)			
Bought SGD Solid USD at 1.327955 25/05/2021	13,267,140	(21,645)	(0.00)
Bought SGD Solid USD at 1.328575 25/05/2021	395,209,573	(454,721)	(0.00)
		(476,366)	(0.00)

	契約額等 (米ドル)	未実現(損)益 比率(%)	繰資産 比率(%)
A-MINCOME (G) Shares (AUD) (hedged)			
Bought USD Solid JPY at 0.009256 25/05/2021	1,987,878	23,508	0.00
Bought USD Solid COP at 0.000275 25/05/2021	37,741,801	2,272	0.00
Bought USD Solid JPY at 0.009178 25/05/2021	395,287	1,510	0.00
Bought USD Solid SEK at 0.118855 25/05/2021	201,261	851	0.00
Bought USD Solid ZAR at 0.069744 25/05/2021	32,686	32	0.00
Bought USD Solid MXN at 0.049920 25/05/2021	35,968	359	0.00
Bought USD Solid EUR at 1.207489 25/05/2021	93,761	302	0.00
Bought USD Solid SGD at 0.752744 25/05/2021	245,439	299	0.00
Bought HUF Solid USD at 301.064426 25/05/2021	26,934	162	0.00
Bought USD Solid DKK at 0.162076 25/05/2021	55,801	83	0.00
Bought USD Solid MXN at 0.049766 25/05/2021	6,226	39	0.00
Bought USD Solid EUR at 1.205650 25/05/2021	1,053,761	34	0.00
Bought IDR Solid USD at 14491.001932 25/05/2021	14,081	11	0.00
Bought KRW Solid USD at 1114.110160 25/05/2021	31,643	(18)	(0.00)
Bought USD Solid PLN at 0.264086 25/05/2021	62,962	(30)	(0.00)
Bought HUF Solid USD at 297.959669 25/05/2021	7,302	(32)	(0.00)
Bought USD Solid MYR at 0.243516 25/05/2021	67,764	(66)	(0.00)
Bought USD Solid HUF at 0.003355 25/05/2021	54,366	(69)	(0.00)
Bought USD Solid THB at 0.032012 25/05/2021	28,190	(87)	(0.00)
Bought USD Solid THB at 0.031847 25/05/2021	40,376	(332)	(0.00)
Bought USD Solid TRY at 0.118778 25/05/2021	51,968	(547)	(0.00)
Bought USD Solid KRW at 0.000896 25/05/2021	330,550	(383)	(0.00)
Bought USD Solid NOK at 0.120137 25/05/2021	169,652	(415)	(0.00)
Bought USD Solid IDR at 0.000068 25/05/2021	85,217	(712)	(0.00)
Bought USD Solid INR at 0.015278 25/05/2021	56,790	(768)	(0.00)
Bought USD Solid TWD at 0.035735 25/05/2021	315,475	(1,349)	(0.00)
Bought USD Solid CAD at 0.800473 25/05/2021	146,511	(2,346)	(0.00)
Bought USD Solid CNY at 0.153768 25/05/2021	702,853	(2,655)	(0.00)
Bought USD Solid BRL at 0.180896 25/05/2021	238,403	(4,306)	(0.00)
Bought AUD Solid USD at 1.289398 25/05/2021	1,062,454	(5,243)	(0.00)
Bought USD Solid RUB at 0.013017 25/05/2021	293,646	(5,467)	(0.00)
Bought AUD Solid USD at 1.289354 25/05/2021	28,899,116	(143,642)	(0.00)
		(158,612)	(0.00)

	契約額等 (米ドル)	未実現(損)益 比率(%)	繰資産 比率(%)
A-MINCOME (G) Shares (JPY) (hedged)			
Bought USD Solid COP at 0.000275 25/05/2021	46,110	1,481	0.00
Bought USD Solid SEK at 0.118855 25/05/2021	131,187	541	0.00
Bought USD Solid MXN at 0.049920 25/05/2021	25,441	221	0.00
Bought USD Solid SGD at 0.752744 25/05/2021	158,709	195	0.00
Bought USD Solid EUR at 1.203871 25/05/2021	686,780	148	0.00
Bought USD Solid DKK at 0.162076 25/05/2021	56,381	54	0.00
Bought USD Solid MXN at 0.049766 25/05/2021	3,116	20	0.00
Bought IDR Solid USD at 14491.001041 25/05/2021	10,419	8	0.00
Bought USD Solid PLN at 0.264086 25/05/2021	41,032	(20)	(0.00)
Bought USD Solid MYR at 0.243516 25/05/2021	44,168	(43)	(0.00)
Bought USD Solid THB at 0.032012 25/05/2021	16,749	(51)	(0.00)
Bought KRW Solid USD at 1109.300121 25/05/2021	22,474	(109)	(0.00)
Bought USD Solid THB at 0.031847 25/05/2021	26,318	(216)	(0.00)
Bought USD Solid TRY at 0.118778 25/05/2021	35,876	(226)	(0.00)
Bought USD Solid KRW at 0.000896 25/05/2021	215,458	(249)	(0.00)
Bought USD Solid NOK at 0.120137 25/05/2021	110,580	(271)	(0.00)
Bought USD Solid IDR at 0.000068 25/05/2021	55,546	(464)	(0.00)
Bought USD Solid INR at 0.015278 25/05/2021	37,017	(500)	(0.00)
Bought USD Solid TWD at 0.035735 25/05/2021	205,633	(877)	(0.00)
Bought USD Solid CAD at 0.800473 25/05/2021	95,503	(1,529)	(0.00)
Bought USD Solid CNY at 0.153768 25/05/2021	458,130	(1,731)	(0.00)
Bought USD Solid BRL at 0.180896 25/05/2021	155,392	(2,807)	(0.00)
Bought USD Solid RUB at 0.013017 25/05/2021	191,403	(3,563)	(0.00)
Bought JPY Solid USD at 108.039990 25/05/2021	17,491,551	(204,428)	(0.00)
		(214,616)	(0.00)

	契約額等 (米ドル)	未実現(損)益 比率(%)	繰資産 比率(%)
A-MINCOME (G) Shares (SGD) (SGD/USD hedged)			
Bought SGD Solid USD at 1.327807 25/05/2021	248,530,095	(429,381)	(0.00)
Bought SGD Solid USD at 1.327575 25/05/2021	251,661,659	(478,686)	(0.00)
		(908,067)	(0.01)

	契約額等 (米ドル)	未実現(損)益 比率(%)	繰資産 比率(%)
A-QINCOME (G) Shares (EUR) (hedged)			
Bought USD Solid JPY at 0.009256 25/05/2021	107,415,653	1,270,237	0.01
Bought USD Solid COP at 0.000275 25/05/2021	3,822,527	122,787	0.00
Bought USD Solid JPY at 0.009178 25/05/2021	17,861,096	59,196	0.00
Bought USD Solid SEK at 0.118855 25/05/2021	10,875,425	44,887	0.00
Bought USD Solid ZAR at 0.069744 25/05/2021	1,766,192	25,019	0.00
Bought USD Solid MXN at 0.049920 25/05/2021	1,943,399	18,315	0.00
Bought USD Solid SGD at 0.752744 25/05/2021	15,154,150	16,160	0.00
Bought HUF Solid USD at 301.064429 25/05/2021	1,455,374	8,757	0.00
Bought USD Solid CLP at 0.001426 25/05/2021	478,906	6,511	0.00
Bought USD Solid DKK at 0.162076 25/05/2021	3,015,547	4,460	0.00
Bought USD Solid CZK at 0.046596 25/05/2021	944,953	1,743	0.00
Bought USD Solid MYR at 0.049744 25/05/2021	274,591	756	0.00
Bought ILS Solid USD at 3.262212 25/05/2021	143,743	927	0.00
Bought USD Solid USD at 14491.000037 25/05/2021	830,729	654	0.00
Bought USD Solid NZD at 0.718118 25/05/2021	24,231	41	0.00
Bought USD Solid PLN at 0.264086 25/05/2021	3,401,706	(1,626)	(0.00)
Bought USD Solid PHP at 0.020664 25/05/2021	3,603,807	(1,672)	(0.00)
Bought USD Solid PHP at 0.020560 25/05/2021	258,048	(1,745)	(0.00)
Bought USD Solid MYR at 0.243516 25/05/2021	3,662,023	(3,579)	(0.00)
Bought USD Solid HUF at 0.003355 25/05/2021	1,846,280	(3,704)	(0.00)
Bought USD Solid THB at 0.032012 25/05/2021	1,427,703	(4,385)	(0.00)
Bought KRW Solid USD at 1109.299999 25/05/2021	1,853,152	(9,023)	(0.00)

	契約額等 (米ドル)	未実現(損)益 比率(%)	繰資産 比率(%)
Bought USD Solid THB at 0.031847 25/05/2021	2,181,722	(17,923)	(0.00)
Bought USD Solid TRY at 0.118778 25/05/2021	2,808,027	(18,756)	(0.00)
Bought USD Solid COP at 0.000275 25/05/2021	17,861,394	(20,681)	(0.00)
Bought USD Solid NOK at 0.120137 25/05/2021	9,167,276	(22,424)	(0.00)
Bought USD Solid IDR at 0.000068 25/05/2021	4,604,743	(58,488)	(0.00)
Bought USD Solid INR at 0.015278 25/05/2021	3,066,680	(41,486)	(0.00)
Bought USD Solid TWD at 0.035735 25/05/2021	17,047,005	(72,687)	(0.00)
Bought USD Solid CAD at 0.800473 25/05/2021	7,918,354	(124,794)	(0.00)
Bought USD Solid CNY at 0.153768 25/05/2021	37,978,809	(143,464)	(0.00)
Bought USD Solid BRL at 0.180896 25/05/2021	12,882,115	(232,664)	(0.00)
Bought USD Solid RUB at 0.013017 25/05/2021	15,867,244	(295,407)	(0.00)
Bought USD Solid ZAR at 0.069744 25/05/2021	365,764,504	(780,541)	(0.00)
Bought EUR Solid USD at 0.829109 25/05/2021	379,925,910	(788,444)	(0.00)
Bought EUR Solid USD at 0.829016 25/05/2021	367,906,250	(804,894)	(0.01)
Bought EUR Solid USD at 0.829071 25/05/2021	392,004,925	(831,349)	(0.01)
		(2,680,526)	(0.03)

	契約額等 (米ドル)	未実現(損)益 比率(%)	繰資産 比率(%)
D-ACC Shares (EUR) (hedged)			
Bought USD Solid JPY at 0.009256 25/05/2021	2,951,050	34,897	0.00
Bought USD Solid COP at 0.000275 25/05/2021	105,017	3,373	0.00
Bought USD Solid JPY at 0.009178 25/05/2021	455,154	1,508	0.00
Bought USD Solid SEK at 0.118855 25/05/2021	298,778	1,235	0.00
Bought USD Solid ZAR at 0.069744 25/05/2021	48,524	487	0.00
Bought USD Solid MXN at 0.049920 25/05/2021	53,390	503	0.00
Bought USD Solid SGD at 0.752744 25/05/2021	361,400	444	0.00
Bought USD Solid DKK at 0.162076 25/05/2021	82,844	123	0.00
Bought USD Solid CZK at 0.046596 25/05/2021	45,962	48	0.00
Bought USD Solid MXN at 0.049766 25/05/2021	6,914	44	0.00
Bought IDR Solid USD at 14491.002146 25/05/2021	25,470	18	0.00
Bought USD Solid PLN at 0.264086 25/05/2021	95,452	(45)	(0.00)
Bought USD Solid TRY at 0.118778 25/05/2021	100,598	(98)	(0.00)
Bought USD Solid THB at 0.032012 25/05/2021	38,077	(117)	(0.00)
Bought KRW Solid USD at 1109.300009 25/05/2021	53,675	(261)	(0.00)
Bought USD Solid THB at 0.031847 25/05/2021	59,938	(492)	(0.00)
Bought USD Solid TRY at 0.118778 25/05/2021	77,151	(515)	(0.00)
Bought USD Solid KRW at 0.000896 25/05/2021	490,709	(568)	(0.00)
Bought USD Solid NOK at 0.120137 25/05/2021	251,859	(616)	(0.00)
Bought USD Solid IDR at 0.000068 25/05/2021	126,507	(1,057)	(0.00)
Bought USD Solid INR at 0.015278 25/05/2021	84,306	(1,140)	(0.00)
Bought USD Solid TWD at 0.035735 25/05/2021	468,335	(1,997)	(0.00)
Bought USD Solid CAD at 0.800473 25/05/2021	217,530	(3,485)	(0.00)
Bought USD Solid CNY at 0.153768 25/05/2021	1,043,398	(3,941)	(0.00)
Bought USD Solid BRL at 0.180896 25/05/2021	355,911	(6,392)	(0.00)
Bought USD Solid RUB at 0.013017 25/05/2021	435,924	(8,116)	(0.00)
Bought EUR Solid USD at 0.830654 25/05/2021	41,304,697	(8,924)	(0.00)
		5,116	0.00

	契約額等 (米ドル)	未実現(損)益 比率(%)	繰資産 比率(%)
D-QINCOME (G) Shares (EUR) (hedged)			
Bought USD Solid JPY at 0.009256 25/05/2021	15,820,480	187,084	0.00
Bought USD Solid COP at 0.000275 25/05/2021	54	562,993	18,084
Bought USD Solid JPY at 0.009178 25/05/2021	2,513,504	8,330	0.00
Bought USD Solid SEK at 0.118855 25/05/2021	1,601,765	6,611	0.00
Bought USD Solid ZAR at 0.069744 25/05/2021	260,129	3,685	0.00
Bought USD Solid MXN at 0.049920 25/05/2021	286,228	2,697	0.00
Bought USD Solid SGD at 0.752744 25/05/2021	1,937,366	1,380	0.00
Bought HUF Solid USD at 301.064432 25/05/2021	214,552	1,290	0.00
Bought USD Solid CLP at 0.001426 25/05/2021	70,535	929	0.00
Bought USD Solid DKK at 0.162076 25/05/2021	444,144	657	0.00
Bought USD Solid CZK at 0.046596 25/05/2021	139,173	257	0.00
Bought USD Solid MXN at 0.049766 25/05/2021	38,366	243	0.00
Bought IDR Solid USD at 14490.999841 25/05/2021	124,396	95	0.00
Bought USD Solid PLN at 0.264086 25/05/2021	501,026	(239)	(0.00)
Bought USD Solid TRY at 0.118778 25/05/2021	55,140	(246)	(0.00)
Bought USD Solid PHP at 0.020560 25/05/2021	37,427	(253)	(0.00)
Bought USD Solid MYR at 0.243516 25/05/2021	539,356	(527)	(0.00)
Bought USD Solid HUF at 0.003355 25/05/2021	271,567	(645)	(0.00)
Bought USD Solid THB at 0.032012 25/05/2021	205,455	(651)	(0.00)
Bought KRW Solid USD at 1109.300005 25/05/2021	281,663	(1,371)	(0.00)
Bought USD Solid THB at 0.031847 25/05/2021	321,351	(2,640)	(0.00)
Bought USD Solid TRY at 0.118778 25/05/2021	415,579	(2,762)	(0.00)
Bought USD Solid KRW at 0.000896 25/05/2021	2,630,677	(3,046)	(0.00)
Bought USD Solid NOK at 0.120137 25/05/2021	2,356,183	(5,303)	(0.00)
Bought USD Solid IDR at 0.000068 25/05/2021	678,200	(5,669)	(0.00)
Bought USD Solid INR at 0.015278 25/05/2021	451,964	(6,110)	(0.00)
Bought USD Solid TWD at 0.035735 25/05/2021			

	契約額等 (米ドル)	未実現(損)益 比率(%)	純資産 比率(%)
Bought IDR Sold USD at 14490.999830 25/05/2021	145,754	111	0.00
Bought USD Sold PLN at 0.264086 25/05/2021	594,821	(284)	(0.00)
Bought USD Sold PHP at 0.020604 25/05/2021	65,299	(272)	(0.00)
Bought USD Sold PJP at 0.020560 25/05/2021	44,877	(505)	(0.00)
Bought USD Sold MYR at 0.243516 25/05/2021	640,319	(626)	(0.00)
Bought USD Sold HUF at 0.003535 25/05/2021	322,683	(647)	(0.00)
Bought USD Sold THB at 0.032012 25/05/2021	248,208	(762)	(0.00)
Bought KRW Sold USD at 1109.300004 25/05/2021	326,153	(1,588)	(0.00)
Bought USD Sold THB at 0.031847 25/05/2021	381,487	(5,134)	(0.00)
Bought USD Sold TRY at 0.118778 25/05/2021	491,005	(3,280)	(0.00)
Bought USD Sold KRW at 0.000896 25/05/2021	3,125,186	(5,616)	(0.00)
Bought USD Sold NOK at 0.120137 25/05/2021	1,602,956	(5,521)	(0.00)
Bought USD Sold IDR at 0.000068 25/05/2021	805,171	(6,730)	(0.00)
Bought USD Sold INR at 0.013278 25/05/2021	536,579	(7,254)	(0.00)
Bought USD Sold TWD at 0.035735 25/05/2021	2,980,784	(12,710)	(0.00)
Bought USD Sold CAD at 0.800473 25/05/2021	1,384,575	(21,700)	(0.00)
Bought USD Sold CNY at 0.153768 25/05/2021	6,640,850	(25,086)	(0.00)
Bought USD Sold BRL at 0.180896 25/05/2021	2,252,530	(40,683)	(0.00)
Bought USD Sold RUB at 0.013017 25/05/2021	2,774,495	(51,654)	(0.00)
Bought EUR Sold USD at 0.829933 25/05/2021	262,984,943	(285,046)	(0.00)
	(193,477)	(0.00)	

E-QINCOME (G) Shares (EUR) (hedged)

Bought USD Sold JPY at 0.009726 25/05/2021	47,956,979	567,112	0.01
Bought USD Sold COP at 0.000275 25/05/2021	1,706,612	54,200	0.00
Bought USD Sold JPY at 0.009178 25/05/2021	7,905,683	26,701	0.00
Bought USD Sold SEK at 0.118855 25/05/2021	4,855,464	20,040	(0.00)
Bought USD Sold ZAR at 0.069744 25/05/2021	788,537	11,170	0.00
Bought USD Sold MXN at 0.049920 25/05/2021	867,654	8,177	0.00
Bought USD Sold SGD at 0.752744 25/05/2021	5,872,845	7,215	0.00
Bought HUF Sold USD at 301.064425 25/05/2021	649,769	3,910	(0.00)
Bought USD Sold CLP at 0.001426 25/05/2021	213,813	2,817	0.00
Bought USD Sold DKK at 0.162076 25/05/2021	1,346,317	1,991	0.00
Bought USD Sold CZK at 0.046596 25/05/2021	421,887	778	0.00
Bought USD Sold MXN at 0.049766 25/05/2021	121,379	767	0.00
Bought ILS Sold USD at 3.262274 25/05/2021	64,158	414	0.00
Bought IDR Sold USD at 14490.999898 25/05/2021	371,986	284	0.00
Bought USD Sold PLN at 0.264086 25/05/2021	1,518,745	(726)	(0.00)
Bought USD Sold PHP at 0.020604 25/05/2021	161,086	(747)	(0.00)
Bought USD Sold PJP at 0.020560 25/05/2021	114,810	(777)	(0.00)
Bought USD Sold MYR at 0.243516 25/05/2021	1,634,960	(1,598)	(0.00)
Bought USD Sold HUF at 0.003535 25/05/2021	824,084	(1,655)	(0.00)
Bought USD Sold THB at 0.032012 25/05/2021	635,443	(1,952)	(0.00)
Bought KRW Sold USD at 1109.300004 25/05/2021	832,045	(4,511)	(0.00)
Bought USD Sold THB at 0.031847 25/05/2021	974,056	(8,002)	(0.00)
Bought USD Sold TRY at 0.118778 25/05/2021	1,253,676	(8,374)	(0.00)
Bought USD Sold KRW at 0.000896 25/05/2021	7,974,429	(9,233)	(0.00)
Bought USD Sold NOK at 0.120137 25/05/2021	4,092,243	(10,012)	(0.00)
Bought USD Sold IDR at 0.000068 25/05/2021	2,055,842	(17,183)	(0.00)
Bought USD Sold INR at 0.013278 25/05/2021	1,370,048	(18,522)	(0.00)
Bought USD Sold TWD at 0.035735 25/05/2021	7,610,836	(32,452)	(0.00)
Bought USD Sold CAD at 0.800473 25/05/2021	3,335,222	(56,608)	(0.00)
Bought USD Sold CNY at 0.153768 25/05/2021	16,956,991	(64,031)	(0.00)
Bought USD Sold BRL at 0.180896 25/05/2021	5,751,364	(103,875)	(0.00)
Bought USD Sold RUB at 0.013017 25/05/2021	7,084,118	(131,888)	(0.00)
Bought EUR Sold USD at 0.829709 25/05/2021	310,327,189	(658,900)	(0.01)
Bought EUR Sold USD at 0.829036 25/05/2021	361,866,000	(282,699)	(0.00)
	(1,207,407)	(0.01)	

I Shares (EUR) (EUR/USD hedged)

Bought EUR Sold USD at 0.830737 25/05/2021	4,485,173	(518)	(0.00)
	(518)	(0.00)	

I-ACC Shares (EUR) (hedged)

Bought EUR Sold USD at 0.830750 25/05/2021	84,732,317	(8,454)	(0.00)
	(8,454)	(0.00)	

X-QDIST Shares (EUR) (EUR/USD hedged)

Bought EUR Sold USD at 0.830786 25/05/2021	70,119,598	(5,961)	(0.00)
	(5,961)	(0.00)	

Y-ACC Shares (EUR) (hedged)

Bought USD Sold JPY at 0.009726 25/05/2021	18,762,025	221,869	0.00
Bought USD Sold COP at 0.000275 25/05/2021	667,671	21,447	0.00
Bought USD Sold JPY at 0.009178 25/05/2021	2,936,572	9,733	0.00
Bought USD Sold SEK at 0.118855 25/05/2021	1,899,585	7,840	0.00
Bought USD Sold ZAR at 0.069744 25/05/2021	308,495	4,370	0.00
Bought USD Sold MXN at 0.049920 25/05/2021	339,450	3,199	0.00
Bought USD Sold SGD at 0.752744 25/05/2021	2,297,638	2,823	0.00
Bought HUF Sold USD at 301.064425 25/05/2021	254,207	1,530	0.00
Bought USD Sold CLP at 0.001426 25/05/2021	85,649	1,102	0.00
Bought USD Sold DKK at 0.162076 25/05/2021	526,713	779	0.00
Bought USD Sold CZK at 0.046596 25/05/2021	165,052	304	0.00
Bought USD Sold MXN at 0.049766 25/05/2021	44,721	283	0.00
Bought ILS Sold USD at 3.262274 25/05/2021	25,105	162	0.00
Bought IDR Sold USD at 14490.999557 25/05/2021	148,756	115	0.00
Bought USD Sold PLN at 0.264086 25/05/2021	594,160	(284)	(0.00)
Bought USD Sold PHP at 0.020604 25/05/2021	63,022	(292)	(0.00)
Bought USD Sold PJP at 0.020560 25/05/2021	44,169	(299)	(0.00)
Bought USD Sold MYR at 0.243516 25/05/2021	639,657	(625)	(0.00)
Bought USD Sold HUF at 0.003535 25/05/2021	321,927	(646)	(0.00)
Bought USD Sold THB at 0.032012 25/05/2021	238,992	(734)	(0.00)
Bought KRW Sold USD at 1109.299993 25/05/2021	339,201	(1,652)	(0.00)
Bought USD Sold THB at 0.031847 25/05/2021	381,076	(5,131)	(0.00)
Bought USD Sold TRY at 0.118778 25/05/2021	490,467	(3,276)	(0.00)

	契約額等 (米ドル)	未実現(損)益 比率(%)	純資産 比率(%)
Bought USD Sold KRW at 0.000896 25/05/2021	3,119,805	(3,612)	(0.00)
Bought USD Sold NOK at 0.120137 25/05/2021	1,601,222	(3,917)	(0.00)
Bought USD Sold IDR at 0.000068 25/05/2021	805,299	(6,733)	(0.00)
Bought USD Sold INR at 0.013278 25/05/2021	535,599	(7,246)	(0.00)
Bought USD Sold TWD at 0.035735 25/05/2021	2,977,558	(12,696)	(0.00)
Bought USD Sold CAD at 0.800473 25/05/2021	1,383,111	(22,147)	(0.00)
Bought USD Sold CNY at 0.153768 25/05/2021	6,635,657	(25,058)	(0.00)
Bought USD Sold BRL at 0.180896 25/05/2021	2,250,080	(40,639)	(0.00)
Bought USD Sold RUB at 0.013017 25/05/2021	2,771,492	(51,598)	(0.00)
Bought EUR Sold USD at 0.829933 25/05/2021	262,700,342	(284,738)	(0.00)
	(193,579)	(0.00)	

Y-MINCOME (G) Shares (GBP) (GBP/USD hedged)

Bought GBP Sold USD at 0.719280 25/05/2021	226,338	(1,068)	(0.00)
Bought GBP Sold USD at 0.719628 25/05/2021	6,835,055	(28,951)	(0.00)
	(30,019)	(0.00)	

Y-QINCOME (G) Shares (EUR) (hedged)

Bought USD Sold JPY at 0.009726 25/05/2021	11,685,843	138,190	0.00
Bought USD Sold COP at 0.000275 25/05/2021	415,856	13,358	0.00
Bought USD Sold JPY at 0.009178 25/05/2021	1,963,795	6,509	0.00
Bought USD Sold SEK at 0.118855 25/05/2021	1,183,149	4,883	0.00
Bought USD Sold ZAR at 0.069744 25/05/2021	192,143	2,722	0.00
Bought USD Sold MXN at 0.049920 25/05/2021	211,424	1,995	0.00
Bought USD Sold SGD at 0.752744 25/05/2021	1,431,015	1,758	0.00
Bought HUF Sold USD at 301.064425 25/05/2021	158,332	953	0.00
Bought USD Sold CLP at 0.001426 25/05/2021	52,101	687	0.00
Bought USD Sold DKK at 0.162076 25/05/2021	328,059	485	0.00
Bought USD Sold CZK at 0.046596 25/05/2021	30,241	191	0.00
Bought USD Sold CZK at 0.046596 25/05/2021	102,802	190	0.00
Bought IDR Sold USD at 14490.999208 25/05/2021	90,254	69	0.00
Bought USD Sold PLN at 0.264086 25/05/2021	370,082	(177)	(0.00)
Bought USD Sold PHP at 0.020604 25/05/2021	39,253	(182)	(0.00)
Bought USD Sold PJP at 0.020560 25/05/2021	28,176	(191)	(0.00)
Bought USD Sold MYR at 0.243516 25/05/2021	398,393	(389)	(0.00)
Bought USD Sold HUF at 0.003535 25/05/2021	200,921	(405)	(0.00)
Bought USD Sold THB at 0.032012 25/05/2021	158,596	(487)	(0.00)
Bought KRW Sold USD at 1109.300016 25/05/2021	201,088	(797)	(0.00)
Bought USD Sold THB at 0.031847 25/05/2021	237,351	(1,950)	(0.00)
Bought USD Sold TRY at 0.118778 25/05/2021	305,482	(2,040)	(0.00)
Bought USD Sold KRW at 0.000896 25/05/2021	1,945,157	(2,250)	(0.00)
Bought USD Sold NOK at 0.120137 25/05/2021	997,318	(2,440)	(0.00)
Bought USD Sold IDR at 0.000068 25/05/2021	500,954	(4,187)	(0.00)
Bought USD Sold INR at 0.013278 25/05/2021	333,845	(4,513)	(0.00)
Bought USD Sold TWD at 0.035735 25/05/2021	1,854,559	(7,908)	(0.00)
Bought USD Sold CAD at 0.800473 25/05/2021	861,414	(13,794)	(0.00)
Bought USD Sold CNY at 0.153768 25/05/2021	4,131,749	(15,608)	(0.00)
Bought EUR Sold USD at 0.830731 25/05/2021	165,480,102	(20,099)	(0.00)
Bought USD Sold BRL at 0.180896 25/05/2021	1,401,457	(25,312)	(0.00)
Bought USD Sold RUB at 0.013017 25/05/2021	1,726,212	(32,198)	(0.00)
	36,941	0.00	

Zins & Dividende A-GDIST Shares (EUR) (hedged)

Bought USD Sold JPY at 0.009256 25/05/2021	6,050,390	71,549	0.00
Bought USD Sold COP at 0.000275 25/05/2021	215,511	6,916	0.00
Bought USD Sold JPY at 0.009178 25/05/2021	1,015,989	3,361	0.00
Bought USD Sold SEK at 0.118855 25/05/2021	615,793	2,528	0.00
Bought USD Sold ZAR at 0.069744 25/05/2021	99,483	1,409	0.00
Bought USD Sold MXN at 0.049920 25/05/2021	109,466	1,032	0.00
Bought USD Sold SGD at 0.752744 25/05/2021	740,919	910	0.00
Bought HUF Sold USD at 301.064425 25/05/2021	161,353	2,528	0.00
Bought USD Sold CLP at 0.001426 25/05/2021	26,975	355	0.00
Bought USD Sold DKK at 0.162076 25/05/2021	169,864	251	0.00
Bought USD Sold MXN at 0.049766 25/05/2021	15,608	99	0.00
Bought USD Sold CZK at 0.046596 25/05/2021	93,227	98	0.00
Bought IDR Sold USD at 14491.000390 25/05/2021	46,412	36	0.00
Bought USD Sold PLN at 0.264086 25/05/2021	191,607	(92)	(0.00)
Bought USD Sold MYR at 0.243516 25/05/2021	206,265	(202)	(0.00)
Bought USD Sold HUF at 0.003535 25/05/2021	104,020	(209)	(0.00)
Bought USD Sold PJP at 0.020560 25/05/2021	34,887	(236)	(0.00)
Bought USD Sold THB at 0.032012 25/05/2021	80,907	(249)	(0.00)
Bought KRW Sold USD at 1109.299982 25/05/2021	103,612	(505)	(0.00)
Bought USD Sold THB at 0.031847 25/05/2021	122,889	(1,010)	(0.00)
Bought USD Sold NOK at 0.120137 25/05/2021	158,164	(1,056)	(0.00)
Bought USD Sold KRW at 0.000896 25/05/2021	1,006,077	(1,165)	(0.00)
Bought USD Sold NOK at 0.120137 25/05/2021	516,362	(1,265)	(0.00)
Bought USD Sold IDR at 0.000068 25/05/2021	299,571	(2,168)	(0.00)
Bought USD Sold THB at 0.032012 25/05/2021	172,849	(2,337)	(0.00)
Bought USD Sold TWD at 0.035735 25/05/2021	960,205	(4,094)	(0.00)
Bought USD Sold CAD at 0.800473 25/05/2021	446,041	(7,142)	(0.00)
Bought USD Sold CNY at 0.153768 25/05/2021	2,139,230	(8,081)	(0.00)
Bought USD Sold BRL at 0.180896 25/05/2021	725,617	(13,105)	(0.00)
Bought USD Sold RUB at 0.013017 25/05/2021	893,753	(16,639)	(0.00)
Bought EUR Sold USD at 0.830654 25/05/2021	84,630,092	(18,284)	(0.00)
	11,200	0.00	

通貨 契約額等 未実現(損)益 純資産
(米ドル) 比率(%)

先物取引

Euro-Bund Bond Future 08/06/2021	EUR	(105,858,173)	1,387,976	0.01
Euro-Buxl 30 Year Bond Future 08/06/2021	EUR	(5,936,000)	244,871	0.00

通貨	契約額等 (米ドル)	未実現(損)益 (米ドル)	純資産 比率(%)
Long Gill Bond Future 28/06/2021	GBP	(13,424,312)	149,912 0.00
Euro-BTP Bond Future 08/06/2021	EUR	(5,921,578)	75,074 0.00
MSCI Singapore Index Future 26/05/2021	SGD	84,784,440	649,039 0.00
US Treasury 20 Year Bond Future 21/06/2021	USD	3,175,994	38,975 0.00
Euro Stoxx 50 Index Future 18/06/2021	EUR	1,583,189	38,211 0.00
FSIE 100 Index Future 18/06/2021	GBP	1,226,570	38,079 0.00
S&P 500 Micro Emin Index Future 18/06/2021	USD	461,719	13,465 0.00
MSCI Eafe Index Future 18/06/2021	USD	299,755	1,745 0.00
オーストラリア 10 Bond Future 15/06/2021	AUD	2,083,729	897 0.00
Euro-Schatz Bond Future 08/06/2021	EUR	4,579,580	(1,439) (0.00)
Euro-Bobl Bond Future 08/06/2021	EUR	2,051,976	(6,047) (0.00)
US Treasury Note 2 Year Bond Future 30/06/2021	USD	36,518,138	(7,726) (0.00)
Korea 10 Year Bond Future 15/06/2021	KRW	6,141,272,935	(22,580) (0.00)
Japan 10 Year Bond Future 14/06/2021	JPY	(903,498,327)	(26,495) (0.00)
カナダ 10 Bond Future 21/06/2021	CAD	3,815,839	(44,590) (0.00)
US Treasury 10 Year Bond Future 21/06/2021	USD	22,514,831	(109,348) (0.00)
US Treasury Note 5 Year Bond Future 30/06/2021	USD	13,782,065	(116,887) (0.00)
US 10 Year Ultra Bond Future 21/06/2021	USD	85,171,206	(342,475) (0.00)
US Ultra Bond Future 21/06/2021	USD	65,811,843	(525,367) (0.01)
		794,892	0.01

金利スワップ取引

通貨	契約額等 (米ドル)	未実現(損)益 (米ドル)	純資産 比率(%)
Receive fixed 8.655% pay float. (12m BRACETIP) 02/01/2025	BRL	14,592,045	242,064 0.00
Pay fixed 0.708% receive float. (3m LIS) 21/09/2030	LIS	10,826,354	167,300 0.00
Pay fixed 0.915% receive float. (3m HIBOR) 06/01/2031	HKD	7,782,423	56,580 0.00
Pay fixed 1.915% receive float. (6m WIBOR) 06/04/2031	PLN	2,196,652	2,669 0.00
Pay fixed 1.475% receive float. (3m HIBOR) 27/02/2030	HKD	10,983,258	(2,341) (0.00)
Receive fixed 1.708% pay float. (6m CZK PRIBOR) 04/05/2031	CZK	9,414,221	(6,099) (0.00)
Receive fixed 2.33% pay float. (7d China) 27/07/2025	CNY	12,147,507	(13,993) (0.00)
Receive fixed 7.51% pay float. (3m JBAR) 11/03/2031	ZAR	82,531,338	(29,450) (0.00)
Receive fixed 2.245% pay float. (7d China) 10/06/2025	CNY	15,076,952	(42,705) (0.00)
Receive fixed 2.655% pay float. (7d China) 08/01/2026	CNY	67,782,391	(48,049) (0.00)
Receive fixed 4.36% pay float. (1d FRB) 14/10/2025	INR	178,636,871	(82,328) (0.00)
Receive fixed 1.82% pay float. (7d China) 07/05/2025	CNY	23,555,553	(123,338) (0.00)
Receive fixed 0.71% pay float. (6m CZK PRIBOR) 03/04/2030	CZK	46,223,825	(201,237) (0.00)
		(80,847)	(0.00)

通貨	契約数	時価 (米ドル)	純資産 比率(%)
----	-----	-------------	--------------

オプション

Written Call CME Group 240 18/06/2021	USD	(23)	(23) (0.00)
Written Call Astellas Pharmaceutical 1950 14/05/2021	JPY	(45,810)	(34) (0.00)
Written Call Texas Instruments 57 21/05/2021	USD	(18)	(142) (0.00)
Written Call Taiwan Semi. Manu. 700 19/05/2021	TWD	(112,188)	(146) (0.00)
Written Call Klia-Tencor 410 18/06/2021	USD	(5)	(164) (0.00)
Written Call Astellas Pharmaceutical 1900 14/05/2021	JPY	(45,810)	(175) (0.00)
Written Call KDDI 3000 14/05/2021	JPY	(30,852)	(207) (0.00)
Written Call Amgen 270 21/05/2021	USD	(5)	(231) (0.00)
Written Call Colgate-Palmolive 92.5 21/05/2021	USD	(47)	(234) (0.00)
Written Call Enel 9.5 21/05/2021	EUR	(146,779)	(238) (0.00)
Written Call Intel 72.5 21/05/2021	USD	(243)	(243) (0.00)
Written Call KDDI 3600 14/05/2021	JPY	(37,396)	(251) (0.00)
Written Call Texas Instruments 210 18/06/2021	USD	(7)	(255) (0.00)
Written Call Texas Instruments 220 16/07/2021	USD	(9)	(327) (0.00)
Written Call Verizon Commun (US) 21/05/2021	USD	(24)	(340) (0.00)
Written Call Bridgestone 4800 14/05/2021	JPY	(24,307)	(345) (0.00)
Written Call Kimberly Clark 150 18/06/2021	USD	(19)	(374) (0.00)
Written Call Intel 75 21/05/2021	USD	(374)	(374) (0.00)
Written Call Kimberly Clark 140 21/05/2021	USD	(21)	(411) (0.00)
Written Call Progressive-Ohio 110 21/05/2021	USD	(37)	(447) (0.00)
Written Call Bridgestone 4800 14/05/2021	JPY	(25,242)	(469) (0.00)
Written Call Klia-Tencor 370 21/05/2021	USD	(5)	(479) (0.00)
Written Call Novartis Regd 85 21/05/2021	CHF	(20,568)	(512) (0.00)
Written Call Roche Hldgs Genusss 340 21/05/2021	CHF	(43)	(545) (0.00)
Written Call Klia-Tencor 380 18/06/2021	USD	(3)	(597) (0.00)
Written Call Astellas Pharmaceutical 1900 11/06/2021	JPY	(45,005)	(705) (0.00)
Written Call Klia-Tencor 390 16/07/2021	USD	(5)	(783) (0.00)
Written Call Amgen 270 21/05/2021	USD	(5)	(785) (0.00)
Written Call Verizon Commun (US) 42.5 18/06/2021	USD	(75)	(823) (0.00)
Written Call Intel 80 18/06/2021	USD	(357)	(841) (0.00)
Written Call Edison International 65 16/07/2021	USD	(37)	(841) (0.00)
Written Call Astellas Pharmaceutical 1950 11/06/2021	JPY	(45,263)	(861) (0.00)
Written Call Pfizer 40.5 21/05/2021	EUR	(45)	(942) (0.00)
Written Call Amgen 265 18/06/2021	USD	(13)	(955) (0.00)
Written Call Klia-Tencor 350 21/05/2021	USD	(9)	(958) (0.00)
Written Call Procter & Gamble 150 16/07/2021	USD	(28)	(968) (0.00)
Written Call Kimberly Clark 145 21/05/2021	USD	(7)	(1021) (0.00)
Written Call Novartis Regd 83 21/05/2021	CHF	(18,698)	(1,127) (0.00)
Written Call Amgen 275 16/07/2021	USD	(14)	(1,136) (0.00)
Written Call Amgen 260 21/05/2021	USD	(42)	(1,136) (0.00)
Written Call Munich Reins (Reg) 300 18/06/2021	EUR	(1,360)	(1,360) (0.00)
Written Call KDDI 3700 11/06/2021	JPY	(36,461)	(1,431) (0.00)
Written Call KDDI 3700 11/06/2021	JPY	(36,461)	(1,493) (0.00)
Written Call Texas Instruments 200 21/05/2021	USD	(60)	(1,496) (0.00)
Written Call Amgen 270 18/06/2021	USD	(30)	(1,496) (0.00)
Written Call Sandvik 242.79 21/05/2021	SEK	(617)	(1,512) (0.00)

Written Call Intel 75 18/06/2021	USD	(303)	(1,515) (0.00)
Written Call Kimberly Clark 145 18/06/2021	USD	(67)	(1,540) (0.00)
Written Call CME Group 210 21/05/2021	USD	(11)	(1,566) (0.00)
Written Call Colgate-Palmolive 82.5 18/06/2021	USD	(12)	(1,580) (0.00)
Written Call Klia-Tencor 370 16/07/2021	USD	(5)	(1,671) (0.00)
Written Call Unilever 4800 21/05/2021	GBP	(28)	(1,747) (0.00)
Written Call Bridgestone 5000 11/06/2021	JPY	(26,177)	(1,795) (0.00)
Written Call Klia-Tencor 390 16/07/2021	USD	(16)	(1,867) (0.00)
Written Call Sandvik 232.88 21/05/2021	SEK	(608)	(1,925) (0.00)
Written Call CME Group 230 18/06/2021	USD	(34)	(2,097) (0.00)
Written Call Munich Reins (Reg) 265 21/05/2021	EUR	(55)	(2,223) (0.00)
Written Call Reik 23.4 21/05/2021	CHF	(61,703)	(2,405) (0.00)
Written Call Pfizer 45 16/07/2021	USD	(90)	(2,244) (0.00)
Written Call Munich Reins (Reg) 280 18/06/2021	EUR	(56)	(2,295) (0.00)
Written Call Klia-Tencor 360 21/05/2021	USD	(38)	(2,396) (0.00)
Written Call Procter & Gamble 140 18/06/2021	CHF	(15,893)	(2,438) (0.00)
Written Call Pfizer 40 16/07/2021	USD	(53)	(2,454) (0.00)
Written Call CME Group 210 21/05/2021	USD	(26)	(2,618) (0.00)
Written Call Texas Instruments 195 21/05/2021	USD	(56)	(2,695) (0.00)
Written Call Roche Hldgs Genusss 330 18/06/2021	CHF	(49)	(2,873) (0.00)
Written Call Procter & Gamble 140 21/05/2021	USD	(124)	(3,155) (0.00)
Written Call Klia-Tencor 380 16/07/2021	USD	(14)	(3,225) (0.00)
Written Call Deutsche Boerse 152 21/05/2021	EUR	(75)	(3,239) (0.00)
Written Call Sampo 41.5 16/07/2021	EUR	(93)	(3,318) (0.00)
Written Call Munich Reins (Reg) 260 21/05/2021	EUR	(53)	(3,318) (0.00)
Written Call Taiwan Semi. Manu. 650 19/05/2021	TWD	(95,360)	(3,338) (0.00)
Written Call Sandvik 257.65 18/06/2021	SEK	(1,234)	(3,392) (0.00)
Written Call Bridgestone 4900 11/06/2021	JPY	(27,112)	(3,449) (0.00)
Written Call Verizon Commun (US) 46 18/06/2021	USD	(87)	(3,478) (0.00)
Written Call Sandvik 257.65 16/07/2021	SEK	(617)	(3,503) (0.00)
Written Call Intel 75 16/07/2021	USD	(441)	(3,530) (0.00)
Written Call Enel 9 21/05/2021	EUR	(146,779)	(3,806) (0.00)
Written Call Zurich Insurance 210 21/05/2021	CHF	(87)	(3,876) (0.00)
Written Call Bridgestone 5100 09/07/2021	JPY	(26,177)	(4,097) (0.00)
Written Call Klia-Tencor 400 18/06/2021	USD	(25)	(4,102) (0.00)
Written Call Munich Reins (Reg) 280 16/07/2021	EUR	(60)	(4,103) (0.00)
Written Call Novartis Regd 84 18/06/2021	CHF	(20,568)	(4,169) (0.00)
Written Call Sampo 40.5 21/05/2021	EUR	(93)	(4,274) (0.00)
Written Call Amgen 280 16/07/2021	USD	(61)	(4,375) (0.00)
Written Call Endesa 23 21/05/2021	EUR	(31,787)	(4,398) (0.00)
Written Call Kimberly Clark 145 16/07/2021	USD	(79)	(4,712) (0.00)
Written Call Texas Instruments 210 16/07/2021	USD	(64)	(4,768) (0.00)
Written Call Kimberly Clark 150 16/07/2021	USD	(164)	(4,908) (0.00)
Written Call Novartis Regd 86 16/07/2021	CHF	(14,958)	(5,086) (0.00)
Written Call Amgen 280 16/07/2021	USD	(49)	(5,105) (0.00)
Written Call Colgate-Palmolive 87.5 20/08/2021	USD	(62)	(5,306) (0.00)
Written Call National Grid 900 21/05/2021	GBP	(111)	(5,580) (0.00)
Written Call Schneider Electric (FR) 140 21/05/2021	EUR	(252)	(5,770) (0.00)
Written Call Schneider Electric (FR) 140 18/06/2021	EUR	(56)	(5,871) (0.00)
Written Call Legrand 84 21/05/2021	EUR	(102)	(5,901) (0.00)
Written Call UPM-Kymmene 34 18/06/2021	EUR	(290)	(5,928) (0.00)
Written Call Deutsche Boerse 152 18/06/2021	EUR	(100)	(6,138) (0.00)
Written Call Pfizer 38 18/06/2021	USD	(48)	(6,151) (0.00)
Written Call Allianz 230 16/07/2021	EUR	(42)	(6,276) (0.00)
Written Call Procter & Gamble 145 16/07/2021	USD	(105)	(6,283) (0.00)
Written Call Cisco Systems 57.5 16/07/2021	USD	(187)	(6,357) (0.00)
Written Call Procter & Gamble 140 20/08/2021	USD	(28)	(6,367) (0.00)
Written Call Colgate-Palmolive 80 21/05/2021	USD	(35)	(6,399) (0.00)
Written Call Enel 9 18/06/2021	EUR	(161,738)	(6,616) (0.00)
Written Call Progressive-Ohio 105 20/08/2021	USD	(22)	(6,666) (0.00)
Written Call Allianz 225 18/06/2021	EUR	(50)	(6,677) (0.00)
Written Call Enel 9 2 18/06/2021	EUR	(143,040)	(6,828) (0.00)
Written Call Ferraroli 24 21/05/2021	EUR	(24,307)	(7,165) (0.00)
Written Call Ferraroli 25 16/07/2021	EUR	(190)	(7,192) (0.00)
Written Call CME Group 220 18/06/2021	USD	(91)	(7,255) (0.00)
Written Call UPM-Kymmene 34.5 21/05/2021	EUR	(454)	(7,380) (0.00)
Written Call CME Group 220 21/05/2021	USD	(82)	(7,651) (0.00)
Written Call Akzo Nobel 108 16/07/2021	EUR	(63)	(7,915) (0.00)
Written Call Taiwan Semi. Manu. 675 16/06/2021	TWD	(95,360)	(8,221) (0.00)
Written Call Ferraroli 25 18/06/2021	EUR	(40,201)	(8,464) (0.00)
Written Call Deutsche Boerse 150 21/05/2021	EUR	(123)	(8,760) (0.00)
Written Call Roche Hldgs Genusss 325 16/07/2021	CHF	(43)	(8,863) (0.00)
Written Call Legrand 84 18/06/2021	EUR	(85)	(9,314) (0.00)
Written Call Endesa 23 16/07/2021	EUR	(31,787)	(9,361) (0.00)
Written Call Legrand 82 21/05/2021	EUR	(73)	(9,685) (0.00)
Written Call Sandvik 242.79 16/07/2021	SEK	(608)	(9,687) (0.00)
Written Call Progressive-Ohio 110 20/08/2021	USD	(71)	(9,770) (0.00)
Written Call Sampo 40.5 18/06/2021	EUR	(201)	(10,056) (0.00)
Written Call Iberdrola 12 18/06/2021	EUR	(112,288)	(10,123) (0.00)
Written Call Iberdrola 12.25 16/07/2021	EUR	(111,253)	(10,190) (0.00)
Written Call Blackrock 840 16/07/2021	USD	(6)	(10,331) (0.00)
Written Call UPM-Kymmene 35 18/06/2021	EUR	(290)	(10,635) (0.00)
Written Call Pfizer 42 16/07/2021	USD	(314)	(10,680) (0.00)
Written Call Zurich Insurance 400 18/06/2021	CHF	(31)	(11,069) (0.00)
Written Call Tesco 240 18/06/2021	GBP	(345,913)	(11,376) (0.00)
Written Call Zurich Insurance 410 18/06/2021	CHF	(47)	(11,471) (0.00)
Written Call Tesco 240 21/05/2021	GBP	(355,262)	(11,677) (0.00)
Written Call Zurich Insurance 410 16/07/2021	CHF	(82)	(11,897) (0.00)
Written Call Tesco 245 18/06/2021	GBP	(355,262)	(12,291) (0.00)
Written Call Tesco 245 16/07/2021	GBP	(355,262)	(12,291) (0.00)
Written Call Deutsche Boerse 156 16/07/2021	EUR	(121)	(12,406) (0.00)
Written Call Legrand 88 16/07/2021	EUR	(215)	(12,627) (0.00)
Written Call Akzo Nobel 105 16/07/2021	EUR	(65)	(12,631) (0.00)
Written Call Munich Reins (Reg) 265 14/07/2021	EUR	(60)	(12,967) (0.00)
Written Call Deutsche Boerse 154 16/07/2021	EUR	(97)	(13,160) (0.00)
Written Call Allianz 220 18/06/2021	EUR	(50)	(13,413) (0.00)
Written Call Enel 9 2 16/07/2021	EUR	(141,710)	(13,604) (0.00)
Written Call Allianz 225 16/07/2021	EUR	(59)	(13,818) (0.00)
Written Call Texas Instruments 200 18/06/2021	USD	(126)	(13,883) (0.00)

	通貨	契約数	時価 (米ドル)	純資産 比率(%)
Written Call Colgate-Palmolive 85 20/08/2021	USD	(106)	(13,945)	(0.00)
Written Call Procter & Gamble 140 18/06/2021	USD	(154)	(14,346)	(0.00)
Written Call Wolters Kluwer 82 16/07/2021	EUR	(215)	(14,435)	(0.00)
Written Call Wolters Kluwer 78 21/05/2021	EUR	(187)	(14,622)	(0.00)
Written Call Enel 9 16/07/2021	EUR	(169,217)	(14,658)	(0.00)
Written Call Sanofi 87 21/05/2021	EUR	(142)	(14,798)	(0.00)
Written Call Iberdrola 12 16/07/2021	EUR	(110,518)	(15,151)	(0.00)
Written Call Blackrock 820 16/07/2021	USD	(8)	(15,242)	(0.00)
Written Call Blackrock 880 16/07/2021	USD	(14)	(15,286)	(0.00)
Written Call Pfizer 38 21/05/2021	USD	(152)	(15,544)	(0.00)
Written Call Taiwan Semi. Menu. 690 21/07/2021	TWD	(104,709)	(16,650)	(0.00)
Written Call Unilever 4400 16/07/2021	GBP	(28)	(16,493)	(0.00)
Written Call Cisco Systems 52.5 18/06/2021	USD	(159)	(17,006)	(0.00)
Written Call Cisco Systems 52.5 21/05/2021	USD	(252)	(17,165)	(0.00)
Written Call UPM-Kymmene 35 16/07/2021	EUR	(271)	(17,288)	(0.00)
Written Call CME Group 220 16/07/2021	USD	(118)	(18,259)	(0.00)
Written Call Ferrovial 24 16/07/2021	EUR	(234)	(18,418)	(0.00)
Written Call Deutsche Boerse 148 18/06/2021	EUR	(98)	(18,601)	(0.00)
Written Call Legrand 82 18/06/2021	EUR	(96)	(18,884)	(0.00)
Written Call Relx 23.4 16/07/2021	EUR	(64,508)	(19,010)	(0.00)
Written Call Taiwan Semi. Menu. 450 16/06/2021	TWD	(104,709)	(19,349)	(0.00)
Written Call Pfizer 40 18/06/2021	USD	(381)	(19,835)	(0.00)
Written Call UPM-Kymmene 35.5 16/07/2021	EUR	(397)	(19,838)	(0.00)
Written Call Iberdrola 11.5 21/05/2021	EUR	(138,365)	(19,976)	(0.00)
Written Call National Grid 950 16/07/2021	GBP	(207)	(20,176)	(0.00)
Written Call Iberdrola 11.75 18/06/2021	EUR	(113,123)	(20,879)	(0.00)
Written Call Sanofi 88 16/07/2021	EUR	(144)	(21,652)	(0.00)
Written Call Akzo Nobel 108 20/08/2021	EUR	(112)	(21,791)	(0.00)
Written Call Schneider Electric (FR) 1444 16/07/2021	EUR	(229)	(22,666)	(0.00)
Written Call Progressive-Ohio 105 18/06/2021	USD	(171)	(23,952)	(0.00)
Written Call Sanofi 89 16/07/2021	EUR	(178)	(24,035)	(0.00)
Written Call Blackrock 770 21/05/2021	USD	(5)	(24,191)	(0.00)
Written Call Sanofi 87 18/06/2021	EUR	(148)	(24,495)	(0.00)
Written Call Relx 23 16/07/2021	EUR	(62,638)	(25,053)	(0.00)
Written Call National Grid 900 21/05/2021	GBP	(91)	(25,723)	(0.00)
Written Call Endesa 24 18/06/2021	EUR	(37,396)	(26,320)	(0.00)
Written Call National Grid 920 18/06/2021	GBP	(180)	(26,728)	(0.00)
Written Call Allianz 215 21/05/2021	EUR	(48)	(27,334)	(0.00)
Written Call Unilever 4400 20/08/2021	GBP	(30)	(27,734)	(0.00)
Written Call Progressive-Ohio 97.5 21/05/2021	USD	(62)	(27,767)	(0.00)
Written Call Unilever 4300 16/07/2021	GBP	(28)	(28,117)	(0.00)
Written Call Sanofi 86 18/06/2021	EUR	(133)	(28,590)	(0.00)
Written Call Unilever 4200 21/05/2021	GBP	(28)	(30,949)	(0.00)
Written Call Blackrock 800 21/05/2021	USD	(11)	(31,076)	(0.00)
Written Call Wolters Kluwer 76 21/05/2021	EUR	(206)	(32,911)	(0.00)
Written Call Relx 22 18/06/2021	EUR	(60,769)	(33,631)	(0.00)
Written Call Blackrock 860 16/07/2021	USD	(20)	(34,161)	(0.00)
Written Call Cisco Systems 55 18/06/2021	USD	(767)	(34,498)	(0.00)
Written Call Iberdrola 11.5 21/05/2021	EUR	(113,123)	(34,705)	(0.00)
Written Call Cisco Systems 55 16/07/2021	USD	(527)	(34,801)	(0.00)
Written Call Relx 22 18/06/2021	EUR	(65,443)	(36,218)	(0.00)
Written Call Wolters Kluwer 78 16/07/2021	EUR	(206)	(37,365)	(0.00)
Written Call Schneider Electric (FR) 136 18/06/2021	EUR	(187)	(38,792)	(0.00)
Written Call Akzo Nobel 100 18/06/2021	EUR	(126)	(42,517)	(0.00)
Written Call Relx 21.4 21/05/2021	EUR	(62,638)	(43,072)	(0.00)
Written Call Unilever 4300 18/06/2021	GBP	(64)	(44,754)	(0.00)
Written Call Progressive-Ohio 100 21/05/2021	USD	(158)	(45,029)	(0.00)
Written Call Allianz 210 21/05/2021	EUR	(48)	(48,186)	(0.00)
Written Call Blackrock 790 21/05/2021	USD	(15)	(53,401)	(0.00)
Written Call Wolters Kluwer 75 18/06/2021	EUR	(224)	(64,517)	(0.00)
Written Call Sanofi 82 21/05/2021	EUR	(108)	(68,167)	(0.00)
Written Call Wolters Kluwer 74 18/06/2021	EUR	(191)	(69,295)	(0.00)
Written Call Blackrock 780 18/06/2021	USD	(21)	(103,045)	(0.00)
Written Call Blackrock 780 21/05/2021	USD	(25)	(108,163)	(0.00)
Written Call Cisco Systems 50 21/05/2021	USD	(645)	(115,470)	(0.00)
Written Call Blackrock 800 18/06/2021	USD	(35)	(117,610)	(0.00)
			(2,820,004)	(0.03)

通貨	契約額等	未実現(損)益 (米ドル)	純資産 比率(%)
----	------	------------------	--------------

インフレーション スワップ

Receive fixed 1.975% pay float. (US CPI) 15/10/2030	USD	986,459	(66,710)	(0.00)
Receive fixed 1.754% pay float. (US CPI) 03/08/2030	USD	1,866,274	(185,370)	(0.00)
Receive fixed 1.778% pay float. (US CPI) 27/07/2030	USD	2,666,106	(249,915)	(0.00)
			(501,995)	(0.00)

純資産
比率(%)

Total Return Swaps

Pay iBoxx USD Liquid LL receive 3m USD LIBOR 20/06/2021	USD	11,771,044	(117,873)	(0.00)
Receive iBoxx USD Liquid IG pay 3m USD LIBOR 20/06/2021	USD	7,521,239	(215,619)	(0.00)
			(333,492)	(0.00)

その他資産 (負債控除後)

645,460,706 6.23

Net Assets **10,366,152,655** **100.00**

<補足情報>

フィデリティ・ファンズーUSドル・キャッシュ・ファンドの運用状況

■当ファンドの仕組みは次の通りです。

設定形態	ルクセンブルグ籍証券投資法人／米ドル建て
投資目的	主として米ドル建ての債券等に投資を行います。
決算日	4月30日

運用および純資産変動計算書

2021年4月30日に終了した年度

通貨	米ドル
投資収益	
受取配当金および受取利息	5,786,158
スワップ取引に係る受取利息	—
デリバティブ収益	—
雑益	—
純利益	5,786,158
費用	
運用報酬	6,236,242
管理費	2,785,375
国税	181,863
保管費用	160,937
販売手数料	—
成功報酬	—
その他費用	293,925
費用合計	9,658,342
スワップ取引に係る支払利息	—
デリバティブ費用	—
差金決済取引に係る財務費用	—
選付ブローカー費用	—
管理費用の払戻	—
払戻費用	—
費用選付	—
総費用	9,658,342
純投資収益(損失)	(3,872,184)
有価証券に係る実現純(損)益	2,700,323
外貨取引に係る実現純(損)益	(3,558)
差金決済取引に係る実現純(損)益	—
外国為替予約取引に係る実現純(損)益	—
オプション取引に係る実現純(損)益	—
先物取引に係る実現純(損)益	—
スワップ取引に係る実現純(損)益	—
有価証券に係る未実現評価(損)益の変動額	(3,927,249)
外貨取引に係る未実現評価(損)益の変動額	(6)
差金決済取引に係る未実現評価(損)益の変動額	—
外国為替予約取引に係る未実現評価(損)益の変動額	—
オプション取引に係る未実現評価(損)益の変動額	—
先物取引に係る未実現評価(損)益の変動額	—
スワップ取引に係る未実現評価(損)益の変動額	—
運用実績	(5,102,674)
受益者への分配金	(6,641,044)
設定解約	
当期設定額	612,911,502
当期解約額	(876,853,755)
調整勘定	456,184
設定解約に伴う増加(減少)額	(263,486,069)
純増加(減少)	(275,229,787)
純資産額	
期首	1,806,861,671
期末	1,531,631,884

投資資産明細表 2021年4月30日現在

国コード	通貨	株数または 額面価額	時価 (米ドル)	純資産 比率(%)
短期金融商品				
TD Bank CD 0.10% 21/06/2021	GB	USD	46,975,804	46,969,224 3.07
Swedbank CP 0.25% 07/07/2021	SE	USD	37,580,644	37,572,482 2.45
National Aus. CD 0.12% 07/07/2021	GB	USD	37,580,644	37,572,482 2.45
Rabobank CD 0.15% 08/07/2021	NL	USD	37,580,644	37,569,843 2.45
Goldman Sachs Int. CD 0.19% 06/07/2021	GB	USD	37,580,644	37,567,290 2.45
KBC Bank CD 0.17% 04/08/2021	BE	USD	28,185,483	28,185,483 1.84
Expt Imp Bank CP 0.18% 10/05/2021	KR	USD	28,185,483	28,184,911 1.84
Mizuho HK CD 0.18% 11/05/2021	HK	USD	28,185,483	28,183,933 1.84
MUFG Bank CD 0.15% 07/07/2021	JP	USD	28,185,483	28,177,765 1.84
La Banque Postale CP 0.18% 04/08/2021	FR	USD	28,185,483	28,176,015 1.84
Agence Centrale CP 0.20% 12/07/2021	FR	USD	27,245,967	27,237,406 1.78
HSBC UK Bank CP 0.18% 22/07/2021	GB	USD	23,487,902	23,480,215 1.53
Expt Imp Bank CP 0.22% 28/07/2021	KR	USD	23,487,902	23,479,892 1.53
Korea Development Bank CD 0.20% 17/08/2021	KR	USD	23,487,902	23,473,688 1.53
Mitsubishi UFJ Trust & Bank. CD 0.14% 02/07/2021	JP	USD	23,018,144	23,012,546 1.50
Commonwealth Australia VCD 0.15% 17/11/2021	AU	USD	18,790,322	18,795,461 1.23
Cred CD 0.20% 12/07/2021	GB	USD	18,790,322	18,793,367 1.23
KBC Bank CD 0.20% 25/06/2021	BE	USD	18,790,322	18,792,221 1.23
SE Banken CD 0.26% 19/05/2021	SE	USD	18,790,322	18,792,096 1.23
Cred CD 0.17% 18/08/2021	GB	USD	18,790,322	18,791,754 1.23
KBC Bank CD 0.18% 14/07/2021	BE	USD	18,790,322	18,791,578 1.23
KBC Bank CD 0.21% 04/05/2021	BE	USD	18,790,322	18,790,528 1.23
SMBC Brussels CD 0.12% 04/05/2021	BE	USD	18,790,322	18,790,071 1.23
Sumi TrustBank CD 0.10% 18/05/2021	JP	USD	18,790,322	18,789,392 1.23
Landskreditbank CP 0.16% 23/03/2021	DE	USD	18,790,322	18,789,148 1.23
Korea Development Bank CD 0.13% 19/05/2021	KR	USD	18,790,322	18,789,033 1.23
Expt Imp Bank CP 0.25% 03/06/2021	KR	USD	18,790,322	18,788,956 1.23
BFCM Paris CP 0.17% 04/06/2021	FR	USD	18,790,322	18,788,735 1.23
Landskreditbank CP 0.18% 09/06/2021	DE	USD	18,790,322	18,788,580 1.23
Sumi Trust Bank CD 0.11% 10/06/2021	JP	USD	18,790,322	18,787,925 1.23
Sumi Trust Bank CD 0.13% 25/06/2021	JP	USD	18,790,322	18,786,523 1.23
Kfw (UGT) CP 0.185% 09/08/2021	DE	USD	18,790,322	18,785,104 1.23
Mizuho London CD 0.19% 23/06/2021	GB	USD	18,790,322	18,784,912 1.23
La Banque Postale CP 0.18% 27/07/2021	FR	USD	18,790,322	18,784,766 1.23
Agence Centrale CP 0.185% 13/07/2021	FR	USD	18,790,322	18,784,260 1.23
Kfw (UGT) CP 0.171% 07/09/2021	DE	USD	18,790,322	18,783,200 1.23
SE Banken CP 0.185% 17/09/2021	SE	USD	18,790,322	18,778,199 1.23
ANZ Banking Group CP 0.16% 01/10/2021	AU	USD	18,790,322	18,777,630 1.23
Finland CP 0.17% 14/09/2021	FI	USD	18,790,322	18,776,520 1.23
TD Bank London Branch CD 0.17% 22/10/2021	GB	USD	18,790,322	18,775,263 1.23
Goldman Sachs Int. CD 0.27% 24/08/2021	GB	USD	18,790,322	18,774,351 1.23
Sumi Trust Bank CD 0.16% 19/07/2021	JP	USD	15,032,257	15,026,915 0.98
Cred CD 0.18% 27/10/2021	GB	USD	14,092,741	14,093,657 0.92
Alliander CP 0.13% 20/05/2021	NL	USD	14,092,741	14,092,170 0.92
Mitsubishi UFJ Trust & Bank. CD 0.14% 02/07/2021	JP	USD	14,092,741	14,089,314 0.92
Korea Development Bank CP 0.19% 16/08/2021	KR	USD	14,092,741	14,084,291 0.92
Goldman Sachs CD 0.32% 07/05/2021	GB	USD	9,395,161	9,395,544 0.61
Mizuho London CD 0.18% 01/06/2021	GB	USD	9,395,161	9,395,650 0.61
Mizuho HK CD 0.20% 02/07/2021	HK	USD	9,395,161	9,391,923 0.61
Nordea Bank CD 0.14% 23/08/2021	FI	USD	9,395,161	9,391,021 0.61
Agence Centrale CP 0.21% 03/08/2021	FR	USD	9,395,161	9,390,700 0.61
Swedbank CP 0.18% 21/10/2021	SE	USD	9,395,161	9,387,674 0.61
Tsry Victoria CP 0.17% 19/10/2021	AU	USD	9,395,161	9,386,998 0.61
Swedbank CP 0.18% 21/10/2021	SE	USD	9,395,161	9,379,973 0.61
			1,093,796,176	71.41
その他				
			(3)	(0.00)
投資資産合計 (取得価額 USD 1,093,362,769)			1,093,796,173	71.41
銀行預金				
DZ Bank TD 0.08% 04/05/2021	DE	USD	140,951,843	140,951,843 9.20
Bnp Paribas TD 0.04% 04/05/2021	FR	USD	134,635,823	134,635,823 8.79
Credit CIB London TD 0.05% 04/05/2021	GB	USD	98,649,189	98,649,189 6.44
KBC Bank TD 0.08% 04/05/2021	BE	USD	75,161,287	75,161,287 4.91
Bred Banque TD 0.09% 04/05/2021	FR	USD	15,971,774	15,971,774 1.04
			465,369,916	30.38
投資資産合計 (含む銀行預金)			1,559,166,089	101.80
その他資産 (負債控除後)				
			(27,554,205)	(1.80)
Net Assets			1,531,631,884	100.00