

受益者のみなさまへ

毎々、格別のお引き立てにあずかり、厚くお礼申し上げます。
さて、「フィデリティ・コア・インカム・ファンド(資産成長型)為替ヘッジなし」は、第8期の決算を行いました。当ファンドは、投資信託証券への投資を通じて、世界(日本を含む)の債券(ハイ・イールド債券、投資適格債券、エマージング・マーケット債券を含む)、世界(日本を含む)の高配当株式を主要な投資対象とし、安定的な配当等収益の確保と投資信託財産の成長を図ることを目的として運用を行いました。ここに、運用状況をご報告申し上げます。
今後とも一層のご愛顧を賜りますよう、お願い申し上げます。

運用報告書
(全体版)

第8期(決算日 2023年4月20日)
計算期間(2022年4月21日～2023年4月20日)

■当ファンドの仕組みは次の通りです。


商品分類	追加型投信／海外／資産複合
信託期間	原則無期限です。
運用方針	<ul style="list-style-type: none">●投資信託証券への投資を通じて、世界(日本を含む)の債券(ハイ・イールド債券、投資適格債券、エマージング・マーケット債券を含む)、世界(日本を含む)の高配当株式を主要な投資対象とし、安定的な配当等収益の確保と投資信託財産の成長を図ることを目的として運用を行います。●資産クラスの選択・配分は、マクロ分析、テクニカル分析等による経済環境の判断に基づき機動的に行うことを目指します。個々の資産クラスの運用は世界の主要拠点のアナリストによる企業調査結果を活かし、ポートフォリオ・マネージャーによる「ボトム・アップ・アプローチ」を重視した運用を行います。
主要運用対象	主として、「フィデリティ・ファンズ・グローバル・マルチ・アセット・インカム・ファンド(ルクセンブルグ籍証券投資法人)」および「フィデリティ・ファンズ・サステナブル・USDル・キャッシュ・ファンド(ルクセンブルグ籍証券投資法人)」に投資を行います。なお、短期金融商品に直接投資を行う場合があります。
組入制限	投資信託証券および短期金融商品(短期運用の有価証券を含みます。)以外への直接投資は行いません。 外貨建資産への投資割合には制限を設けません。
分配方針	毎決算時(原則4月20日。同日が休業日の場合は翌営業日。)、原則として以下の収益分配方針に基づき分配を行います。 <ul style="list-style-type: none">●分配対象額の範囲は、繰越分を含めた利子・配当等収益と売買益(評価益を含みます。)等の全額とします。●収益分配金額は、委託会社が基準価額水準、市況動向等を勘案して決定します。ただし、必ず分配を行うものではありません。●留保益の運用については特に制限を設けず、委託会社の判断に基づき、元本部分と同一の運用を行います。

フィデリティ・コア・インカム・ファンド
(資産成長型) 為替ヘッジなし

愛称: 素晴らしき人生のロードマップ

〈お問合せ先〉

フィデリティ投信株式会社 カスタマー・コミュニケーション部
東京都港区六本木七丁目7番7号 TRI-SEVEN ROPPONGI

 0120-00-8051 (無料)

受付時間: 営業日の午前9時～午後5時

 <https://www.fidelity.co.jp/>

お客様の口座内容などに関するご照会は、お申し込みされた販売会社にお尋ねください。

フィデリティ投信株式会社



■最近5期の運用実績

決算期	基準価額			投 受 組	資 益 入	信 証 比	託 券 率	投 組	資 入	証 比	券 率	純 資	産 額
	(分配落)	税 分 配	込 金										
4期(2019年4月22日)	円 10,713	円 0	% 8.2		% —		% 98.9					百万円 1,083	
5期(2020年4月20日)	9,784	0	△8.7		—		99.3					964	
6期(2021年4月20日)	11,440	0	16.9		—		99.1					818	
7期(2022年4月20日)	12,616	0	10.3		—		99.2					704	
8期(2023年4月20日)	12,354	0	△2.1		—		99.4					586	

(注) 当ファンドの運用方針に対し、適切に比較できる指数がないためベンチマークは設定しておりません。

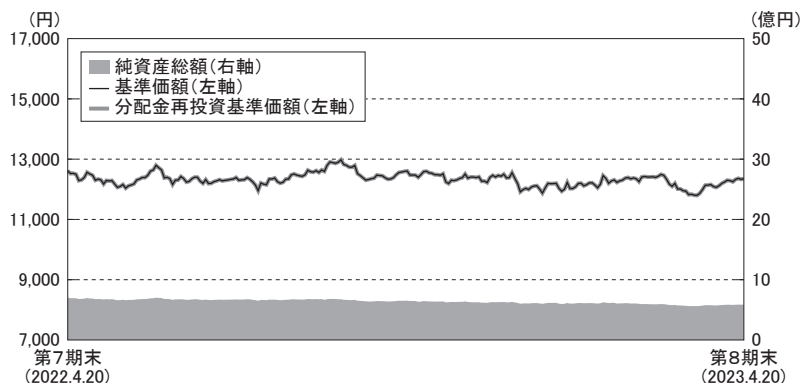
■当期中の基準価額等の推移

年 月 日	基 準	価 額		投 受 組	資 益 入	信 証 比	託 券 率	投 組	資 入	証 比	券 率
		騰	落 率								
(期 首) 2022年4月20日	円 12,616		% —				% —				% 99.2
4月末	12,390		△1.8				—				98.9
5月末	12,309		△2.4				—				98.9
6月末	12,400		△1.7				—				99.6
7月末	12,248		△2.9				—				99.6
8月末	12,569		△0.4				—				99.5
9月末	12,324		△2.3				—				99.9
10月末	12,588		△0.2				—				98.6
11月末	12,414		△1.6				—				99.1
12月末	12,007		△4.8				—				98.9
2023年1月末	12,216		△3.2				—				99.8
2月末	12,423		△1.5				—				99.2
3月末	12,134		△3.8				—				100.0
(期 末) 2023年4月20日	12,354		△2.1				—				99.4

(注) 騰落率は期首比です。

■ 運用経過の説明

● 基準価額等の推移



第 8 期 首: 12,616円

第 8 期 末: 12,354円 (既払分配金0円)

騰 落 率: -2.1% (分配金再投資ベース)

(注) 分配金再投資基準価額は、2022年4月20日の値をファンドの基準価額と同一になるように指数化しています。

- * 分配金再投資基準価額は、税引前の分配金を分配時に再投資したものとみなして計算したもので、ファンド運用の実質的なパフォーマンスを示すものです。
- * 分配金を再投資するかどうかについてはお客様がご利用のコースにより異なります。また、ファンドの購入価額により課税条件も異なります。従って、お客様の損益の状況を示すものではありません。

※当ファンドは、運用方針に対し、適切に比較できる指数がないためベンチマーク及び参考指数は設定しておりません。

● 基準価額の主な変動要因

当期の当ファンドの騰落率は、-2.1%でした。

<プラス要因>

- ・ バンク・ローン及び現地通貨建て新興国債券が堅調に推移したこと。
- ・ 円に対してユーロ、米ドルが上昇したこと。

<マイナス要因>

- ・ 不動産株、世界の投資適格債券、インフラ関連資産が低迷したこと。

●投資環境

【安定利回り資産】

当期の世界の投資適格債券市場は、唯一上昇したアジアを除いて、下落して期を終えました。ユーロ圏及び英国では、国債利回りが上昇した他、投資適格債券のスプレッドが拡大しました。各国中央銀行の利上げによる金融引き締めを背景に、債券市場は2022年の大半を通じて下落する格好となりましたが、2022年年末から2023年年初にかけては、インフレ圧力に緩和の兆しが見られたことや投資家のリスクセンチメントが改善したことなどから、その下落分を若干取り戻しました。その後、インフレのピークアウトによって過熱感もない一方、冷え込みもしない「適温経済」のシナリオの下で、利回りは1月に一時低下しましたが、2月に入ると、主要中央銀行がタカ派的な姿勢を維持したため、市場は再び下落しました。3月には、米国のシリコンバレー銀行の経営破綻をきっかけに金融引き締めペースが鈍化するのではないかと観測が浮上する中、各国国債が上昇し、下落分を一部取り戻しました。全般的に、インフレ高進やそれに対応する中央銀行の継続的な利上げが市場を支配する展開となり、国債利回りは高水準で推移しました。

【高利回り資産】

当期は、インフレ率の上昇や各国中央銀行が前例のないペースで金融引き締めを行ったことに加え、世界経済の減速懸念が強まったことを受けて金融市場全体のボラティリティが高まり、ハイ・イールド債券及び新興国債券市場は下落しました。とりわけ、期前半はロシアのウクライナ侵攻やその影響による欧州のエネルギー危機などが世界経済の更なる下押し圧力となりました。2022年年末にかけては、インフレ率の鈍化や景気減速が見込まれれば、各国中央銀行が金融引き締めペースを緩めるのではないかと観測が広がり、市場は回復基調となりました。しかし、その後2023年2月には、米国の堅調な経済指標や予想を上回る物価上昇率が示されたことから、中央銀行が利上げを継続するとの見方が強まり、投資家心理を冷やしました。また3月に入ると、米国のシリコンバレー銀行の経営破綻をきっかけに、信用不安が銀行システム全体に波及するのではないかと懸念が広がり、市場は更に下落しました。また、中央銀行の金融政策の方向性や金融システムの健全性に対する悲観的な見方が広がりましたが、主要中央銀行が迅速に対応したことなどから、市場は落ち着きを取り戻しました。

【成長資産】

当期の世界の株式市場は、下落して期を終えました。期前半は、インフレ抑制に向けて主要中央銀行が積極的に金融引き締めを行ったことや、世界経済の減速懸念が強まったことなどから下落しました。また、ロシアのウクライナへの侵攻により地政学的な不確実性が高まった他、それに伴う欧州のエネルギー危機なども市場の下押し圧力となりました。2022年年末にかけては、インフレ率の鈍化や景気減速が見込まれれば、各国中央銀行が金融引き締めペースを緩めるのではないかと観測が広がったことから、市場は回復基調で推移し、下落分を取り戻す形となりました。一方で、インフレ目標を上回る水準の物価上昇が続いたことなどから、主要中央銀行がタカ派的な姿勢を維持したため、市場のボラティリティは上昇しました。期終盤の3月に入ると、米国のシリコンバレー銀行の経営破綻をきっかけに銀行セクターの混乱が生じ、主要中央銀行の迅速な対応にも関わらず、金融システムの健全性に対する懸念が広がりました。このような状況の下、米国、新興国、太平洋地域（除く日本）が最も下落しました。一方、堅調な経済活動を受けて欧州（除く英国）は期後半に反発し、上昇して期を終えました。業種別では、コミュニケーション・サービス、一般消費財・サービス、素材が最も下落しました。

●ポートフォリオ

当ファンドは、投資信託証券への投資を通じて、実質的に世界（日本を含む）の債券（ハイ・イールド債券、投資適格債券、エマージング・マーケット債券を含む）、世界（日本を含む）の高配当株式（配当利回りが市場全体より相対的に高い株式）へ投資を行い、安定的な配当等収益の確保と投資信託財産の成長を図ることを目的に運用を行いました。不動産投資信託（リート）、上場インフラストラクチャー・ファンド、バンク・ローン等のインカム資産に投資を行う場合もあり、資産クラスの選定や配分は機動的に行います。

●ベンチマークとの差異

当ファンドは、運用方針に対し、適切に比較できる指数がないためベンチマーク及び参考指数は設定しておりません。

■分配金

当期の分配金は、長期的な投資信託財産の成長を追求する観点から無分配とさせていただきます。また、収益分配に充てなかった利益につきましては投資信託財産中に留保し、運用の基本方針に基づいて運用します。

●分配原資の内訳

(単位:円、1万口当たり・税引前)

項目	第8期
	2022年4月21日～2023年4月20日
当期分配金	0
(対基準価額比率)	－%
当期の収益	－
当期の収益以外	－
翌期繰越分配対象額	2,719

*「当期の収益」および「当期の収益以外」は円未満切捨てのため、合計額が「当期分配金」と一致しない場合があります。

* 当期分配金の「対基準価額比率」は当期分配金(税引前)の期末基準価額(分配金込み)に対する比率であり、ファンドの収益率とは異なります。

* 投資信託の計理上、「翌期繰越分配対象額」が当該決算期末日時点の基準価額を上回ることがありますが、実際には基準価額を超えて分配金が支払われることはありません。

■今後の運用方針

当ファンドは引き続き、3つの資産(安定利回り資産、高利回り資産、成長資産)への配分を機動的に調整することで、所定の投資目標の実現に向けた運用を行う方針です。

【安定利回り資産】

質の高い債券は現在の経済環境において一定のダウンサイド・プロテクションが得られると考えています。安定利回り資産はインカムゲインとキャピタルゲインの両方に資する可能性があることから、リスク資産の下落を相殺し得ると考え、同資産を選好しています。中国国債の相対的な魅力度が低下したことから、中国国債のポジションを解消した一方、米国国債の利回りが一定のレンジ内で推移していることから、米国国債への配分を引き上げました。

【高利回り資産】

先進国市場における大幅な金融引き締めが経済減速につながると見ており、とりわけ先進国市場のクレジット市場はそのリスクを十分に織り込んでいないと見ています。当運用では慎重姿勢を維持しつつ、投資機会を選別しています。新興国の実質・名目利回りが魅力的な水準にあることなどから、ハードカレンシー建て新興国債券の配分を引き下げ一方、現地通貨建て新興国債券の配分を高めました。現状保有しているアジアのハイ・イールド債券については、中国の不動産セクターの回復ぶりを背景に前向きな見方を維持しています。

また、3月のシリコンバレー銀行の経営破綻をきっかけに欧米の金融セクターが売られたものの、バリュエーションが魅力的な水準であることに加え、ボラティリティの上昇は一時的なものと見られることから、金融セクターの配分を高めました。この他、オルタナティブについては、魅力的な利回り水準で価格が上昇する可能性があることから、オルタナティブの配分を高めました。

【成長資産】

銀行セクターの混乱による金融市場のボラティリティの上昇がハードランディングのリスクを高めています。また、インフレとの戦いはまだ終息していない状況の中、銀行の信用不安が収まったとしても、企業の借入れコストの上昇や金融環境の引き締めといった形で経済全体に影響が及ぶと見ています。このため、想定外の下落に対するクッションの役割を果たす資産を選好しており、株式についてはより慎重な姿勢を維持しています。投資対象資産の世界株式、中国株式、英国株式、シンガポール株式の利益確定を通じて、株式全体の配分を引き下げた一方、割安な欧州及び日本の銀行株のポジションを新たに構築しました。引き続き株式の配分を機動的に行い、市場の調整局面を捉えてまいります。

今後も環境変化には留意しつつ、これまでと同様、景気動向に応じて3つの資産への配分を機動的に調整することで、リスクの低減を図りながら、相対的に高い利回りに着目した資産形成を目指してまいります。

■ 1万口（元本10,000円）当たりの費用明細

項目	第8期		項目の概要
	2022年4月21日～2023年4月20日		
	金額	比率	
(a)信託報酬	106円	0.857%	(a)信託報酬＝期中の平均基準価額×信託報酬率 期中の平均基準価額は12,329円です。
（投信会社）	(1)	(0.011)	委託した資金の運用の対価
（販売会社）	(102)	(0.825)	購入後の情報提供、交付運用報告書等各種書類の送付、口座内でのファンドの管理及び事務手続き等の対価
（受託会社）	(3)	(0.021)	運用財産の保管・管理、投信会社からの指図の実行の対価
(b)売買委託手数料	—	—	(b)売買委託手数料＝ $\frac{\text{期中の売買委託手数料}}{\text{期中の平均受益権口数}}$ 売買委託手数料は、有価証券等の売買の際、売買仲介人に支払う手数料
(c)有価証券取引税	—	—	(c)有価証券取引税＝ $\frac{\text{期中の有価証券取引税}}{\text{期中の平均受益権口数}}$ 有価証券取引税は、有価証券の取引の都度発生する取引に関する税金
(d)その他費用	13	0.102	(d)その他費用＝ $\frac{\text{期中のその他費用}}{\text{期中の平均受益権口数}}$
（保管費用）	(0)	(0.002)	保管費用は、有価証券等の保管及び資金の送金・資産の移転等のために、海外における保管銀行等に支払う費用。また、信託事務の諸費用等が含まれます。
（監査費用）	(2)	(0.013)	監査費用は、ファンドの監査人等に対する報酬及び費用
（その他）	(11)	(0.086)	その他には、法定書類等（有価証券届出書、目論見書、運用報告書等）の作成、印刷、提出等に係る費用や法律顧問、税務顧問に対する報酬及び費用等が含まれます。
合計	118	0.959	

(注1) 期中の費用（消費税のかかるものは消費税を含む）は、追加、解約によって受益権口数に変動があるため、簡便法により算出した結果です。

(注2) 「金額」欄は、各項目毎に円未満を四捨五入しています。

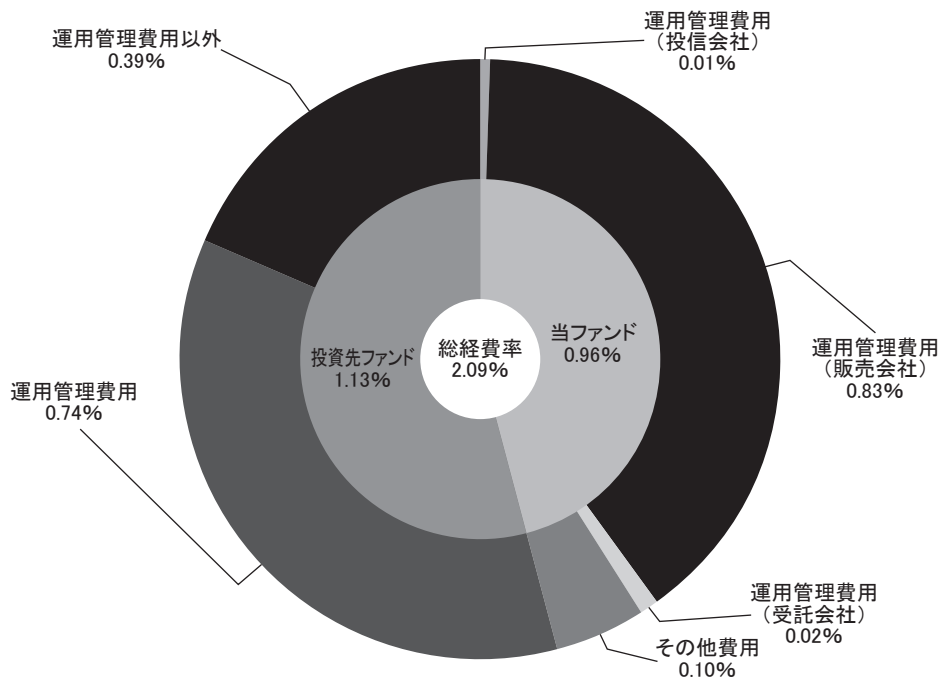
(注3) 「比率」欄は、1万口当たりのそれぞれの費用金額を期中の平均基準価額で除して100を乗じたものです。

(注4) 各項目の費用は、当ファンドが組み入れている投資信託証券（マザーファンドを除く。）が支払った費用を含みません。

(参考情報)

●総経費率

当期中の運用・管理にかかった費用の総額(原則として、募集手数料、売買委託手数料及び有価証券取引税を除く。)を期中の平均受益権口数に期中の平均基準価額(1口当たり)を乗じた数で除した総経費率(年率)は2.09%です。



総経費率(①+②+③)	2.09%
①当ファンドの費用の比率	0.96%
②投資先ファンドの運用管理費用の比率	0.74%
③投資先ファンドの運用管理費用以外の比率	0.39%

(注1)①の費用は、1万口当たりの費用明細において用いた簡便法により算出したものです。

(注2)各費用は、原則として、募集手数料、売買委託手数料及び有価証券取引税を含みません。

(注3)その他費用には、保管費用、監査費用以外に法定書類等(有価証券届出書、目論見書、運用報告書等)の作成、印刷、提出等に係る費用や法律顧問、税務顧問に対する報酬及び費用等が含まれます。

(注4)各比率は、年率換算した値です。

(注5)投資先ファンドとは、当ファンドが実質的に組入れている投資信託証券(マザーファンドを除く。)です。

(注6)①の費用は、マザーファンドが支払った費用を含み、投資先ファンドが支払った費用を含みません。

(注7)①の費用と②③の費用は、計上された期間が異なる場合があります。

(注8)上記の前提条件で算出したものです。このため、これらの値はあくまでも参考であり、実際に発生した費用の比率と異なります。

■ 売買及び取引の状況 (2022年4月21日から2023年4月20日まで)

● 投資信託受益証券、投資証券

	買 付		売 付	
	単位数又は口数	金 額	単位数又は口数	金 額
外国	千口	千アメリカ・ドル	千口	千アメリカ・ドル
FF-SUSTAINABLE US DOLLAR CASH FUND A ACC USD	— (—)	— (—)	0.10923 (—)	1 (—)
FF-GLOBAL MULTI ASSET INCOME A-ACC-USD	— (—)	— (—)	61.69788 (—)	766 (—)

(注1) 金額は受渡し代金。

(注2) 買付()内は分割割当、合併等による増減分で、上段の数字には含まれておりません。

(注3) 売付()内は償還による減少分で、上段の数字には含まれておりません。

(注4) 金額の単位未満は切捨て。

■ 利害関係人との取引状況等 (2022年4月21日から2023年4月20日まで)

(1) 期中の利害関係人との取引状況

区 分	当			期		
	買付額等 A	うち利害 関係人との 取引状況 B	$\frac{B}{A}$	売付額等 C	うち利害 関係人との 取引状況 D	$\frac{D}{C}$
投 資 証 券	百万円 —	百万円 —	% —	百万円 106	百万円 106	% 100.0
為 替	—	—	—	108	105	97.0

(2) 利害関係人の発行する有価証券等

種 類	当		期
	買 付 額	売 付 額	期 末 保 有 額
そ の 他 有 価 証 券	百万円 —	百万円 106	百万円 582

(3) 期中の売買委託手数料総額に対する利害関係人への支払比率

項 目	当	期
売 買 委 託 手 数 料 総 額(A)		—千円
う ち 利 害 関 係 人 へ の 支 払 額(B)		—
(B) / (A)		—

※利害関係人とは、投資信託及び投資法人に関する法律第11条第1項に規定される利害関係人であり、当ファンドに係る利害関係人とは、FIL DISTRIBUTORS、FIL LUXEMBOURG SAです。

■組入資産の明細（2023年4月20日現在）

●ファンド・オブ・ファンズが組入れた外貨建ファンドの明細

ファンド名	当		期		末
	単位数又は口数	評 価 額		比 率	
		外貨建金額	邦貨換算金額		
FF-SUSTAINABLE US DOLLAR CASH FUND A ACC USD	千口 0.37011	千アメリカ・ドル 4	千円 581	% 0.1	
FF-GLOBAL MULTI ASSET INCOME A-ACC-USD	343.38065	4,312	581,891	99.3	
合 計	343.75076	4,317	582,472	99.4	

(注1) 邦貨換算金額は、期末の時価をわが国の対顧客電信売買相場の仲値により邦貨換算したものです。

(注2) 比率欄は、純資産総額に対する評価額(邦貨換算金額)の比率。

(注3) 評価額の単位未満は切捨て。

■投資信託財産の構成

(2023年4月20日現在)

項 目	当 期		末
	評 価 額	比 率	
投 資 証 券	千円 582,472	% 98.8	
コ ー ル ・ ロ ー ン 等 、 そ の 他	6,880	1.2	
投 資 信 託 財 産 総 額	589,352	100.0	

(注1) 外貨建資産は、期末の時価をわが国の対顧客電信売買相場の仲値により邦貨換算したものです。

なお、4月20日における邦貨換算レートは、1アメリカ・ドル=134.92円です。

(注2) 当期末における外貨建資産(583,391千円)の投資信託財産総額(589,352千円)に対する比率は、99.0%です。

(注3) 評価額の単位未満は切捨て。

■資産、負債、元本及び基準価額の状況

(2023年4月20日現在)

項 目	当 期 末
(A) 資 産	590,096,959
コール・ローン等	6,719,896
投資証券(評価額)	582,472,246
未 収 入 金	744,690
そ の 他 未 収 収 益	160,127
(B) 負 債	3,837,105
未 払 金	744,979
未 払 解 約 金	191,674
未 払 信 託 報 酬	2,599,766
そ の 他 未 払 費 用	300,686
(C) 純 資 産 総 額(A-B)	586,259,854
元 本	474,561,281
次 期 繰 越 損 益 金	111,698,573
(D) 受 益 権 総 口 数	474,561,281口
1 万 口 当 り 基 準 価 額(C/D)	12,354円

(注1) 当期における期首元本額558,037,172円、期中追加設定元本額55,400,375円、期中一部解約元本額138,876,266円です。

(注2) 上記表中の次期繰越損益金がマイナス表示の場合は、当該金額が投資信託財産の計算に関する規則第55条の6第10号に規定する額(元本の欠損)となります。

■損益の状況

当期 自2022年4月21日 至2023年4月20日

項 目	当 期
(A) 配 当 等 収 益	2,858,622
受 取 利 息	1,445
そ の 他 収 益 金	2,857,177
(B) 有 価 証 券 売 買 損 益	△7,867,008
売 買 損 益	34,345,605
売 買 損 益	△42,212,613
(C) 信 託 報 酬 等	△6,127,310
(D) 当 期 損 益 金(A+B+C)	△11,135,696
(E) 前 期 繰 越 損 益 金	93,977,094
(F) 追 加 信 託 差 損 益 金	28,857,175
(配 当 等 相 当 額)	(35,062,974)
(売 買 損 益 相 当 額)	(△6,205,799)
(G) 合 計(D+E+F)	111,698,573
次 期 繰 越 損 益 金(G)	111,698,573
追 加 信 託 差 損 益 金	28,857,175
(配 当 等 相 当 額)	(35,062,974)
(売 買 損 益 相 当 額)	(△6,205,799)
分 配 準 備 積 立 金	93,977,094
繰 越 損 益 金	△11,135,696

(注1) (B)有価証券売買損益は期末の評価換えによるものを含みます。

(注2) (C)信託報酬等には信託報酬に対する消費税等相当額を含めて表示していません。

(注3) (F)追加信託差損益金とあるのは、信託の追加設定の際、追加設定をした債権から元本を差し引いた差額分をいいます。

(注4) 分配金の計算過程は以下の通りです。

	当 期
(a) 費用控除後の配当等収益	0円
(b) 費用控除後・繰越欠損金補填後の有価証券売買等損益	0円
(c) 収益調整金	35,062,974円
(d) 分配準備積立金	93,977,094円
(e) 分配可能額(a+b+c+d)	129,040,068円
1 万 口 当 たり 分 配 可 能 額	2,719.14円
(f) 分配金額	0円
1 万 口 当 たり 分 配 金 額(税引前)	0円

<お知らせ>

●2022年8月16日付で、当該ファンドの投資対象ファンドの名称に変更が生じたので、当該ファンドの投資信託約款の「運用の基本方針」および投資信託約款中の関連条項に所要の整備を行いました。

ご参考として以下に、フィデリティ・コア・インカム・ファンド(資産成長型)為替ヘッジなしが組入れている各投資信託証券の直前の作成期における運用内容を掲載いたします。

<補足情報>

フィデリティ・ファンズーグローバル・マルチ・アセット・インカム・ファンドの運用状況

■当ファンドの仕組みは次の通りです。

設 定 形 態	(毎月決算型)／(資産成長型)為替ヘッジあり：ルクセンブルグ籍証券投資法人／円建て (毎月決算型)／(資産成長型)為替ヘッジなし：ルクセンブルグ籍証券投資法人／米ドル建て
投 資 目 的	主としてグローバル債券およびグローバル株式に投資し、インカムの確保と中長期的な元本の成長を目指します。
決 算 日	4月30日

運用および純資産変動計算書

2022年4月30日に終了した年度

通貨	米ドル
投資収益	
受取配当金および受取利息	411,940,716
スワップ取引に係る受取利息	12,868,208
デリバティブ収益	25,194,133
雑益	—
純利益	450,003,057
費用	
運用報酬	119,057,382
管理費	29,101,421
国税	4,807,377
保管費用	1,828,782
販売手数料	7,280,856
成功報酬	—
その他費用	1,388,754
費用合計	163,464,572
スワップ取引に係る支払利息	11,550,026
デリバティブ費用	4,361,666
差金決済取引に係る財務費用	109,208
選付ブローカー費用	(669)
管理費用の払戻	(1,033,292)
払戻費用	—
費用選付	—
総費用	178,451,511
純投資収益(損失)	271,551,546
有価証券に係る実現純(損)益	208,842,369
外貨取引に係る実現純(損)益	(273,013,276)
差金決済取引に係る実現純(損)益	123,334,802
外国為替予約取引に係る実現純(損)益	(341,432,727)
オプション取引に係る実現純(損)益	3,331,050
先物取引に係る実現純(損)益	(16,699,635)
スワップ取引に係る実現純(損)益	11,504,345
有価証券に係る未実現評価(損)益の変動額	(1,381,479,314)
外貨取引に係る未実現評価(損)益の変動額	(2,860,688)
差金決済取引に係る未実現評価(損)益の変動額	(14,795,779)
外国為替予約取引に係る未実現評価(損)益の変動額	12,352,567
オプション取引に係る未実現評価(損)益の変動額	(1,113,363)
先物取引に係る未実現評価(損)益の変動額	(15,682,893)
スワップ取引に係る未実現評価(損)益の変動額	(4,775,640)
運用実績	(1,420,936,636)
受益者への分配金	(286,541,427)
設定解約	
当期設定額	1,789,822,474
当期解約額	(1,574,809,329)
調整勘定	(2,936,327)
設定解約に伴う増加(減少)額	212,076,818
純増加(減少)	(1,495,401,245)
純資産額	
期首	10,366,152,655
期末	8,870,751,410

国コード	通貨	株数または額			時価 (米ドル)			国コード	通貨	株数または額			時価 (米ドル)		
		面額	額	Net Assets	面額	額	Net Assets			面額	額	Net Assets	面額	額	Net Assets
Western Union	US	USD	2	32	0.00										
				379,196,972	4.27										
一般消費財・サービス															
Bridgestone	JP	JPY	859,893	81,802,501	0.36	Genting (MYS)	MY	MYR	464,670	493,365	0.01				
Melco Resorts Finance 5.375% 04/12/2029 Reg S	KY	USD	22,064,383	17,768,075	0.20	L Brands 6.875% 01/11/2035	US	USD	476,784	468,956	0.01				
Omnicom Group	US	USD	227,263	17,615,147	0.20	Yumi Brands 4.625% 11/01/2032	US	USD	513,266	468,860	0.01				
Volkswagen 4.375% VRN (Perpetual)	NL	EUR	15,209,267	14,772,270	0.17	Maayan Entertainment	CN	HKD	583,655	463,254	0.01				
Alibaba Group Holding	CN	HKD	1,083,219	13,588,675	0.15	Dick's Sporting Goods 3.150% 15/01/2032	US	USD	530,461	445,189	0.01				
Studio City Finance 6.50% 15/01/2028 Reg S	VG	USD	14,745,133	11,594,245	0.13	MercadoLibre	AR	USD	425	433,024	0.00				
Wynn Macau 5.025% 01/10/2027 Reg S	KY	USD	11,479,624	9,169,178	0.10	ZF Europe Finance 3.00% 23/10/2029	CN	EUR	48,017	428,079	0.00				
Rakuten Group 4.25% VRN (Perpetual) Reg S	JP	EUR	9,935,454	8,996,630	0.10	China Literature	SE	SEK	98,051	416,258	0.00				
Volkswagen Int'l Fin. 4.625% VRN (Perpetual) Reg S	NL	EUR	7,742,257	7,964,886	0.09	Dana 5.625% 15/06/2028	US	USD	384,464	370,830	0.00				
Rakuten Group 5.125% VRN (Perpetual) Reg S	JP	USD	8,198,001	7,572,904	0.09	China South Publishing & Media Group	CN	CNY	244,596	357,009	0.00				
Meituan (B)	CN	HKD	529,662	7,032,495	0.08	Alice France Holding 6.00% 15/02/2028 144A	US	USD	305,464	342,942	0.00				
MGM China Holdings 5.25% 18/04/2025 Reg S	KY	USD	7,646,560	6,905,800	0.08	Hilton Worldwide Finance 4.875% 01/04/2027	US	USD	328,925	328,086	0.00				
Alice France Holding 8.00% 15/05/2027 Reg S	LU	EUR	5,979,954	6,296,043	0.07	Crystal International Group	HK	HKD	782,948	306,157	0.00				
Wynn Macau 5.50% 01/10/2027 Reg S	KY	USD	7,807,998	6,516,241	0.07	Compagnie Financi re Richemont	CH	CHF	2,460	292,265	0.00				
Arjiva Broadcast Finance 6.75% 30/09/2023	GB	GBP	5,009,647	6,280,264	0.07	US	USD	5,878	279,220	0.00					
Meituan 3.08% 27/04/2027	KY	USD	6,897,246	5,928,183	0.07	Buckle	US	USD	369,201	271,861	0.00				
Verisure Holdings 3.875% 15/07/2026 Reg S	SE	EUR	5,505,669	5,476,112	0.06	Dick's Sporting Goods 4.10% 15/01/2052	CN	CNY	184,508	269,306	0.00				
GEMS Education Delaware 7.125% 31/07/2026 Reg S	SU	USD	5,480,631	5,474,355	0.06	Top Wise Excellence 6.00% 16/03/2020 (Defaulted)	VG	USD	5,978,160	269,017	0.00				
LHMC Fincio 7.25% 02/10/2025 Reg S	LU	EUR	5,109,889	5,411,496	0.06	SAN 2.00% 02/07/2028 GMTN	LU	EUR	264,143	266,087	0.00				
JD.com (A)	CN	HKD	159,683	5,044,432	0.06	DANA 4.25% 01/09/2030	US	USD	305,464	262,942	0.00				
Alice Finance 5.75% 15/08/2029 144A	LU	USD	5,888,928	4,970,167	0.06	Dream International	HK	HKD	784,679	260,115	0.00				
Studio City Finance 5.50% 15/07/2025 Reg S	VG	USD	5,661,416	4,782,312	0.05	Brilliance China Automotive Holdings*	HK	HKD	1,567,696	259,731	0.00				
Alibaba Group Holding ADR	CN	USD	47,026	4,729,864	0.05	IFR	IT	EUR	275,381	254,490	0.00				
Albion Financing 8.75% 15/04/2027 144A	LU	USD	4,814,509	4,577,900	0.05	Chiu Nvuan Jewelry	VN	USD	51,150	240,562	0.00				
Verisure Holding 3.25% 15/02/2027 Reg S	SE	EUR	4,761,738	4,533,174	0.05	MGM Resorts International 6.75% 01/05/2025	US	USD	228,380	234,820	0.00				
JLR Automotive 6.875% 15/11/2024 Reg S	GB	EUR	2,155,200	4,401,547	0.05	Hyundai Capital Services 3.20% 11/08/2024 GMTN	KR	CNY	1,565,607	232,530	0.00				
Volkswagen Int'l Finance 3.50% VRN (Perpetual)	NL	EUR	4,174,140	4,297,932	0.05	McDonald's 4.875% 09/12/2045 MTN	US	USD	229,159	232,185	0.00				
Hasbro	US	USD	47,746	4,297,184	0.05	Compang World Holdings	US	USD	8,824	228,548	0.00				
Li & Fung 5.25% (Perpetual) EMTN	BM	USD	6,602,510	4,151,328	0.05	Toll Brothers Finance 4.375% 15/04/2023	US	USD	212,184	213,559	0.00				
MGM China Holdings 5.875% 15/05/2026 Reg S	KY	USD	4,475,836	3,956,079	0.04	Bellway	GB	GBP	6,531	200,085	0.00				
Meituan 3.23% 27/04/2026	KY	USD	4,685,699	3,430,845	0.04	Electrolux	SE	SEK	12,201	188,144	0.00				
Dongfeng Motor Group (H)	CN	HKD	4,685,699	3,430,845	0.04	Selamat Sempurna	IDR	USD	1,723,279	185,749	0.00				
Lennar 5.875% 15/11/2024	US	USD	2,920,167	3,033,834	0.04	Burberry Group	GB	GBP	9,285	185,641	0.00				
Sea ADR	SG	USD	32,630	2,899,495	0.03	Redrow	GB	GBP	27,960	185,520	0.00				
Persim	GB	GBP	103,405	2,734,106	0.03	Plan B Media	TH	THB	794,593	181,889	0.00				
Toyota Motor	JP	JPY	154,561	2,686,399	0.03	Wilson Depot	PH	PHP	335,565	179,979	0.00				
Stonegate Financing 8.00% 13/07/2025	GB	GBP	2,038,722	2,581,174	0.03	Service International 5.125% 01/06/2029	US	USD	180,023	177,122	0.00				
Shenzhou International Group Holdings	CN	HKD	187,626	2,572,309	0.03	Unileuro	IT	EUR	10,344	174,285	0.00				
Shenzhou 5.875% 15/01/2028 144A	US	USD	2,902,355	2,550,967	0.03	Sands China 4.375% 18/06/2030	KY	USD	193,346	166,337	0.00				
Honda Motor	JP	JPY	95,882	2,490,179	0.03	Gemm Capital Labuan 5.882% 19/04/2031 Reg S	MY	USD	196,812	162,741	0.00				
VZ Secured Financing 3.50% 15/01/2032 Reg S	NL	EUR	2,756,542	2,487,038	0.03	Map Axiil Adiperkasa	IDR	USD	719,655	158,884	0.00				
NGK Spark Plug	JP	JPY	152,394	2,364,147	0.03	Bonava	SE	SEK	27,417	134,461	0.00				
US	USD	2,320,020	2,321,563	0.03	Volkswagen Int'l Finance 3.875% VRN (Perpetual)	NL	EUR	138,114	134,066	0.00					
ABCA Group 3.60% 15/12/2023	LU	EUR	2,309,166	2,315,987	0.03	Hyatt Hotels 4.375% 15/09/2028	US	USD	138,114	133,816	0.00				
Expedia Group 5.25% 15/10/2026 Reg S	US	USD	55,362	2,153,796	0.03	M&Y Dairy Holdings (M)	MYR	MYR	162,499	125,548	0.00				
ABE-Mart	JP	JPY	1,905,068	2,235,472	0.03	Toll Brothers Finance 4.35% 15/02/2028	US	USD	127,755	122,069	0.00				
Virgin Media 5.25% 15/05/2029 Reg S	GB	GBP	1,905,068	2,235,472	0.03	Faurecia	FR	EUR	5,412	120,153	0.00				
Deuce Fincio 5.50% 15/06/2027 Reg S	GB	GBP	1,905,213	2,227,241	0.03	Xingda International Holdings	CN	HKD	616,744	111,073	0.00				
Pumint Rubber Industries	JP	JPY	251,491	2,209,324	0.03	Home Depot 3.30% 15/04/2040	US	USD	117,357	103,033	0.00				
Isuzu Motors	JP	JPY	184,902	2,190,856	0.02	Parkson Retail Group	CN	HKD	4,949,959	99,972	0.00				
Ford Motor 7.625% 22/04/2030	US	USD	1,571,371	2,143,363	0.02	InterContinental Hotel Grp. 3.375% 08/10/2028 EMTN	GB	GBP	81,349	99,345	0.00				
Boxain Auto Finance 1.910% VRN (Perpetual)	VG	USD	3,884,666	2,117,143	0.02	Emery Holdings	HK	HKD	783,390	87,617	0.00				
Sumitomo Electric Industries	JP	JPY	189,332	2,067,676	0.02	Graha Andrasentia Propertindo	ID	IDR	20,128,606	69,348	0.00				
Subaru	JP	JPY	132,495	2,028,642	0.02	REXLOT Holdings 4.50% 17/04/2019 (Defaulted)	BM	EUR	655,344	6,355	0.00				
GEMS Education Delaware 7.125% 31/07/2026 144A	SU	USD	1,915,136	1,912,943	0.02	REXLOT Holdings 6.00% 28/04/2017 (Defaulted)	BM	HKD	252,055	3,212	0.00				
Yum Brands 5.375% 01/04/2032	US	USD	1,952,097	1,888,058	0.02	Plan B Media WTS 15/01/2025	TH	THB	28,521	907	0.00				
United Group 5.25% 01/02/2030 Reg S	NL	EUR	1,956,496	1,809,208	0.02	Lowes' Cos	US	USD	5	929	0.00				
GKN Holdings 9.375% 19/09/2022 EMTN	GB	GBP	1,563,551	1,728,280	0.02	Infirma	GB	GBP	119	857	0.00				
Summer BC (B) 5.75% 31/10/2026 Reg S	LU	EUR	1,584,432	1,653,397	0.02	Comcast	US	USD	21	833	0.00				
General Motors 6.80% 01/10/2027	US	USD	1,517,113	1,641,030	0.02	Home Depot	US	USD	1	138	0.00				
CI Investment 5.50% 15/04/2026 Reg S	DE	EUR	1,551,242	1,551,403	0.02	Acvion Blizzard	US	USD	2	119	0.00				
Melco Resorts Finance 5.75% 21/07/2028 Reg S	US	USD	1,812,042	1,513,961	0.02	Electronic Arts	US	USD	1	109	0.00				
Toyot Tire & Rubber	JP	JPY	127,175	1,482,435	0.02	Nextar Media Group	US	USD	1	106	0.00				
Toll Brothers Finance 3.80% 01/11/2029	US	USD	1,604,963	1,459,533	0.02	Sirius XM Holdings	US	USD	16	96	0.00				
Renault 2.50% 02/06/2027 EMTN	FR	EUR	1,576,555	1,450,412	0.02	McDonald's	US	USD	1	91	0.00				
Ford Motor 5.25% 12/02/2032	US	USD	1,728,974	1,420,622	0.02	Target	US	USD	1	87	0.00				
Ozon Holdings 1.875% 24/02/2026	CY	USD	4,972,587	1,342,599	0.02	Cable One	US	USD	1	86	0.00				
VZ Secured Financing 5.00% 15/01/2032 144A	NL	USD	1,527,321	1,332,320	0.02	Dollar General	US	USD	1	73	0.00				
Weifu High-Techology Group	CN	HKD	646,247	1,325,000	0.01	Starbucks	US	USD	1	65	0.00				
TXC Cos 5.875% 15/04/2030	US	USD	37,414	1,314,881	0.01	Kering	JP	JPY	4	60	0.00				
Service International 4.00% 15/05/2031	US	USD	1,436,352	1,294,943	0.01	Yumi Brands	US	USD	1	56	0.00				
Uzauto Motors AJ 4.85% 04/05/2026 Reg S	UZ	USD	1,166,177	1,005,828	0.01	Genuine Parts Co									

国コード	通貨	株数または口数	時価 (米ドル)	% Net Assets	国コード	通貨	株数または口数	時価 (米ドル)	% Net Assets
Kimberly-Clark	US USD	108,315	15,118,601	0.17	Fisher & Paykel Healthcare (AU)	NZ AUD	112,996	1,583,316	0.02
Kao	JP JPY	349,737	14,154,846	0.16	Shandong Weigao Group Medical Polymer (H)	CN HKD	1,402,818	1,502,411	0.02
Kales Group	AU AUD	634,847	8,427,619	0.10	Genzyme 3.00% 15/10/2030	US USD	1,667,754	1,655,455	0.02
Bellis Acquisition Co 3.25% 16/02/2026 Reg S	GB GBP	7,595,712	8,399,180	0.09	Cigna 4.375% 15/10/2028	US USD	1,263,571	1,270,216	0.01
Kirin Holdings	JP JPY	424,969	6,260,910	0.07	AbbVie 4.25% 14/11/2028	US USD	1,171,258	1,169,019	0.01
President Chain Store	TW TWD	589,732	4,544,220	0.06	Becton Dickinson	US USD	4,356	1,083,282	0.01
Uni-President Enterprises	TW TWD	1,779,726	4,125,579	0.05	Bangkok Dusit Medical Services	TH THB	1,365,614	1,025,171	0.01
Coles Group	AU AUD	31,495	4,082,102	0.05	Tenet Healthcare 6.75% 15/04/2025	US USD	986,714	1,015,168	0.01
Minerva Luxembourg 4.375% 18/03/2031 Reg S	LU USD	4,248,373	3,535,856	0.04	CAB Selas 3.375% 01/02/2028 Reg S	FR EUR	890,096	838,841	0.01
P&G Coca-Cola 2.00% 05/03/2031	US USD	3,899,609	3,367,972	0.04	Medivac Technology	CN HKD	635,659	747,793	0.01
PGA 5.00% 25/03/2030	US USD	3,455,349	3,296,142	0.04	Teva Pharmaceutical III 5.125% 09/05/2029	NL USD	802,851	753,974	0.01
WH Group	HK HKD	42,851	2,815,056	0.03	Genzyme 3.75% VRN 01/07/2074	US USD	647,523	703,797	0.01
PepsiCo	US USD	11,994	2,090,172	0.02	AbbVie 4.70% 14/05/2045	US USD	695,965	677,311	0.01
SSMS Plantation Holdings 7.75% 25/01/2023	SG USD	3,409,664	2,079,895	0.02	Medikaloka Hermina	ID IDR	6,148,890	595,564	0.01
Noni Kieje Absoit Delhote	NL EUR	66,250	1,940,587	0.02	Chulalongkorn Hospital	TH THB	4,409,455	501,747	0.01
Dairy Farm International Holdings	HK USD	611,145	1,658,641	0.02	Aetna 4.75% 15/03/2044	US USD	509,245	499,179	0.01
Pernod Ricard	FR EUR	7,607	1,584,349	0.02	China National Accord Medicines (A)	CN CNY	105,123	456,905	0.01
Uni-President China Holdings	CN HKD	1,747,162	1,537,470	0.02	Centene 2.50% 01/03/2031	US USD	539,797	449,530	0.01
Southeastern Grocers	US USD	61,394	1,445,989	0.02	Rajhinee Hospital	TH THB	403,668	394,331	0.00
CP ALL (S)	TH THB	742,936	1,406,032	0.02	GlassSmithKline	GB GBP	17,249	389,511	0.00
Coca-Cola	TH USD	20,834	1,357,576	0.02	HCA 5.025% 01/09/2028	US USD	343,767	355,745	0.01
Henan Shuanghui Investment & Deve.	CN CNY	286,670	1,281,888	0.01	AK Medical Holdings	CN HKD	628,360	342,135	0.00
Bunge	US USD	10,902	1,268,741	0.01	CVS Health 5.05% 25/03/2048	US USD	322,520	325,222	0.00
Iceland Foods 4.375% 15/05/2028 Reg S	GB GBP	1,172,291	1,171,618	0.01	China National Accord Medicines (B)	CN HKD	153,693	321,868	0.00
Wens Foodstuffs 3.25% 29/10/2030	CN USD	1,634,828	1,135,611	0.01	HCA 5.875% 01/02/2029	US USD	288,228	287,807	0.00
AB InBev Worldwides 5.80% 23/01/2059	US USD	1,016,109	1,120,784	0.01	Koninklijke Philips	NL EUR	209,707	218,318	0.00
Wilmar International	SG SGD	300,239	962,253	0.01	Chrometec	DK DKK	1,590	181,885	0.00
Flowers Foods	US USD	35,756	936,260	0.01	United Medical Care	FR EUR	2,891	131,405	0.00
First Resources	SG SGD	561,597	860,764	0.01	Orion	FI EUR	4,517	178,216	0.00
Ingredion	US USD	9,687	834,145	0.01	Fresenius SE & Co	DE EUR	4,791	170,627	0.00
Sun Art Retail Group	HK HKD	2,007,666	626,689	0.01	Koninklijke Philips 6.875% 11/05/2038	NL USD	138,114	168,031	0.00
Indokool Sukses Makmur	ID IDR	1,383,353	602,451	0.01	Tenet Healthcare 4.625% 15/11/2031	US USD	32,352	163,799	0.00
Unilever	GB EUR	12,689	591,935	0.01	Hikma Pharmaceuticals	JO GBP	6,826	161,567	0.00
Co-Operative Group 5.125% 17/05/2024	GB GBP	474,213	578,280	0.01	Bristol-Myers Squibb 2.95% 15/03/2032	US USD	148,086	135,928	0.00
Cisarua Mountain Dairy	ID IDR	1,878,750	529,475	0.01	HCA 5.125% 15/06/2039	US USD	138,114	133,943	0.00
Yantai Chaotian Pioneer Wine	CN HKD	351,565	503,529	0.01	Eleka	SE SEK	17,241	113,321	0.00
Yantai Superstors	CN CNY	713,305	481,245	0.01	Centene 2.625% 01/08/2031	US USD	138,114	133,943	0.00
Tingyi Cayman Islands Holding	CN HKD	246,274	450,198	0.01	Encompass Health 5.75% 15/09/2025	US USD	107,248	109,268	0.00
Japfa	SG SGD	712,892	311,362	0.00	Humana 3.70% 23/03/2029	US USD	73,960	71,213	0.00
Heineken (Malaysia)	MY MYR	54,361	295,683	0.00	China National Accord Medicines	CN CNY	15,955	69,346	0.00
Bevco Beverage	TH THB	249,010	253,873	0.00	AbbVie 3.20% 21/11/2029	US USD	55,246	51,452	0.00
Otsuka	FR EUR	4,104	249,294	0.00	Embecta	US USD	867	25,844	0.00
Danone	FR EUR	4,104	249,294	0.00	Pfizer	US USD	2	123	0.00
Industri Jambu Dan Farmasi Sido Muncul	ID IDR	3,406,142	220,871	0.00	Amgen	US USD	1	11	0.00
Tesco Corporate Tr. Svc 0.375% 27/07/2029 EMTN	GB GBP	241,699	216,190	0.00	Merck	US USD	1	105	0.00
Anheuser-Busch 4.70% 01/02/2036	US USD	207,171	205,564	0.00	Thermo Fisher Scientific	US USD	1	99	0.00
Asian Sea Corp	TH THB	404,711	195,767	0.00	Abbott Laboratories	US USD	1	93	0.00
Yonghui Superstores	CN CNY	284,675	190,990	0.00	Danoher	US USD	1	80	0.00
Easily SE	SE SEK	7,006	186,429	0.00	Zoetis	US USD	1	80	0.00
Uni-Charm Indonesia	ID IDR	1,926,946	173,308	0.00	Gilead Sciences	US USD	1	62	0.00
Tate & Lyle	GB GBP	16,822	164,251	0.00	HCA Healthcare	US USD	1	57	0.00
Sheng Siang	SG SGD	141,051	156,142	0.00	Ocugen Diagnostics	US USD	1	51	0.00
Sonae SGPS	PT EUR	134,836	146,204	0.00	Genent	US USD	1	49	0.00
Calumet	BE EUR	5,902	145,613	0.00	Royalty Pharma	US USD	1	49	0.00
Schouw	DK DKK	1,841	141,098	0.00	Agilent Technologies	US USD	1	48	0.00
Saigon Beer Alcohol Beverage	VN VND	19,706	139,104	0.00	Sonic Healthcare	AU AUD	2	47	0.00
PepsiCo 0.75% 14/10/2033	US EUR	123,405	111,660	0.00	RiskMed	US USD	26,350,945	26,192,857	0.32
RFM	PH PHP	1,282,550	103,675	0.00	Muenchener Rueckversicherungs-Gesellschaft	DE EUR	107,469	25,740,587	0.29
ForFarmers	NL EUR	32,944	101,888	0.00	ICB China 2.50% VRN (Perpetual)	CN USD	25,626,800	24,381,441	0.27
Century Pacific Food	PH PHP	230,592	99,297	0.00	CME Group	US USD	99,302	22,146,326	0.25
Louis Dreyfus 2.375% 27/11/2025	NL EUR	52,000	53,850	0.00	Admiral Group	GB GBP	697,409	22,120,313	0.25
Woodwards Group 0.375% 15/11/2028 EMTN	AU EUR	52,690	49,037	0.00	Somax (A)	FR EUR	880,091	45,040,455	0.49
Diageo	GB GBP	17	865	0.00	Progressive	US USD	293,572	51,937,744	0.56
Mondelez International	US USD	1	65	0.00	Credit Agricole SA 7.50% VRN (Perpetual) Reg S	FR GBP	23,226,770	30,899,033	0.54
General Mills	US USD	1	53	0.00	BlackRock	US USD	45,518	28,048,810	0.32
Reckitt Benckiser Group	GB GBP	1	52	0.00	BioPharma Credit	US USD	26,350,945	26,192,857	0.32
Kellogg	US USD	1	51	0.00	Muenchener Rueckversicherungs-Gesellschaft	DE EUR	107,469	25,740,587	0.29
Campbell Soup	US USD	1	49	0.00	ICB China 2.50% VRN (Perpetual)	CN USD	25,626,800	24,381,441	0.27
Clorox	US USD	1	48	0.00	CME Group	US USD	99,302	22,146,326	0.25
Royal Unibrew	DK DKK	1	31	0.00	Admiral Group	GB GBP	697,409	22,120,313	0.25
Ajinomoto	JP JPY	1	22	0.00	Somax (A)	FR EUR	880,091	45,040,455	0.49
MEIJI Holdings	JP JPY	1	14	0.00	Progressive	US USD	293,572	51,937,744	0.56
					Credit Agricole SA 7.50% VRN (Perpetual) Reg S	FR GBP	23,226,770	30,899,033	0.54
					BlackRock	US USD	45,518	28,048,810	0.32
					BioPharma Credit	US USD	26,350,945	26,192,857	0.32
					Muenchener Rueckversicherungs-Gesellschaft	DE EUR	107,469	25,740,587	0.29
					ICB China 2.50% VRN (Perpetual)	CN USD	25,626,800	24,381,441	0.27
					CME Group	US USD	99,302	22,146,326	0.25
					Admiral Group	GB GBP	697,409	22,120,313	0.25
					Somax (A)	FR EUR	880,091	45,040,455	0.49
					Progressive	US USD	293,572	51,937,744	0.56
					Credit Agricole SA 7.50% VRN (Perpetual) Reg S	FR GBP	23,226,770	30,899,033	0.54
					BlackRock	US USD	45,518	28,048,810	0.32
					BioPharma Credit	US USD	26,350,945	26,192,857	0.32
					Muenchener Rueckversicherungs-Gesellschaft	DE EUR	107,469	25,740,587	0.29
					ICB China 2.50% VRN (Perpetual)	CN USD	25,626,800	24,381,441	0.27
					CME Group	US USD	99,302	22,146,326	0.25
					Admiral Group	GB GBP	697,409	22,120,313	0.25
					Somax (A)	FR EUR	880,091	45,040,455	0.49
					Progressive	US USD	293,572	51,937,744	0.56
					Credit Agricole SA 7.50% VRN (Perpetual) Reg S	FR GBP	23,226,770	30,899,033	0.54
					BlackRock	US USD	45,518	28,048,810	0.32
					BioPharma Credit	US USD	26,350,945	26,192,857	0.32
					Muenchener Rueckversicherungs-Gesellschaft	DE EUR	107,469	25,740,587	0.29
					ICB China 2.50% VRN (Perpetual)	CN USD	25,626,800	24,381,441	0.27
					CME Group	US USD	99,302	22,146,326	0.25
					Admiral Group	GB GBP	697,409	22,120,313	0.25
					Somax (A)	FR EUR	880,091	45,040,455	0.49
					Progressive	US USD	293,572	51,937,744	0.56
					Credit Agricole SA 7.50% VRN (Perpetual) Reg S	FR GBP	23,226,770	30,899,033	0.54
					BlackRock	US USD	45,518	28,048,810	0.32
					BioPharma Credit	US USD	26,350,945	26,192,857	0.32
					Muenchener Rueckversicherungs-Gesellschaft	DE EUR	107,469	25,740,587	0.29
					ICB China 2.50% VRN (Perpetual)	CN USD	25,626,800	24,381,441	0.27
					CME Group	US USD	99,302	22,146,326	0.25
					Admiral Group	GB GBP	697,409	22,120,313	0.25
					Somax (A)	FR EUR	880,091	45,040,455	0.49
					Progressive	US USD	293,572	51,937,744	0.56
					Credit Agricole SA 7.50% VRN (Perpetual) Reg S	FR GBP	23,226,770	30,899,033	0.54

国コード	通貨	株数または額面	時価 (米ドル)	% Net Assets	国コード	通貨	株数または額面	時価 (米ドル)	% Net Assets		
UnCredit 7.50% VRN (Perpetual)	IT	EUR	9,735,491	10,525,904	0.12	JPMorgan Chase	US	USD	18,777	2,292,688	0.03
Bangkok Bank 5.00% VRN (Perpetual) Reg S	TH	USD	10,539,700	10,310,778	0.12	Daiwa Securities Group	JP	JPY	462,994	2,290,425	0.03
Mapleasia Group	AU	USD	45,022	9,531,681	0.11	Union Mutual Financial Group	US	USD	74,474	2,271,471	0.03
NWD Finance 5.25% VRN (Perpetual)	VG	USD	9,082,458	8,946,201	0.10	Berkshire Hathaway (B)	US	USD	4,844	2,238,400	0.03
BOC Hong Kong Holdings	HK	HKD	2,418,375	8,805,109	0.10	Oversea-Chinese Banking (L)	SG	SGD	249,562	2,231,921	0.03
Legal & General Group 5.625% VRN (Perpetual)	GB	GBP	7,037,088	8,551,456	0.10	Banco Santander 3.306% 27/06/2029	ES	USD	2,369,582	2,194,733	0.02
NWD Finance BVI 4.125% VRN (Perpetual)	VG	USD	9,250,179	8,452,351	0.10	Tianjin State-OCI, & Management, 1.60% 17/12/2039	CN	USD	9,862,684	2,120,477	0.02
China Construction Bank (H)	CN	HKD	10,980,225	7,038,981	0.08	Newport Group 4.445% VRN 08/05/2026	GB	USD	2,162,061	2,111,781	0.02
Axis Bank Gift City 4.10% VRN (Perpetual) Reg S	IN	USD	7,854,845	7,234,561	0.08	PNC Group 2.55% 22/01/2050	US	USD	2,755,275	2,058,808	0.02
Banco BPM 7.00% VRN (Perpetual)	IT	EUR	6,626,852	6,947,474	0.08	Fortune Star 5.95% 19/10/2025	VG	USD	2,215,572	2,018,778	0.02
China Life Insurance (H)	CN	HKD	4,446,887	6,495,982	0.07	KakaoBank	KR	KRW	57,740	1,928,735	0.02
Melipal Mortgage Inv 8.85% 08/02/2024 Reg S	US	USD	7,260,461	6,535,245	0.07	Bank of America	US	USD	1,265,562	1,924,452	0.02
Kaskimbank HK 4.00% VRN (Perpetual) EMTN	TH	USD	6,972,922	6,345,908	0.07	HSBC 2.871% VRN 22/11/2032	GB	USD	2,285,614	1,903,377	0.02
Natwest Group 4.50% VRN (Perpetual)	GB	GBP	5,562,811	6,237,727	0.07	Wealth Drive 5.50% 17/08/2023	VG	USD	1,926,728	1,902,644	0.02
KIW 2.125% 15/06/2022	DE	USD	6,225,491	6,233,055	0.07	Inlesa Sanpaolo 5.875% VRN (Perpetual) EMTN	IT	EUR	1,936,791	1,875,998	0.02
Deutsche Bank 4.00% VRN 24/04/2032 EMTN	DE	USD	6,146,967	6,199,112	0.07	Lloyds Banking Group 4.45% 16/08/2028	GB	USD	1,846,144	1,845,665	0.02
Bank Rakyat Indonesia Persero	ID	IDR	18,222,528	6,101,885	0.07	Tuspark Forward 6.95% 15/05/2024	VG	USD	485,071	1,843,407	0.02
Societe Generale 4.75% VRN (Perpetual) 144A	FR	USD	6,837,187	6,087,726	0.07	BNP Paribas 0.875% VRN 11/07/2030 EMTN	FR	EUR	1,986,046	1,838,553	0.02
Barclays 7.25% VRN (Perpetual)	GB	GBP	4,761,488	6,057,899	0.07	Hong Kong Exchanges and Clearing	HK	HKD	42,379	1,813,913	0.02
Postal Savings Bank of China	CN	HKD	7,628,928	5,812,417	0.07	AerCap Ireland Capital DAC 2.45% 29/10/2026	IE	USD	1,998,777	1,783,805	0.02
Co-Operative Bank Finance 9.00% VRN 27/11/2025	GB	GBP	4,111,142	5,622,463	0.06	Azorra Bank	JP	JPY	88,466	1,781,829	0.02
Fortune Star 6.75% 02/07/2023	VG	USD	5,660,975	5,519,451	0.06	MDGH GMTN 3.95% 21/05/2050 EMTN	AE	USD	1,775,084	1,695,614	0.02
SamrukKazyna 2.00% 28/10/2026 Reg S	KZ	USD	6,190,549	5,445,969	0.06	Wells Fargo	US	USD	37,389	1,674,293	0.02
Partners Group Holding	CH	CHF	4,830	5,204,038	0.06	Metropolitan Bank & Trust	PH	PHP	1,687,176	1,651,464	0.02
M&G 5.40% VRN 19/12/2025 EMTN	GB	GBP	3,988,525	5,196,408	0.06	Toyota 3.05% 22/05/2027	JP	JPY	1,645,023	1,599,761	0.02
Lincoln Financial 3.625% 01/04/2024 Reg S	LU	EUR	4,921,685	5,159,838	0.06	Standard Chartered 3.971% VRN 30/03/2026 144A	GB	USD	1,598,682	1,566,756	0.02
Newday Bondco 7.375% 01/02/2024 Reg S	GB	GBP	4,092,067	5,108,228	0.06	Bank of East Asia 5.875% VRN (Perpetual)	HK	USD	1,550,312	1,565,877	0.02
Chailasse Holding	TW	TWD	6,560,810	5,097,916	0.06	International Personal Finance 9.75% 12/11/2025	GB	EUR	1,514,752	1,558,850	0.02
ANZ Banking Group (AU)	AU	USD	262,887	5,088,311	0.06	Bank of America 2.5% VRN (Perpetual)	US	USD	1,486,792	1,534,941	0.02
Bank of East Asia 5.825% VRN (Perpetual) EMTN	HK	USD	4,954,445	4,973,024	0.06	Huorong Finance 2019 3.75% 29/05/2024 EMTN	VG	USD	1,591,233	1,527,583	0.02
Co-Operative Bank 6.00% VRN 06/04/2027	GB	GBP	3,855,766	4,822,870	0.05	Credit Suisse Group 2.125% VRN 15/10/2026	CH	EUR	1,485,970	1,525,635	0.02
Barclays 5.875% VRN (Perpetual)	GB	GBP	3,871,128	4,772,274	0.05	Banorte 6.75% VRN (Perpetual) Reg S	MX	USD	1,548,451	1,494,565	0.02
ANZ Mutual Life Insurance 4.10% VRN (Perpetual)	AU	USD	4,077,925	4,704,321	0.05	JP Bank Finance 2.5% 02/10/2026	JP	JPY	1,425,864	1,475,716	0.02
Banorte 7.625% VRN (Perpetual) Reg S	MX	USD	4,645,354	4,607,425	0.05	Uzbek Industrial Bank 5.75% 02/12/2024	UZ	USD	1,607,581	1,466,919	0.02
Sampo 2.50% VRN 03/09/2052 EMTN	FI	EUR	4,910,913	4,562,718	0.05	Comerica	US	USD	17,417	1,461,947	0.02
KF Financial Group	KR	KRW	97,133	4,551,429	0.05	Tuspark Forward 7.95% 13/05/2024 (Defaulted)	VG	USD	3,714,488	1,411,505	0.02
DBS Group Holdings	SG	SGD	180,816	4,427,423	0.05	Charles Schwab	US	USD	20,680	1,410,600	0.02
Prudential Financial (H)	CN	HKD	4,377,821	4,377,884	0.05	Chubb Financial 7.50% VRN (Perpetual) Reg S	US	USD	1,828,896	1,405,466	0.02
E.Sun Financial Holding	TW	TWD	3,685,819	4,225,865	0.05	Ally Financial 3.05% 05/04/2023	US	USD	1,362,395	1,360,559	0.02
Industrial & Commercial Bank of China (H)	CN	HKD	6,980,442	4,217,176	0.05	State Street 2.40% 24/01/2030	US	USD	1,480,864	1,351,514	0.02
Bank of Comm. (HK) 3.75% VRN (Perpetual)	HK	USD	4,266,327	4,196,999	0.05	Ing Group 3.869% VRN 28/03/2026	NL	USD	1,303,661	1,289,840	0.01
Hanover Rueck	DE	EUR	26,564	4,167,951	0.05	Citic Financial Holding	TW	USD	1,269,563	1,256,359	0.01
Shinhan Financial Group 5.875% VRN (Perpetual) Reg S	KR	USD	4,035,955	4,125,749	0.05	Nationwide Bldg. Soc. 3.90% 21/07/2025 144A	US	USD	1,253,798	1,256,275	0.01
Societe Generale 7.875% VRN (Perpetual) Reg S	FR	USD	3,871,128	3,971,412	0.04	CITIC Securities (H)	CN	HKD	566,388	1,252,019	0.01
BNP Paribas 6.425% VRN (Perpetual) Reg S	FR	USD	3,871,128	3,914,053	0.04	Travelers	US	USD	7,148	1,242,344	0.01
Interest Group 3.375% VRN 15/11/2025 Reg S	NL	EUR	5,749,384	3,915,281	0.04	Bank of Marine Holdings	JP	JPY	22,559	1,230,122	0.01
Credit Suisse Group 7.50% VRN (Perpetual) Reg S	CH	USD	3,871,128	3,887,406	0.04	Ford Motor Credit 5.125% 16/04/2025	US	USD	1,225,208	1,223,554	0.01
Istanbul Metro Muni. 6.375% 09/12/2025 Reg S	TR	USD	4,206,958	3,820,885	0.04	Arthur J Gallagher	US	USD	7,015	1,221,927	0.01
Allianz SE 3.20% VRN (Perpetual) 144A	DE	USD	4,645,354	3,807,797	0.04	Industrial Bank	CN	CNY	376,645	1,158,579	0.01
ANZ 6.75% VRN (Perpetual) Reg S	AU	USD	3,621,584	3,796,633	0.04	Mellife	US	USD	16,821	1,136,406	0.01
CNP Assurances 4.75% VRN (Perpetual)	FR	EUR	3,438,841	3,784,843	0.04	Credit Suisse Group AG 2.875% VRN 02/04/2032	EU	EUR	1,149,022	1,134,932	0.01
Garfunkelxul Holdco 3.175% 01/11/2025 Reg S	LU	GBP	3,072,041	3,779,282	0.04	LPL Financial Holdings	US	USD	5,777	1,118,000	0.01
Credit Suisse Group 6.25% VRN (Perpetual) Reg S	CH	USD	3,871,128	3,767,038	0.04	Pireaus Financial 5.50% VRN 19/02/2030 EMTN	GR	EUR	1,147,539	1,089,936	0.01
Prudential 4.875% (Perpetual) EMTN	GB	USD	3,871,128	3,752,962	0.04	Mizuho Financial Group 3.922% VRN 11/09/2024	JP	USD	1,074,095	1,082,274	0.01
Fortune Star 5.0% 18/05/2026	VG	USD	4,327,819	3,740,101	0.04	FCE Bank 2.72% 03/06/2022 EMTN	GB	GBP	841,012	1,057,396	0.01
Gruenthal Holdco 3.675% 01/11/2025 Reg S	LU	EUR	3,607,427	3,725,218	0.04	First Horizon	US	USD	46,411	1,051,664	0.01
Societe Generale 6.75% VRN (Perpetual) 144A	FR	USD	3,871,128	3,701,828	0.04	CIMB Group Holdings	MY	MYR	868,319	1,036,125	0.01
La Banque Postale 3.875% VRN (Perpetual)	FR	EUR	3,871,128	3,696,287	0.04	Banco do Brasil 6.25% VRN (Perpetual) Reg S	BR	USD	1,089,885	1,015,593	0.01
St James's Place	GB	GBP	2,172,110	3,542,979	0.04	Chubb Ina Insurance 6.00% 10/12/2020 (Defaulted)	VG	USD	2,529,797	995,046	0.01
Bank Central Asia	ID	IDR	6,200,273	3,475,712	0.04	Legal & General Group	GB	GBP	308,400	977,016	0.01
China International Capital (H)	CN	HKD	1,676,945	3,383,700	0.04	Citigroup 5.875% 30/01/2042	US	USD	840,250	941,980	0.01
Bangkok Bank HK 3.466% VRN 23/09/2036 Reg S	TH	USD	3,950,611	3,383,588	0.04	Abna Group Ltd 6.375% VRN (Perpetual)	ZA	USD	959,099	925,360	0.01
China Merchants Bank (H)	CN	HKD	555,884	3,358,948	0.04	Vned O2 UK Financing 4.50% 15/07/2031 Reg S	GB	GBP	825,446	896,485	0.01
CNP Assurances 4.875% VRN (Perpetual)	FR	USD	3,871,128	3,347,959	0.04	Synchrony Financial 2.875% 28/10/2031	US	USD	1,085,967	884,989	0.01
Fortune Star BVI 5.05% 27/01/2027	VG	USD	3,853,044	3,277,599	0.04	Nationwide Building Society 1.50% VRN 08/05/2026	GB	EUR	848,738	881,915	0.01
NN Group	NL	EUR	65,686	3,249,004	0.04	Arch Capital Group	BM	USD	18,930	878,916	0.01
Sumitomo Mitsui Fin. Group 3.20% 17/09/2029	JP	USD	3,484,967	3,183,087	0.04	ANZ New Zealand Int'l 3.45% 21/01/2028 144A	NZ	USD	888,518	859,636	0.01
Mitsubishi UFJ Financial Group 3.195% 24/03/2027/2029	AU	USD	3,455,549	3,182,163	0.04	Chubb Ina Insurance 3.5% 03/05/2026	US	USD	858,901	853,384	0.01
MDGH GMTN 2.875% 21/05/2030 GMTN	AE	USD	3,409,777	3,179,617	0.04	W.R. Berkley	US	USD	12,605	849,296	0.01
Grupo Aval 3.375% 04/02/2030 Reg S	KY	USD	3,743,756	3,176,484	0.04	AerCap Ireland Capital DAC 3.30% 30/01/2032	IE	USD	1,018,485	848,400	0.01
Bupa Finance 4.00% VRN (Perpetual)	GB	GBP	3,096,903	3,154,195	0.04	Banco Santander 2.749% 05/12/2050	ES	EUR	987,243	816,402	0.01
Bank 8.375% VRN (Perpetual) Reg S	AXA	EUR	3,049,646	3,140,494	0.04	Bank of By Group	BE	EUR	2,895	812,252	0.01
AXA	FR	EUR	113,285	3,039,257	0.03	S&P Global	US	USD	2,102	806,360	0.01
Huorong Finance 2017 4.25% 07/11/2023 EMTN	VG	USD	3,269,656	2,979,474	0.03	PNC Group 3.50% 23/01/2024	US	USD	799,667	805,140	0.01
Agricultural Bank of China (H)	CN	HKD	7,878,380	2,964,357	0.03	Peart Holding Hk 2.00% 22/10/2025 Reg S	KY	USD	2,202,789	804,018	0.01
Lloyd Group 5.95% 29/01/2023	GB	USD	2,978,558	2,941,355	0.03	Bank of America 2.824% VRN 27/04/2035 EMTN	US	USD	1,231	795,307	0.01
Bank Mandiri Persero	ID	IDR	4,685,299	2,890,609	0.03	ING Group 0.125% VRN 29/11/2025	NL	EUR	780,839	787,599	0.01
Santander UK 4.00% 13/03/2024	GB	USD	2,823,514	2,857,457	0.03	SG Issuer 0.06% 10/03/2023	LU	USD	784,323	784,718	0.01
Deutsche Bank 4.625% VRN (Perpetual)	DE	EUR	3,096,903	2,833							

国	通貨	株数または額面	時価 (米ドル)	% Net Assets
RKPF Overseas 7.875% 01/02/2023	VG USD	2,917,952	2,642,205	0.03
China Evergrande Grp 8.75% 28/06/2025 (Defaulted)	KY USD	22,926,020	2,637,642	0.05
Yinma China Holdings 6.00% 30/04/2023	KY USD	5,231,225	2,614,245	0.05
Shimao Grp Holdings 3.45% 11/01/2031	KY USD	12,297,788	2,582,535	0.03
Times China 6.60% 02/03/2023	KY USD	4,207,661	2,526,701	0.03
RKPF Overseas 20.00 5.20% 12/01/2026	VG USD	3,455,509	2,514,175	0.03
RKPF Overseas 5.90% 05/03/2025	VG USD	3,271,366	2,510,773	0.03
Easy Tactc 11.75% 08/02/2022 (Defaulted)	VG USD	1,173,188	2,490,972	0.05
Sunac China Holdings 7.50% 01/02/2024	KY USD	9,786,188	2,375,511	0.03
Times China 6.75% 16/07/2023	KY USD	4,207,661	2,339,460	0.03
CH Holdings 5.50% 25/01/2023	KY USD	2,477,409	2,328,764	0.03
Jinfa Properties Grp 6.48% 28/05/2024	CN USD	7,048,532	2,326,015	0.03
MPT Finance 5.00% 15/10/2027	US USD	2,284,183	2,208,805	0.02
Times China Holdings 5.75% 14/01/2027	KY USD	5,437,955	2,190,137	0.02
Ronshine China Holdings 8.95% 22/01/2023	KY USD	7,862,976	2,044,574	0.02
Powerlong Real Estate Holdings 6.95% 23/07/2023	KY USD	4,174,165	1,992,728	0.02
KE Holdings ADR	CN USD	127,443	1,855,575	0.02
Kaiso Group Holdings 11.50% 30/01/2023 (Defaulted)	KY USD	8,885,788	1,846,022	0.02
Sunac China Holdings 6.50% 26/01/2026	KY USD	8,540,482	1,826,566	0.02
Yuzhou Group Holdings 8.30% 27/05/2025 (Defaulted)	US USD	15,358,584	1,806,748	0.02
Sunac China Holdings 6.00% 09/07/2023	KY USD	6,845,142	1,796,850	0.02
Powerlong Real Estate Holdings 4.90% 13/05/2026	KY USD	4,828,927	1,786,703	0.02
China Aoyuan Group 6.35% 08/02/2024 (Defaulted)	KY USD	7,927,914	1,765,961	0.02
Simon Property Group LP 2.45% 13/09/2029	US USD	1,974,485	1,734,294	0.02
KWG Group Holdings 7.40% 05/03/2024 EMTN	KY USD	4,105,767	1,685,544	0.02
Ascendas India Trust	SG SGD	1,813,557	1,650,013	0.02
Adler Group 3.25% 05/08/2025	LU EUR	2,027,323	1,630,249	0.02
China Aoyuan Group 8.50% 23/01/2022 (Defaulted)	KY USD	6,533,498	1,620,308	0.02
Alibaba 3.55% 15/03/2022	US USD	1,917,153	1,618,133	0.02
China Merchants Shekou Index	CN CNY	662,403	1,562,536	0.02
Simon Property Group 3.375% 15/04/2027	US USD	1,579,588	1,536,882	0.02
Poly Developments And Holdings	CN CNY	545,596	1,489,803	0.02
China Evergrande Grp 8.25% 23/03/2025 (Defaulted)	KY USD	11,718,790	1,464,849	0.02
MGM Growth Properties 6.625% 01/05/2024	US USD	1,436,552	1,456,748	0.02
Hongkong Land Holdings	HK USD	308,963	1,449,035	0.02
KWG Group Holdings 7.40% 13/01/2027	KY USD	4,050,747	1,407,859	0.02
Yongu Justice 10.25% 15/09/2022	HK USD	15,827,615	1,404,635	0.02
Simon Journey 11.50% 21/02/2022 (Defaulted)	VG USD	1,181,452	1,381,492	0.02
Easy Tactc 11.625% 03/09/2024	VG USD	6,445,741	1,365,274	0.02
Welltower REIT	US USD	14,150	1,318,173	0.01
Sunac China Holdings 5.95% 26/04/2024	KY USD	5,465,241	1,303,803	0.01
China Evergrande Grp 8.25% 23/03/2025 (Defaulted)	KY USD	10,413,584	1,301,698	0.01
Sunac China Holdings 7.95% 08/08/2022	KY USD	4,189,178	1,288,172	0.01
Langfor Group Holdings	CN HKD	256,177	1,270,968	0.01
Yongu Justice Interim 9.25% 15/04/2023 (Defaulted)	HK USD	13,557,162	1,268,001	0.01
Realty Holdings	SG SGD	2,707,844	1,259,147	0.01
Mapletree Industrial Trust REIT	SG SGD	651,650	1,229,191	0.01
China Everg. Grp 11.50% 22/01/2023 (Defaulted)	KY USD	9,954,612	1,194,553	0.01
Ronshine China Holdings 8.75% 25/10/2021	KY USD	3,601,058	1,195,812	0.01
Boston Properties REIT	US USD	6,666,166	1,162,197	0.01
Sunac China Holdings 7.25% 14/04/2022	KY USD	3,086,190	1,127,189	0.01
China Evergrande 12.00% 22/01/2024 (Defaulted)	KY USD	9,951,922	1,117,431	0.01
Rivianance Capital 8.80% 11/09/2023	VG USD	1,168,537	1,092,122	0.01
Simon Property Group Holdings 6.55% 13/01/2027 (Defaulted)	KY USD	7,780,466	1,089,265	0.01
Apartment Income REIT	US USD	8,677	1,061,258	0.01
Land & Houses	TH THB	3,761,577	1,048,026	0.01
Capitalland Investment Singapore	SG SGD	342,254	1,044,968	0.01
KWG Group Holdings 7.875% 01/09/2023	KY USD	2,201,975	1,037,130	0.01
Country Garden Holdings 4.80% 06/08/2030	KY USD	1,654,828	1,017,681	0.01
Easy Tactc 8.125% 11/07/2024	VG USD	4,605,319	1,015,170	0.01
Sunac China Holdings 10.50% 15/01/2025 (Defaulted)	KY USD	4,716,916	979,939	0.01
Sino-Ocean Land Treasure IV 2.70% 13/01/2025	VG USD	1,209,775	979,916	0.01
MPT Operating Partnerships 4.625% 01/08/2029	US USD	1,044,452	974,072	0.01
Yongu Justice Int 8.25% 25/11/2023 (Defaulted)	HK USD	10,581,478	958,522	0.01
China Evergrande Grp 9.50% 11/04/2022 (Defaulted)	KY USD	7,800,980	936,118	0.01
Kaiso Group Holdings 8.50% 30/06/2022 (Defaulted)	KY USD	4,543,436	924,066	0.01
Redsun Properties Group 7.30% 21/05/2024	US USD	4,596,701	879,340	0.01
Apartment Income REIT	US USD	16,996	861,675	0.01
Easy Tactc 9.125% 28/07/2022	VG USD	3,574,400	835,164	0.01
Kaiso Group Holdings 9.375% 30/04/2024 (Defaulted)	KY USD	3,899,947	810,214	0.01
Starwood Property Trust REIT	US USD	34,180	801,512	0.01
Sino-Ocean Land Treasure II 8.95% 04/02/2027	VG USD	969,991	800,248	0.01
Modernland O/S Pie 3.00% 30/04/2027 (Defaulted)	SG USD	1,737,488	796,291	0.01
Radianco Holdings 7.80% 20/03/2024	KY USD	1,108,849	776,195	0.01
Douglas Emmett REIT	US USD	25,619	775,735	0.01
DE MRE Deutsche Immobilien	DE EUR	757,528	764,607	0.01
Ronshine China Holdings 7.10% 25/10/2021	KY USD	4,524,701	757,887	0.01
Yuzhou Group Holdings 8.50% 26/02/2024 (Defaulted)	KY USD	5,452,046	749,656	0.01
Pakwong Jati	ID IDR	19,126,808	738,830	0.01
Powerlong Real Estate 6.25% 10/08/2024	US USD	1,751,664	735,699	0.01
JGC Ventures 3.00% 30/06/2025 (Defaulted)	SG USD	1,425,936	734,357	0.01
Crown Castle International 5.20% 15/02/2049	US USD	710,593	714,005	0.01
Yuzhou Grp Hds 5.375% VRN (Perpetual) (Defaulted)	KY USD	7,558,927	684,083	0.01
Lodges Developers International 11/08/2023	MU USD	653,381	660,732	0.01
Yinfa Mortgage Management REIT	US USD	99,619	650,153	0.01
Kaiso Grp Holdings 10.875% 25/07/2023 (Defaulted)	KY USD	2,981,842	634,587	0.01
Sunac China 6.65% 03/08/2024	KY USD	2,553,616	612,868	0.01
Kaiso Group Holdings 9.75% 28/09/2023 (Defaulted)	KY USD	2,752,469	574,578	0.01
Yongu Justice International 11/08/2023	US USD	6,045,153	526,591	0.01
Corestate Capital Holding 5.50% 15/04/2023	LU EUR	930,782	500,162	0.01
Shimao Group Holdings 5.60% 15/07/2026	KY USD	2,018,477	499,573	0.01
MPT Operating Partnerships 5.25% 01/09/2026	US USD	497,457	497,592	0.01
MGM Growth Properties 4.50% 01/09/2026	US USD	478,784	476,055	0.01
China Aoyuan Group 8.20% 24/03/2026 (Defaulted)	KY USD	2,067,082	454,758	0.01
Redsun Properties Group 7.50% 13/01/2025	KY USD	1,813,493	431,838	0.01
Ronshine China Holdings 6.75% 05/08/2024	KY USD	2,318,027	417,245	0.01
Yongu Justice International 7.50% 17/02/2025	HK USD	4,754,139	404,102	0.01
China Aoyuan Group 8.50% 02/02/2023 (Defaulted)	KY USD	1,685,591	400,695	0.01
Shimao Group Holdings 5.20% 16/01/2027	KY USD	1,634,828	384,185	0.01

国	通貨	株数または額面	時価 (米ドル)	% Net Assets
China Evergrande Grp 7.50% 28/06/2023 (Defaulted)	KY USD	2,917,952	3,196,987	0.00
Yongu Justice 7.50% 15/04/2024 (Defaulted)	HK USD	4,105,874	3,196,987	0.00
Land & Houses	TH THB	1,191,405	3,121,941	0.00
Kangaroo Pacific Oak US REIT	SG USD	456,469	3,034,994	0.00
Redco Properties Group 8.00% 23/03/2023 EMTN	KY USD	1,143,557	3,059,902	0.00
Macerich REIT	US USD	20,584	265,735	0.00
China Aoyuan Group 5.98% 18/08/2023 (Defaulted)	KY USD	1,181,456	259,916	0.00
Digital Core REIT	US USD	260,547	258,995	0.00
Robinson Land	PH PHP	688,294	252,086	0.00
China Merchants Commercial REIT	HK HKD	737,174	245,617	0.00
Supalai	TH THB	334,194	215,486	0.00
Jabuco International 6.50% 05/10/2023 Reg S	US USD	252,980	212,500	0.00
Gecina REIT	FR EUR	1,481	167,878	0.00
Scenery Journey 13.00% 06/11/2022 (Defaulted)	VG USD	1,389,655	160,503	0.00
Aroundtown	LU EUR	31,644	159,987	0.00
Redsun Properties Group 9.50% 20/09/2023	KY USD	626,684	151,971	0.00
KWG Group Holdings 6.00% 14/08/2026	KY USD	396,657	139,712	0.00
Easy Tactc 8.625% 27/02/2024	VG USD	635,578	136,456	0.00
Blackstone Property Partners 1.75% 12/03/2029 EMTN	LU EUR	139,771	130,238	0.00
Digital Realty Trust LP 3.60% 01/07/2029	US USD	127,755	120,641	0.00
Blackstone Prop Part EU 2.00% 20/10/2025 EMTN	LU GBP	55,829	62,161	0.00
Simon International Finance SCA 1.125% 19/03/2033	LU EUR	109,593	94,593	0.00
Ciputra Development	ID IDR	1,185,055	87,064	0.00
Hammerson 6.00% 23/02/2022	GB GBP	62,151	80,537	0.00
Blackstone Prop Part EU 2.00% 20/10/2025 EMTN	LU GBP	55,829	62,161	0.00
Inty Debenture 5.562% 31/12/2027 (Defaulted)	GB GBP	79,856	48,670	0.00
Easy Tactc 8.125% 27/02/2023	VG USD	217,977	46,320	0.00
Novovia 1.625% 01/09/2051 EMTN	DE EUR	62,151	42,939	0.00
Blackstone Prop Part EU 2.65% 20/10/2028 EMTN	LU GBP	11,552,191	42,826	0.00
Jingrui Holdings 14.50% 19/02/2023	KY USD	87,191	14,822	0.00
JGC Ventures Pte 0.00% 30/04/2025	SG USD	4,058	2,219	0.00
WV Carey REIT	US USD	1	85	0.00
Walden Income REIT	KY USD	1,464,849	75	0.00
WCI Properties REIT	US USD	3	77	0.00
SL Green Realty REIT	US USD	1	73	0.00
Medical Properties Trust REIT	US USD	3	63	0.00
CK Asset Holdings	HK HKD	4	28	0.00
Henderson Land Development	HK HKD	4	28	0.00
Daiwa House Industry	JP JPY	1	13	0.00
Japan Metropolitan Fund Invest REIT	JP JPY	1	11	0.00
Nomura Real Estate Master Fund REIT	JP JPY	1	10	0.00
China Aoyuan Property Group	CN HKD	1,563,657	10	0.00
		436,497,621	4.92	

負債

US Treasury 2.25% 15/02/2052	US USD	98,656,200	84,944,530	0.96
US Treasury 1.875% 15/02/2032	US USD	80,016,441	73,052,510	0.82
US Treasury 1.125% 31/10/2026	US USD	46,086,455	42,543,559	0.48
US Treasury 1.875% 01/11/2031	US USD	49,303,804	42,403,820	0.46
US Treasury Bond 0.25% 15/06/2024	US USD	42,971,588	40,755,865	0.46
Nota Do Tesouro 10.00% 01/01/2031	BR BRL	185,249,944	34,540,811	0.39
US Treasury Note/Bond 2.375% 31/03/2029	US USD	23,404,790	22,565,880	0.25
Canada 8.00% 07/11/2024	CA USD	494,864,441	21,406,240	0.24
US Treasury 1.50% 31/01/2027	US USD	19,434,395	19,181,657	0.21
Ecuador 1.00% 31/07/2035 Reg S	EC USD	22,472,162	14,039,708	0.16
US Treasury 0.75% 15/11/2024	US USD	13,476,257	12,782,440	0.14
Hong Kong 2.24% 27/08/2029	US USD	96,339,713	11,928,262	0.13
Romania 6.24% 26/05/2030 Reg S	RO EUR	11,552,786	11,129,118	0.13
US Treasury 2.875% 31/10/2023**	US USD	10,397,834	10,449,011	0.12
US Treasury 0.50% 31/03/2025	US USD	10,276,516	9,959,295	0.11
Uganda 17.50% 01/11/2040	US USD	96,339,713	9,434,546	0.11
Brazil 10.00% 01/07/2023	BR BRL	46,547,535	9,266,820	0.10
Pakistan 7.375% 08/04/2031 Reg S	PK USD	9,387,803	7,219,220	0.08
Sri Lanka 7.85% 14/05/2029 Reg S (Defaulted)	LK USD	16,218,270	6,988,777	0.08
Israel 1.00% 31/03/2030	IL ILS	22,181,357	6,078,487	0.07
Egypt 8.875% 29/05/2050 Reg S	AR USD	20,499,441	5,888,464	0.07
Egypt 5.80% 30/09/2027 Reg S	EG USD	7,144,199	5,868,002	0.07
Pakistan 6.00% 08/04/2026 Reg S	PK USD	7,054,703	5,787,679	0.07
Mexico 7.75% 29/05/2031	MX MXN	127,785,095	5,765,316	0.06
India 8.75% 29/05/2050 Reg S	IN USD	7,705,490	5,698,826	0.06
Egypt 16.10% 07/05/2029	EG USD	10,477,533	5,599,713	0.06
Indonesia 4.30% 31/03/2052	ID USD	6,119,707	5,595,327	0.06
Turkey 8.60% 24/09/2027	TR USD	5,496,306	5,571,389	0.06
Sri Lanka 7.50% 29/05/2030 Reg S (Defaulted)	LK USD	12,334,751	5,303,954	0.06
Chile 4.00% 01/03/2023	CL CLP	43,441,939	4,943,360	0.06
Egypt 7.30% 30/09/2033 Reg S	EG USD	6,441,223	4,837,526	0.05
Colombia				

国コード	通貨	株数または額面額	時価 (米ドル)	% Net Assets	国コード	通貨	株数または額面額	時価 (米ドル)	% Net Assets	
Abu Dhabi 2.125% 30/09/2024 Reg S	AE USD	3,364,313	3,280,236	0.04	Indonesia 9.00% 15/03/2029	ID	IDR	13,653,884,950	1,051,758	0.01
Romania 4.00% 14/02/2051 Reg S	RO USD	4,228,123	3,278,773	0.04	Colombia Republic 5.20% 15/05/2049	CO	USD	1,365,911	1,041,687	0.01
Qatar 3.75% 14/02/2024 Reg S	QA USD	3,182,458	3,199,580	0.04	Indonesia 6.25% 7/12/15/06/2042	ID	USD	15,329,589,012	1,041,077	0.01
Nigeria 6.125% 28/09/2028 Reg S	NG USD	3,673,530	3,152,726	0.04	Nigeria 7.625% 28/11/04/2047	NG	USD	4,532,253	1,040,021	0.01
Morocco 5.50% 11/12/2042/2043 Reg S	MA USD	3,546,168	3,118,039	0.04	Mongolia 5.125% 07/04/2026 Reg S	MN	USD	1,082,036	1,019,603	0.01
Czech Republic 1.20% 15/03/2031	CZ CZK	93,218,796	3,109,158	0.04	Romania 5.00% 12/02/2029	RO	RON	5,331,221	1,014,677	0.01
Peruvian 6.55% 14/03/2035	PE USD	2,609,616	3,011,640	0.03	Indonesia 7.50% 15/04/2040	ID	IDR	11,778,011,176	971,788	0.01
Panama 3.298% 19/01/2033	PA USD	4,071,133	3,010,441	0.03	Gerry 1.08% 05/08/2052	DE	EUR	1,281,224	958,424	0.02
Philippine 5.00% 13/01/2037	PH USD	2,982,398	2,985,060	0.03	Indonesia 7.75% 17/01/2038 Reg S	ID	USD	1,156,326	909,055	0.01
Brazil 10.00% 01/01/2025	BR BRL	14,895,147	2,972,554	0.03	Chile 3.10% 22/01/2061	CL	USD	1,300,262	908,324	0.01
Argentina 0.50% 09/07/2030	AR USD	9,130,892	2,905,715	0.03	Pakistan 8.25% 30/09/2025 Reg S	PK	USD	990,270	845,465	0.01
Nigeria 6.20% 11/05/2027 Reg S (Defaulted)	NG USD	6,373,133	2,842,879	0.03	Salvador 5.80% 07/07/2052 Reg S	SV	USD	2,041,191	839,197	0.01
Egypt 8.75% 30/09/2051 Reg S	EG USD	3,776,453	2,781,358	0.03	Mexico 8.50% 31/05/2029	MX	MXN	16,694,978	796,790	0.01
Ghana 7.625% 16/05/2029 Reg S	GH USD	4,359,542	2,757,672	0.03	Nigeria 6.50% 28/11/2027 Reg S	NG	USD	882,807	785,919	0.01
Mexico 5.75% 05/03/2026	MX MXN	62,276,126	2,736,073	0.03	Lebanon 6.65% 26/02/2030 GMTN (Defaulted)	LB	USD	6,518,462	782,215	0.01
Nigeria 7.375% 28/09/2033 Reg S	NG USD	3,370,580	2,703,555	0.03	South Africa 4.85% 27/09/2027	ZA	USD	809,254	775,981	0.01
Costa Rica 4.25% 24/01/2033 Reg S	CR USD	2,664,172	2,683,109	0.03	Romania 3.65% 24/09/2051	RO	RON	4,530,607	759,763	0.01
Philippine 4.20% 21/01/2024	PH USD	2,636,894	2,682,733	0.03	Indonesia 8.75% 15/05/2031	ID	USD	9,657,020,446	737,977	0.01
Ghana 8.125% 24/03/2032 Reg S	GH USD	4,240,276	2,620,893	0.03	Romanian 3.75% 07/02/2034 Reg S	RO	EUR	822,863	733,380	0.01
Romanian 4.875% 22/01/2033 Reg S	RO USD	2,555,060	2,615,589	0.03	Nigeria 8.75% 16/02/2052 Reg S	NG	USD	871,908	734,496	0.01
Sri Lanka 6.85% 14/05/2024 Reg S (Defaulted)	LK USD	6,027,233	2,606,778	0.03	Georgia 2.75% 22/04/2026 Reg S	GE	USD	840,500	724,119	0.01
Nigeria 8.25% 28/09/2051 Reg S	NG USD	3,416,573	2,595,912	0.03	Ghana 7.00% 07/04/2029 Reg S	GH	USD	1,068,088	681,686	0.01
Croatia 5.50% 04/04/2023 Reg S	HR USD	2,527,781	2,585,713	0.03	Germany 0.94% 15/02/2032	DE	EUR	707,847	680,692	0.01
Republic of South Africa 4.85% 30/09/2029	ZA USD	2,173,285	2,556,276	0.03	Lebanon 6.75% 19/11/2027 (Defaulted)	LB	USD	5,557,525	678,018	0.01
Abu Dhabi 3.125% 05/05/2026 Reg S	AE USD	2,536,874	2,525,854	0.03	Hungary 6.378% 24/02/2031 Reg S	HU	USD	4,359,542	675,729	0.01
South Africa 4.875% 14/04/2026	ZA USD	2,545,767	2,515,988	0.03	Romania 3.25% 24/06/2026	RO	RON	3,599,661	674,685	0.01
Chile 2.75% 31/01/2027	CL USD	2,636,894	2,501,569	0.03	Sri Lanka 6.85% 03/11/2025 Reg S (Defaulted)	LK	USD	1,551,289	670,970	0.01
Indonesia 7.50% 15/03/2035	ID IDR	35,875,974,642	2,479,178	0.03	Sri Lanka 6.35% 28/06/2024 Reg S (Defaulted)	LK	USD	1,512,866	654,314	0.01
Kenya 1.15% 15/06/2033 Reg S	KE USD	2,195,265	2,472,265	0.03	Nigeria 8.75% 24/03/2029 Reg S	NG	USD	680,077	649,397	0.01
Kenya 11.75% 08/10/2035	KE KES	289,195,403	2,426,160	0.03	Zambia 14.00% 05/12/2031	ZM	ZMW	17,669,561	639,393	0.01
Dominican Republic 6.40% 05/04/2026 Reg S	DO USD	2,836,934	2,420,843	0.03	Qatar 4.50% 23/04/2028 Reg S	QA	USD	5,917,028	622,764	0.01
Canadian Government Bond 2.25% 01/06/2025	CA CAD	3,123,355	2,413,003	0.03	Romania 4.15% 24/11/2030	RO	RON	3,532,597	617,114	0.01
Egypt 3.00% 31/07/2033 Reg S	EG USD	9,935,784	2,402,198	0.03	Turkey 12.40% 01/07/2035	TR	TRY	111,340	618,844	0.01
Panama 9.375% 01/11/2029	PA USD	1,873,104	2,394,397	0.03	Czech Republic 0.05% 29/11/2029	CZ	CZK	19,363,691	602,297	0.01
Zambia 13.00% 25/01/2031	ZM ZMW	68,498,845	2,380,464	0.03	Lebanon 8.20% 17/05/2033 (Defaulted)	LB	USD	5,667,404	602,162	0.01
Serbia 3.125% 15/05/2027 Reg S	RS EUR	2,495,838	2,366,419	0.03	Mexico 7.75% 23/11/2034	MX	MXN	13,616,647	598,674	0.01
Egypt 7.40% 01/03/2029 Reg S	EG USD	2,759,590	2,353,240	0.03	Romania 2.625% 02/12/2040 Reg S	RO	EUR	839,212	590,472	0.01
Kenya 8.75% 21/01/2033	KE USD	1,734,713	2,318,121	0.03	Turkey 10.40% 11/02/2029	TR	TRY	11,003,790	585,761	0.01
Serbia International Bond 2.05% 23/09/2036 Reg S	RS EUR	3,545,948	2,303,589	0.03	Argentina 2.50% 09/07/2041	AR	USD	1,634,828	550,937	0.01
Indonesia 8.375% 15/03/2034	ID IDR	30,038,546,889	2,255,171	0.03	Indonesia 10.50% 15/08/2030	ID	IDR	6,516,626,908	547,550	0.01
Indonesia 7.75% 15/04/2031	ID IDR	31,031,556,704	2,241,674	0.03	Abu Dhabi 4.125% 11/10/2047 Reg S	AE	USD	354,657	545,682	0.01
New Zealand Government Bond 0.50% 15/05/2024	NZ NZD	3,600,345	2,204,135	0.02	Hungary 5.25% 08/08/2024	HU	USD	518,286	534,984	0.01
Indonesia 7.50% 15/03/2035	ID IDR	30,410,925,570	2,154,424	0.02	Bolivia 4.50% 20/03/2028 Reg S	BO	USD	591,028	509,939	0.01
Indonesia 6.625% 15/05/2033	ID IDR	31,962,305,405	2,113,327	0.02	Dominican Republic Bond 9.75% 05/06/2026 Reg S	DO	DOP	27,369,833	504,639	0.01
Perusahaan Penerbitan 4.55% 29/03/2026 Reg S	ID USD	2,045,866	2,102,250	0.02	Serbia 4.50% 11/01/2026	RS	USD	57,408,580	499,466	0.01
Sri Lanka 6.50% 06/04/2024 Reg S (Defaulted)	LK USD	2,409,571	2,072,645	0.02	Mexico 7.50% 03/08/2027	MX	USD	10,812,917	498,441	0.01
Indonesia 8.375% 15/04/2039	ID IDR	27,053,511,134	2,057,246	0.02	Lebanon 6.20% 24/02/2025 GMTN (Defaulted)	LB	USD	4,118,182	492,740	0.01
Panama 4.30% 29/04/2053	PA USD	2,409,576	2,034,698	0.02	Costa Rica 6.125% 19/02/2031 Reg S	CR	USD	491,008	489,473	0.01
Costa Rica 7.15% 12/03/2045 Reg S	CR USD	2,091,330	2,031,149	0.02	Jamaica 6.75% 28/04/2024	JM	USD	436,451	473,037	0.01
Uzbekistan 5.90% 19/10/2031 Reg S	UZ USD	2,452,242	2,001,149	0.02	Turkey 8.00% 12/03/2025	TR	TRY	5,565,926	472,714	0.01
Zambia 8.75% 20/01/2029 Reg S (Defaulted)	ZM USD	2,705,233	1,951,897	0.02	Romania 4.625% 03/04/2049 Reg S	RO	EUR	534,044	470,180	0.01
Romania 4.85% 22/04/2026	RO RON	9,433,593	1,883,866	0.02	Sri Lanka 6.75% 18/04/2028 Reg S (Defaulted)	LK	USD	1,089,885	468,651	0.01
Brazilian 2.625% 05/01/2023	BR USD	1,864,011	1,868,019	0.02	Nigeria 7.143% 23/02/2030 Reg S	NG	USD	544,945	467,245	0.01
Ghana 6.375% 11/02/2027 Reg S	GH USD	2,735,433	1,861,167	0.02	China 2.50% 26/10/2051 Reg S	CN	USD	597,028	456,569	0.01
Indonesia 8.55% 31/03/2032	ID IDR	1,912,967	1,808,515	0.02	Panama 8.875% 30/09/2027	PA	USD	354,617	452,070	0.01
Indonesia 7.00% 15/09/2030	ID IDR	26,190,635,858	1,802,018	0.02	Serbia 4.50% 20/08/2052	RS	USD	53,405,029	426,070	0.01
Czech Republic 1.00% 26/06/2026	CZ CZK	48,347,165	1,784,777	0.02	Chile 3.10% 07/05/2041	CL	USD	536,472	425,025	0.02
Australia 1.75% 21/06/2051	AU USD	3,643,801	1,775,896	0.02	Philippine 6.375% 23/10/2034	PH	USD	363,710	421,685	0.02
Uzbekistan 5.375% 20/02/2029 Reg S	UZ USD	1,791,269	1,725,225	0.02	Mongolia 5.25% 01/05/2035 Reg S	MN	USD	409,173	407,968	0.02
Indonesia 6.50% 15/02/2031	ID IDR	25,787,223,621	1,720,783	0.02	Brazil 3.875% 12/06/2030	BR	USD	454,637	402,390	0.02
Czech Republic Gov't Bond 0.25% 10/02/2027	CZ CZK	48,719,544	1,706,911	0.02	Indonesia 6.250% 15/06/2036	ID	IDR	6,020,122,001	392,929	0.02
Egypt 7.05% 15/01/2032 Reg S	EG USD	2,179,771	1,684,902	0.02	Australia 3.00% 21/03/2047	AU	AUD	598,360	391,076	0.02
Serbia 1.00% 23/09/2028 Reg S	RS EUR	2,087,131	1,682,475	0.02	Czech Republic 1.50% 24/04/2040	CZ	CZK	13,653,885	389,298	0.02
Colombia 2.625% 15/03/2039	CO USD	1,682,157	1,645,989	0.02	Guatemala 6.125% 01/06/2050 Reg S	GT	USD	399,988	377,098	0.02
Indonesia 7.50% 15/08/2032	ID IDR	23,552,951,538	1,645,570	0.02	Indonesia 8.50% 12/10/2035 Reg S	ID	USD	281,875	377,008	0.02
Indonesia 8.25% 15/05/2029	ID IDR	22,094,468,373	1,639,617	0.02	Mexico 6.75% 27/09/2034 MTNA	MX	USD	327,339	376,435	0.02
Thailand 1.585% 17/12/2035	TH THB	68,765,930	1,638,252	0.02	Australia 1.50% 21/06/2031	AU	AUD	606,847	375,578	0.02
Zambia 15.00% 27/12/2031	ZM ZMW	47,167,766	1,605,988	0.02	Qatar 5.10% 23/04/2048 Reg S	QA	USD	327,339	364,615	0.02
US Treasury 1.125% 15/08/2040	US USD	1,125,794	1,548,719	0.02	Indonesia 6.625% 11/02/2037 Reg S	ID	USD	318,246	364,513	0.02
Brazilian 4.50% 30/05/2029	BR USD	1,591,229	1,510,872	0.02	China 3.50% 19/10/2028	CN	USD	354,617	362,126	0.02
Romania 2.75% 14/04/2034 Reg S	RO EUR	2,070,782	1,466,050	0.02	Serbia 8.875% 08/02/2028	RS	USD	39,348,014	356,658	0.02
Ghana 8.75% 16/05/2029 Reg S	GH USD	2,070,782	1,457,313	0.02	Kenya 8.25% 28/09/2028 Reg S	KE	USD	463,201	356,531	0.02
Czech Republic 2.00% 13/10/2033	CZ CZK	42,202,917	1,447,432	0.02	Chile 3.24% 06/02/2028	CL	USD	363,710	348,574	0.02
Argentina 0.125% 09/07/2030	AR EUR	4,397,906	1,436,651	0.02	Morocco 4.00% 15/12/2050 Reg S	MA	USD	500,101	347,164	0.02
El Salvador 8.625% 28/02/2029 Reg S	SV USD	3,509,431	1,434,321	0.02	Paraguay 5.60% 13/03/2048 Reg S	PY	USD	372,802	339,612	0.02
Hungary 5.50% 24/02/2027	HU USD	1,536,464	1,407,078	0.02	Indonesia 1.25% 05/08/2039 Reg S	ID	USD	485,465	322,500	0.02
Ghana 8.95% 26/03/2051 Reg S	GH USD	2,997,997	1,395,476	0						

国コード	通貨	株数または額 面価値	時価 (米ドル)	% Net Assets
Romanian 3.00% 14/02/2031 Reg S	RO	USD	265,689	225,456 0.00
Venezuela 7.00% 31/03/2038 (Defaulted)	VE	USD	2,615,725	223,644 0.00
Turkey 12.40% 08/03/2028	TR	TRY	4,288,560	217,611 0.00
Lebanon 7.25% 05/20/2037 (Defaulted)	LB	USD	1,992,862	216,488 0.00
Qatar 5.75% 20/01/2042 Reg S	QA	USD	181,855	215,769 0.00
Turkey 6.57% 14/10/2025	TR	USD	218,226	209,953 0.00
Turkey 6.00% 14/01/2041	TR	USD	265,689	200,006 0.00
Turkey 7.15% 20/11/2031 GMTN (Defaulted)	LB	USD	1,634,828	198,223 0.00
Lebanon 6.375% 09/05/2020 GMTN (Defaulted)	LB	USD	1,645,727	197,487 0.00
Turkey 6.625% 17/02/2045	TR	USD	245,504	196,163 0.00
Hungary 3.125% 21/09/2051 Reg S	HU	USD	177,921	193,162 0.00
Vietnam 4.8% 19/11/2024 Reg S	VN	USD	181,855	186,405 0.00
Ghana 7.875% 11/02/2035 Reg S	GH	USD	309,153	182,818 0.00
Hungary 5.75% 22/11/2023	HU	USD	172,762	178,575 0.00
Ivory Coast Govmt Intl Bond 5.75% 31/12/2032 Reg S	CI	USD	158,296	151,594 0.00
Dominican Republic Bond 6.50% 15/02/2048 Reg S	DO	USD	163,669	142,004 0.00
Ghana 8.75% 11/03/2061 Reg S	GH	USD	218,226	126,656 0.00
Lebanon 6.40% 26/05/2025 GMTN (Defaulted)	LB	USD	910,054	108,069 0.00
Romanian Govmt Intl Bond 5.125% 15/06/2048 Reg S	RO	USD	118,206	107,661 0.00
Lebanon 6.65% 22/04/2024 (Defaulted)	LB	USD	757,470	95,760 0.00
Lebanon 6.15% 19/06/2020 GMTN (Defaulted)	LB	USD	792,920	49,658 0.00
Venezuela 9.00% 07/05/2025 (Defaulted)	VE	USD	1,089,885	93,185 0.00
Lebanon 6.10% 04/10/2022 EMTN (Defaulted)	LB	USD	621,235	76,073 0.00
Lebanon 6.25% 04/11/2024 GMTN (Defaulted)	LB	USD	528,594	64,407 0.00
Lebanon 8.25% 12/04/2021 Reg S (Defaulted)	LB	USD	501,547	62,942 0.00
Lebanon 6.00% 27/01/2025 (Defaulted)	LB	USD	468,651	57,410 0.00
Argentina 0.500% 09/07/2029	AR	EUR	173,197	57,370 0.00
Lebanon 6.65% 03/11/2028 GMTN (Defaulted)	LB	USD	345,314	41,181 0.00
			895,057,593	10.09

グローバル債券型ファンド

Greencoat UK Wind Funds	GB	GBP	66,155,685	132,932,132 1.50
Hcl Infrastructure	GB	GBP	35,945,324	79,952,124 0.90
GCP Infrastructure Investments	GB	GBP	51,248,233	76,122,091 0.86
International Public Partnerships	GB	GBP	28,687,249	60,203,219 0.68
Sequoia Economic Infrastructure Income Fund	GB	GBP	39,994,997	49,605,549 0.56
Ares Capital	US	USD	1,644,697	34,193,251 0.39
Owl Rock Capital	US	USD	2,190,674	31,580,586 0.36
Sixth Street Specialty Lending	US	USD	1,212,561	27,440,255 0.31
Blackstone GSO Loan Financing	GB	EUR	32,813,168	26,797,079 0.30
TwentyFour Income Fund	GB	GBP	18,153,050	24,636,993 0.28
Fair Oaks Income	GB	USD	36,825,565	23,200,106 0.26
CVX Credit Partners European Opportunities	GB	GBP	17,028,261	21,826,536 0.25
Tulio Oceanic Assets	GB	USD	11,945,899	16,435,611 0.19
Standard European Real Estate Finance	GB	GBP	12,114,633	14,584,452 0.16
			619,728,028	6.99

オープン・エン・ユーティリティ型ファンド

Fidelity IIF - The US Dollar Fund - A-ACC-USD	IE	USD	8,597	156,275,619 1.76
Fidelity IIF - The Euro Fund - A-ACC-EUR	IE	EUR	7,282	104,707,267 1.18
Fair Oaks Growth Income Fund	IE	EUR	34,939	56,695,963 0.64
Neuberger BERAM CLO Income Fund	IE	USD	984,583	9,391,018 0.11
			307,069,767	3.46

エクイティ・リンク債

HSBC (China) S Public & Med (A) ELN 23/11/2022	CN	USD	208,726	304,654 0.00
HSBC (China) NII Accord Med (A) ELN 29/09/2022	CN	USD	59,252	256,661 0.00
HSBC (China) Med (A) ELN 24/02/2025	CN	USD	3,031	2,675 0.00
			563,990	0.01

コミュニケーション・サービス

Verizon Communications (US)	US	USD	352,079	16,579,381 0.19
KDDI	JP	JPY	485,050	16,067,230 0.18
CAS Capital 4.00% VRN (Perpetual)	VG	USD	13,304,360	12,472,837 0.14
Hellenic Telecommunications Organization	GR	EUR	6,597,672	12,402,594 0.14
SoftBank Group 5.25% 06/07/2031	JP	USD	10,097,566	9,311,289 0.10
Elisa (A)	FI	EUR	142,988	8,401,564 0.09
HKT Mobile	HK	HKD	948,640	6,133,586 0.07
HKT Trust and HKT	HK	HKD	4,507,642	4,175,528 0.07
SoftBank Group 4.625% 06/07/2028	JP	USD	7,023,050	6,066,142 0.07
SoftBank Group 5.25% 06/07/2031	JP	USD	6,871,180	5,939,530 0.07
Cellnex Telecom 0.75% 20/11/2031	ES	EUR	6,626,080	5,895,851 0.07
SoftBank Group 5.125% 19/09/2027	JP	USD	5,775,137	5,305,903 0.06
Softbank	JP	JPY	435,411	5,090,476 0.06
Vodafone Group 6.25% VRN 03/10/2078	GB	USD	4,964,800	5,032,719 0.06
Alice France 5.50% 15/10/2029 144A	FR	USD	4,394,472	3,784,739 0.04
Telecom Italia	IT	EUR	1,265,784	3,632,395 0.04
Lorca Telecom 4.00% 18/09/2027 Reg S	ES	EUR	3,743,411	3,622,821 0.04
T-Mobile USA 3.875% 15/04/2030	US	USD	3,504,711	3,324,854 0.04
Fast E-Net Telecommunications	TW	USD	1,065,265	2,994,003 0.03
Infrastruttura Wireless Italiana	IT	EUR	275,611	2,956,533 0.04
Telecom Indonesia Persero	SG	SGD	4,024,565	2,910,224 0.03
Iliad Holding 5.125% 15/10/2026 Reg S	FR	EUR	2,768,820	2,829,896 0.03
Pineview Finance 5.25% 30/09/2025 Reg S	GB	GBP	2,303,954	2,770,044 0.03
Alice France 5.875% 01/02/2027 Reg S	FR	EUR	2,579,491	2,729,604 0.03
Telecom Italia Finance 7.75% 24/01/2035 EMTN	LU	EUR	2,222,142	2,637,167 0.03
LG Uplus	KR	KRW	235,921	2,620,068 0.03
WP/AP Telecom Holdings III 5.50% 15/01/2030 Reg S	NL	EUR	2,716,655	2,536,992 0.03
HKN	HK	HKD	2,085,725	2,432,442 0.03
Indosat Indonesia Persero	ID	EUR	6,992,278	2,330,922 0.03
Bharti Airtel 1.50% 17/02/2025 Reg S	IN	USD	1,481,905	2,002,217 0.02
Iliad Holding 5.625% 15/10/2028 Reg S	FR	EUR	1,381,983	1,388,177 0.02
Nippon Telegraph & Telephone	JP	JPY	46,353	1,379,257 0.02
Telecom Italia 5.875% 19/05/2025 EMTN	IT	GBP	1,060,540	1,359,007 0.02
Netflix 3.625% 15/04/2030 Reg S	US	EUR	1,189,081	1,322,299 0.01
Verizon Communications 2.55% 21/03/2031	US	USD	1,332,778	1,157,544 0.01
KT	KR	KRW	39,637	1,124,080 0.01

国コード	通貨	株数または額 面価値	時価 (米ドル)	% Net Assets
AT&T 4.375% 14/09/2029	US	GBP	793,570	1,054,299 0.01
SoftBank Group 6.25% 15/04/2028	JP	USD	1,027,728	980,196 0.01
Telecom Italia 2.375% 12/10/2027 EMTN	CN	USD	945,849	890,275 0.01
YOJYI ADR	US	USD	253,859	872,295 0.01
Vodafone Group 3.00% VRN 27/08/2080	GB	EUR	924,185	850,479 0.01
Telecom Italia 5.625% 19/01/2024 EMTN	KY	USD	757,528	795,381 0.01
IHS Holding 5.625% 29/11/2026 Reg S	IT	USD	779,268	744,006 0.01
Singapore Telecommunications	SG	USD	68,148	728,050 0.01
Telefonica Europe 3.00% VRN (Perpetual)	NL	EUR	609,022	641,757 0.01
Vodafone Group 4.20% VRN 03/10/2078	GB	EUR	605,646	629,521 0.01
Alice France 5.50% 15/10/2028 144A	FR	EUR	669,340	592,138 0.01
Singapore Telecommunications	SG	USD	271,702	545,445 0.01
Sarana Menara Nusantara	ID	IDR	6,097,785	424,973 0.00
Orange	FR	EUR	30,501	363,763 0.00
NOS SGPS	PT	EUR	80,068	339,541 0.00
Convergence ICT Solutions	PH	PHP	516,003	284,664 0.00
Verizon Communications 4.812% 15/03/2039	US	USD	229,982	227,560 0.00
T-Mobile USA 4.375% 15/04/2040	US	USD	229,159	211,545 0.00
T-Mobile USA 4.50% 15/04/2050	US	USD	229,159	209,895 0.00
CK Hutchison Group Telecom 1.50% 17/10/2051	US	EUR	199,506	183,256 0.00
America Movil 6.125% 30/03/2040	MX	USD	138,114	158,050 0.00
Telefonica Emisiones 5.445% 08/10/2029 EMTN	ES	GBP	103,585	146,545 0.00
Telefonica Emisiones 5.52% 01/03/2049	ES	USD	138,114	138,941 0.00
T-Mobile USA 5.30% 10/02/2051	US	USD	138,114	104,223 0.00
AT&T 4.80% 15/05/2035	US	USD	62,151	61,337 0.00
Warner Music Group	US	USD	3	91 0.00
Unicom	NO	NOK	3	44 0.00
Tele2 (B)	SE	SEK	3	37 0.00
Technicolor 0.00% (Perpetual) (Defaulted)*	FR	EUR	459,016	5 0.00
Intelsat Jackson Holdings RTS 31/12/2049	LU	USD	1,738	0 0.00
Intelsat Jackson Hids RTS 31/12/2049	LU	USD	1,738	0 0.00
			186,887,617	2.11

その他の市場で取引される証券

エネルギー

Petroleos Mexicanos 6.70% 16/02/2032	MX	USD	5,559,070	4,838,920 0.05
SierraCol Energy 6.00% 15/04/2028 Reg S	FR	USD	3,945,885	3,483,677 0.04
Total Capital 3.883% 11/10/2028	FR	USD	3,208,539	3,188,120 0.04
Petrolina 9.75% 15/11/2026 144A	GB	USD	3,396,524	3,181,745 0.04
AI Conductor 5.75% 15/04/2033 Reg S	ES	USD	3,792,801	3,178,481 0.04
TechnipFMC 6.50% 01/02/2026 144A	GB	USD	3,048,865	3,158,990 0.04
MC Brazil Downstream 7.25% 30/06/2031 Reg S	LU	USD	2,959,039	2,579,394 0.03
Enquest 7.00% 15/10/2025 EMTN	GB	USD	2,464,586	2,388,994 0.03
Oil and Gas Holdings 8.375% 07/11/2028 Reg S	BH	USD	2,282,237	2,294,248 0.03
Vallourec 8.50% 30/04/2026	FR	EUR	2,016,754	2,137,214 0.02
FEL Energy VI 5.75% 01/12/2040 Reg S	LU	USD	2,455,335	2,135,761 0.02
Vallourec 8.50% 30/06/2026 Reg S	FR	EUR	1,835,503	1,945,138 0.02
Nostrum O&G 8.00% 25/07/2022 Reg S (Defaulted)	NL	USD	3,600,422	1,705,274 0.02
CPG Holdco 5.50% 06/07/2031	US	USD	1,614,460	1,500,911 0.02
Crestwood Midstream Fin. 6.00% 01/02/2029 144A	US	USD	1,463,164	1,423,746 0.02
NGL Energy Operating 7.50% 01/02/2026 144A	US	USD	1,491,412	1,402,323 0.02
DCP Midstream Oper. 5.375% 15/07/2025	US	USD	1,381,292	1,389,973 0.02
MC Braci 1.25% 30/04/2031 144A	LU	EUR	5,494,664	1,302,985 0.01
Cheniere Energy 4.625% 15/10/2028	US	USD	1,331,019	1,294,177 0.01
Woodside Finance 3.65% 05/03/2025 144A	AU	USD	1,293,288	1,281,397 0.01
Oil and Gas Holding 7.50% 25/10/2027 Reg S	BH	USD	1,182,056	1,246,867 0.01
Tullow Oil 1.00% 01/03/2025 Reg S	GB	USD	1,508,685	1,232,653 0.01
Tengzhewoil Finance 2.625% 15/08/2025 Reg S	BM	USD	1,312,388	1,169,994 0.01
Bulgarian Energy Holding 2.45% 22/07/2027	GB	EUR	1,340,559	1,132,781 0.01
EG Global Finance 6.75% 07/02/2025 144A	GB	USD	1,145,251	1,118,029 0.01
Petrolina 9.75% 15/11/2026 Reg S	GB	USD	1,179,041	1,104,485 0.01
PBF Holding 9.25% 15/05/2028 144A	US	USD	1,060,028	1,097,770 0.01
Harvest Midstream 7.50% 01/09/2028 144A	US	USD	971,951	988,241 0.01
Citgo Petroleum 7.00% 15/06/2025 144A	US	USD	965,707	960,802 0.01
Hess Midstream Ops 5.125% 15/06/2028 144A	US	USD	915,455	887,024 0.01
Antero Midstream Partners 5.50% 01/03/2027 144A	US	USD	888,144	878,517 0.01
New Fortress 6.75% 15/09/2025 144A	US	USD	848,793	870,968 0.0

国コード	通貨	株数または額 面額額	時価 (米ドル)	% Net Assets
Alice France Holding 10.50% 15/05/2027 Reg S	LU	USD	663,116	673,036 0.01
CCO Holdings Capital 4.25% 15/10/2034 144A	US	USD	817,284	649,606 0.01
DuPont Fin. North America 2.15% 10/02/2029 144A	US	USD	641,708	641,708 0.01
DuPont Fin. North America 5.10% 15/08/2029 144A	US	USD	691,070	643,019 0.01
Royal Caribbean Cruises 9.125% 15/06/2023 144A	LR	USD	610,928	630,053 0.01
Sirius XM Radio 5.00% 01/08/2027 144A	US	USD	652,952	611,631 0.01
CS Carnival 10.50% 01/05/2023 144A	US	USD	553,474	608,119 0.01
PodFinance Finance 2.15% 15/02/2029 144A	US	USD	549,511	604,144 0.01
Thor Industries 4.00% 15/10/2029 144A	US	USD	694,237	587,574 0.01
Taylor Morrison Comm. 5.875% 15/04/2023 144A	SU	USD	582,680	587,178 0.01
Magiic Merge 7.875% 01/05/2029 144A	US	USD	737,806	586,703 0.01
Hilton Domestic Operating 5.75% 01/05/2025 144A	US	USD	549,752	582,749 0.01
Univision Communications 4.50% 01/05/2029 144A	US	USD	641,092	576,008 0.01
Boyd Gaming 4.75% 01/12/2027	US	USD	602,310	573,291 0.01
Academy 6.00% 15/11/2027 144A	US	USD	565,923	565,812 0.01
Burger King 5.875% 15/01/2028 144A	CA	USD	609,492	561,638 0.01
Ferfita Entertainment 4.625% 15/01/2029 144A	US	USD	612,365	560,280 0.01
Hilton Domestic Operating 4.875% 15/01/2030	US	USD	574,541	556,673 0.01
Aramark Services 6.375% 01/05/2025 144A	US	USD	539,111	549,734 0.01
Marrriott International 4.625% 15/06/2030	US	USD	555,923	549,402 0.01
CCO Holdings Capital 5.00% 01/02/2028 144A	US	USD	574,541	547,922 0.01
Sirius XM Radio 4.00% 15/07/2028 144A	US	USD	600,874	545,783 0.01
Gray Crow II 5.375% 15/11/2031 144A	US	USD	627,207	535,506 0.01
Clear Channel 7.50% 01/06/2029 144A	US	USD	566,401	535,238 0.01
Hilton Domestic Operating 5.75% 01/05/2028 144A	US	USD	519,002	526,917 0.01
Caesars Entertainment 4.625% 15/10/2029 144A	US	USD	592,735	514,129 0.01
LPCR Senior Secured Fin 6.75% 15/10/2027 144A	IE	USD	509,425	511,789 0.01
Boyd Gaming 4.75% 15/06/2031 144A	US	USD	541,026	491,684 0.01
Burger King 5.875% 15/01/2028 144A	CA	USD	524,621	484,735 0.01
LCM Investments Holdings II 4.875% 01/05/2029 144A	US	USD	545,335	478,543 0.01
Terrier Media Buyer 8.875% 15/12/2027 144A	US	USD	484,529	474,071 0.01
Studio City Finance 5.00% 15/01/2029 144A	VG	USD	670,298	473,568 0.01
Marrriott Ownership Resorts 4.50% 15/06/2029 144A	US	USD	524,747	467,670 0.01
LPCR Snt. Secured Fin 5.125% 15/07/2029 144A	IE	USD	499,850	455,964 0.01
TKC Holdings 10.50% 15/05/2027 144A	US	USD	462,505	451,560 0.01
Cross 4.125% 15/08/2031 144A	US	USD	552,038	436,905 0.00
Michleas 5.25% 01/05/2028 144A	US	USD	484,051	416,037 0.00
Tempur Sealy International 10.00% 15/04/2029 144A	US	USD	399,892	405,479 0.00
Royal Caribbean Cruises 5.375% 15/07/2027 144A	LR	USD	451,863	398,532 0.00
KFC Holding 4.75% 01/06/2027 144A	US	USD	388,773	388,283 0.00
Nextstar Broadcasting 5.625% 15/07/2027 144A	US	USD	375,930	366,515 0.00
Gap 3.875% 01/10/2031 144A	US	USD	440,002	351,562 0.00
Match Group 4.125% 01/08/2030 144A	US	USD	592,603	351,442 0.00
Scripps Escrow I 3.875% 15/01/2029 144A	US	USD	388,973	346,729 0.00
Winnebago 6.25% 15/07/2028 144A	US	USD	339,375	337,727 0.00
HESCO Holdings II 5.00% 15/09/2029 144A	US	USD	353,626	333,620 0.00
WASH Multifamily Acquisition 5.75% 15/04/2026 144A	US	USD	337,044	328,302 0.00
Lennar 5.50% 01/06/2026	US	USD	314,033	324,610 0.00
Match Group 5.625% 15/02/2029 144A	US	USD	317,913	307,199 0.00
DISH Network 3.375% 15/08/2026	US	USD	354,300	306,497 0.00
Director's Secret 4.625% 15/07/2029 144A	US	USD	344,833	301,436 0.00
Lamar Media 4.875% 15/01/2029	US	USD	311,688	297,683 0.00
Asbury Automotive Group 4.625% 15/11/2029 144A	US	USD	328,925	296,581 0.00
Alice Financing 5.00% 15/01/2027 144A	LU	USD	352,385	295,535 0.00
DISH DBS 5.75% 01/12/2028 144A	US	USD	309,882	295,338 0.00
Scripps Escrow 5.875% 15/07/2027 144A	US	USD	304,507	293,118 0.00
Asbury Automotive 5.00% 15/02/2032 144A	US	USD	328,925	293,106 0.00
Aetalem Global Education 5.50% 01/05/2038 144A	US	USD	312,646	289,760 0.00
MercadoLibre 3.125% 14/01/2031	US	USD	343,314	279,749 0.00
Gannett Holdings 6.00% 01/11/2026 144A	US	USD	299,719	273,269 0.00
Clear Channel Outdoor Hlds 7.75% 15/04/2028 144A	US	USD	282,961	266,419 0.00
Viking Cruises 15.00% 15/05/2025 144A	BM	USD	242,265	265,583 0.00
Royal Caribbean Cruises 11.50% 01/06/2025 144A	LR	USD	245,414	265,114 0.00
CCO Holdings Capital 4.50% 01/05/2032	US	USD	232,167	265,083 0.00
DISH DBS 5.875% 15/11/2024	US	USD	272,428	264,594 0.00
Cross 4.25% 15/03/2029 144A	US	USD	299,240	255,395 0.00
CEC Entertainment 6.75% 01/05/2026 144A	US	USD	267,640	254,880 0.00
Hilton Domestic Operating 5.00% 01/02/2032 144A	US	USD	296,567	253,117 0.00
Hilton Domestic Operating 4.00% 01/05/2031 144A	US	USD	277,216	250,208 0.00
Ashton Woods Finance 4.625% 01/08/2029 144A	US	USD	295,889	248,841 0.00
Bimbo Bockeries USA 4.00% 17/05/2051 Reg S	US	USD	276,228	236,969 0.00
Lowe's 5.125% 15/01/2029 144A	US	USD	229,151	236,625 0.00
Ambience Merger Sub 7.125% 15/07/2029 144A	US	USD	514,082	235,986 0.00
Ambience Merger Sub 4.875% 15/07/2028 144A	US	USD	276,258	228,768 0.00
Stores 1.875% 15/04/2031	US	USD	276,228	227,700 0.00
Unit Brands 4.75% 01/07/2030 144A	US	USD	227,421	216,646 0.00
Richia Bros Holdings 4.75% 15/12/2031 144A	US	USD	222,156	211,152 0.00
Specialty Bld. Prds. Hldgs 6.375% 30/09/2026 144A	US	USD	211,144	207,528 0.00
Clear Channel Intl. 6.625% 01/08/2025 144A	NL	USD	190,077	192,344 0.00
Mogollanes 3.75% 15/03/2027 144A	US	USD	190,796	184,425 0.00
Scripps Escrow 5.375% 15/01/2031 144A	NL	USD	202,047	181,374 0.00
Gap 5.625% 01/10/2029 144A	US	USD	217,847	177,993 0.00
PECF USS Inter Hldg III 8.00% 15/11/2029 144A	US	USD	189,120	176,828 0.00
Ziggo Bond 5.125% 28/02/2030 144A	NL	USD	194,865	170,772 0.00
Papa John's International 3.875% 15/09/2029 144A	US	USD	189,899	169,233 0.00
Affinity Gaming 6.875% 15/12/2027 144A	US	USD	158,956	149,096 0.00
Mattel 3.375% 01/04/2026 144A	US	USD	149,381	145,405 0.00
CPUK Finance 3.69% 28/08/2028	GB	GBP	105,585	133,138 0.00
Proxys 4.02% 15/08/2050 01/02 Reg S	NL	USD	172,641	120,564 0.00
Charter Communications 5.75% 01/04/2048	US	USD	117,597	112,219 0.00
Real Hero Merger Sub 2.25% 01/02/2029 144A	US	USD	137,890	112,002 0.00
Asbury Automotive Group 4.50% 01/03/2028	US	USD	114,142	106,610 0.00
Asbury Automotive Group 4.75% 01/01/2030	US	USD	114,046	101,932 0.00
Mogollanes 5.141% 15/05/2032 144A	CY	EUR	99,218	89,495 0.00
Cairo Mezz	CY	EUR	25,816	3,972 0.00
Johnston Press 8.625% 01/06/2019 Reg S (Defaulted)	GB	GBP	520,807	7 0.00

195,426.107 2.18

生活必需品

Nestle Holdings 1.25% 15/09/2030 144A	US	USD	644,897	3,771,267 3,090,827 0.03
Albertsons 4.875% 15/02/2030 144A	US	USD	691,070	3,668,485 1,246,435 0.01
JBS USA Finance 6.75% 15/02/2028 144A	SU	USD	1,062,422	1,100,881 0.01
Performance Food Group 5.50% 15/10/2027 144A	US	USD	604,223	906,745 0.01
COFCO 2.37% 29/04/2023 MTN	CN	CHF	518,691	790,855 0.01
SEG Holdings 5.625% 15/10/2028 144A	US	USD	795,739	778,698 0.01
Ulker Biskui Sanyol AS 6.95% 30/10/2025 Reg S	TR	USD	859,212	722,956 0.01
Albertsons 4.625% 15/01/2027 144A	US	USD	749,885	717,217 0.01
Del Monte Foods 11.875% 15/05/2025 144A	US	USD	621,462	679,511 0.01
Post Holdings 5.625% 15/01/2028 144A	US	USD	702,376	665,238 0.01
Kraft Heinz Foods 4.875% 01/10/2049	US	USD	665,510	621,984 0.01
JBS USA Finance 5.50% 15/01/2030 144A	US	USD	607,098	600,350 0.01
US Foods 6.75% 15/02/2029 144A	US	USD	631,516	586,409 0.01
Pilgrim's Pride 4.25% 15/04/2031 144A	US	USD	607,577	555,195 0.01
Post Holdings 4.625% 15/04/2030 144A	US	USD	611,886	525,420 0.01
Lamb Weston Holdings 4.125% 31/01/2030 144A	US	USD	481,178	452,444 0.00
Dorland Inc 4.25% 15/04/2027 144A	US	USD	420,372	420,894 0.00
JBS USA Finance 6.50% 15/04/2029 144A	SU	USD	362,439	374,585 0.00
United Natural Foods 6.75% 15/10/2028 144A	US	USD	297,325	297,704 0.00
CBS Group Enterprises 5.00% 15/12/2028 144A	US	USD	324,616	275,616 0.00
Simmons Foods 4.625% 01/03/2029 144A	US	USD	297,325	268,724 0.00
Performance Food Group 4.25% 01/08/2029 144A	US	USD	299,622	258,716 0.00
KeHE Distributors 6.625% 15/10/2026 144A	US	USD	235,562	249,712 0.00
Albertsons 5.25% 15/03/2029 144A	US	USD	281,046	237,123 0.00
US Foods 4.625% 01/06/2030 144A	US	USD	248,968	223,121 0.00
Chobani 4.625% 15/11/2028 144A	US	USD	239,871	214,899 0.00
Central Garden & Pet 4.125% 30/04/2031 144A	US	USD	239,392	205,657 0.00
CEFP Finance Ireland DAC 0.50% 06/09/2029	IE	EUR	207,171	193,765 0.00
Kraft Heinz Foods 5.50% 01/02/2040	US	USD	172,442	190,185 0.00
Kraft Heinz Foods 4.875% 01/06/2050	US	USD	178,108	180,631 0.00
Fomento Economico Mexicano 1.00% 28/05/2033	MX	EUR	207,171	176,047 0.00
Performance Food Group 6.875% 01/05/2025 144A	US	USD	160,871	165,403 0.00
US Foods 8.897	US	USD	159,379	159,379 0.00
Keurig Dr Pepper 4.985% 25/05/2038	US	USD	150,925	157,519 0.00
JBS USA 3.00% 15/05/2032 144A	SU	USD	151,511	151,132 0.00
Quang Ngai Sugar	VN	VND	65,356	128,997 0.00
Chobani Finance 4.75% 01/06/2046	US	USD	135,581	117,400 0.00
Chobani Finance 3.375% 15/04/2025 144A	US	USD	101,023	95,111 0.00

19,196,397 0.22

ヘルスケア

Grifols Escrow Issuer 5.875% 15/10/2028 Reg S	ES	EUR	3,035,071	2,878,507 0.03
Teva Pharmaceutical II 4.375% 09/05/2030	NL	EUR	4,272,033	2,808,597 0.03
Community Health Systems 8.00% 15/03/2028 144A	US	USD	1,871,918	1,945,181 0.00
Tenet Healthcare 4.125% 01/03/2026 144A	US	USD	1,781,555	1,706,890 0.02
Tenet Healthcare 4.375% 15/01/2030 144A	US	USD	1,472,740	1,341,923 0.02
Centene 4.625% 15/12/2029	US	USD	1,347,523	1,305,312 0.01
CSK Commercial Finance 5.125% 24/03/2025 144A	US	USD	1,295,569	1,276,835 0.01
IOVIA 5.00% 15/05/2027 144A	US	USD	1,271,938	1,268,332 0.01
HLF Financing 4.875% 01/06/2029 144A	US	USD	1,436,352	1,165,298 0.01
Community Health Systems 6.125% 01/04/2030 144A	US	USD	1,259,681	1,037,442 0.01
IOVIA 5.00% 15/05/2027 144A	US	USD	1,135,197	998,339 0.01
IOVIA 5.00% 15/01/2026 144A	US	USD	978,826	977,563 0.01
Tenet Healthcare 6.25% 01/02/2027 144A	US	USD	956,132	953,846 0.01
Amgen 2.45% 21/03/2027	US	USD	987,243	874,235 0.01
Catalent Pharma Solutions 5.25% 15/07/2027 144A	US	USD	876,569	852,264 0.01
Organon Finance 1.5 125% 30/04/2031 144A	US	EUR	877,500	797,441 0.01
Grifols 3.20% 01/05/2025 Reg S	ES	EUR	757,528	764,332 0.01
Owens & Minor 6.625% 01/04/2030 144A	US	USD	760,054	753,506 0.01
Radiology Partners 9.25% 01/02/2028 144A	US	USD	762,703	727,558 0.01
Bausch Health 5.50% 01/11/2025 144A	CA	USD	734,933	710,585 0.01
Molina Healthcare 3.875% 15/05/2032 144A	US	USD	722,006	644,571 0.01
Organon Finance 1.4.125% 30/04/2028 144A	US	USD	607,013	568,757 0.01
Charles River Laboratories 4.25% 01/05/2028 144A	US	USD	583,074	559,340 0.01
Bausch Health 9.00% 15/12/2025 144A	CA	USD	547,250	549

国コード		通貨		株数または額 面額額	時価 (米下 % Net 元)	Assets
Foes Farma	ES	EUR	41,189	172,308	0.00	
Takeda Pharmaceutical	JP	USD	206,066	163,676	0.00	
Chines River Lab.	US	USD	136,374	153,274	0.00	
HCA 3.125% 15/03/2027 144A	US	USD	134,949	127,353	0.00	
Bausch Health 7.25% 30/09/2029 144A	CA	USD	166,042	127,232	0.00	
GSK Consumer Healthcare	GB	GBP	80,659	100,077	0.00	
HCA 4.375% 15/03/2042 144A	US	USD	109,827	95,710	0.00	
OncoClinical Diagnostics	US	USD	91,439	92,687	0.00	
GSK Consumer Healthcare	US	USD	96,247	86,751	0.00	
Becton Dickinson Euro Finance	LU	EUR	37,636	29,494	0.00	
Rural Metro 10.125% 15/09/2019 (A) (Defaulted)	US	USD	572,147	6	0.00	
				38,951,661	0.44	
金融						
China Development Bank 3.65% 21/05/2029	CN	CNY	211,197,366	32,902,316	0.37	
China Development Bank 3.05% 25/08/2026	CN	CNY	186,350,617	28,249,048	0.32	
Cooperative Rabobank UNA 4.875% VRN (Perpetual)	NL	EUR	25,800,631	23,581,013	0.27	
ING Group 3.75% VRN (Perpetual)	NL	GBP	142,868,806	22,029,549	0.25	
Bangkok Bank 3.75% VRN 25/09/2034 Reg S	TH	USD	19,990,012	18,241,385	0.21	
BCC 5.25% VRN 27/11/2031 EMTN	ES	EUR	15,513,026	15,618,762	0.18	
HSBC Holdings 6.25% VRN (Perpetual)	GB	USD	15,484,513	15,390,058	0.17	
HDFC Bank 3.07% VRN (Perpetual) Reg S	IN	USD	14,802,477	15,344,266	0.15	
ING Group 3.75% VRN (Perpetual)	IN	GBP	13,161,836	12,646,531	0.15	
Lloyds Banking Group 7.625% VRN (Perpetual) GB	GB	GBP	9,677,821	12,359,260	0.14	
Intesa Sanpaolo 7.75% VRN (Perpetual)	IT	EUR	10,819,804	12,106,828	0.14	
Banco Santander 4.375% VRN (Perpetual)	IE	EUR	11,613,385	11,369,738	0.13	
IE IB Group 4.25% VRN (Perpetual)	IE	EUR	10,835,159	11,278,924	0.13	
CIH Global Mits Fdg Lss 3.44% 25/07/2024	LU	HKD	78,771,118	10,857,054	0.12	
Bank of Ireland Group 7.50% VRN (Perpetual)	IE	EUR	9,598,850	10,658,721	0.12	
Deutsche Bank 6.75% VRN (Perpetual)	DE	EUR	8,784,793	9,050,980	0.10	
Lloyds Banking Group 7.50% VRN (Perpetual)	GB	USD	7,742,257	7,911,580	0.09	
Dresdner Funding Trust 4.15% 30/06/2031 Reg S	US	USD	4,587,542	7,752,660	0.09	
China Development Bank 4.88% 09/02/2028	CN	CNY	45,481,811	7,188,608	0.08	
UniCredit 8.00% VRN (Perpetual)	IT	EUR	6,975,859	7,049,908	0.08	
UniCredit 6.625% VRN (Perpetual)	IT	EUR	6,193,805	6,524,653	0.07	
HSBC Holdings 4.75% VRN (Perpetual) EMTN	GB	EUR	6,193,809	6,156,200	0.07	
Vivion Investments 3.00% 08/08/2024	LU	EUR	6,111,966	5,920,373	0.07	
Mapfre 4.375% VRN 31/03/2047	ES	EUR	5,419,580	5,818,546	0.07	
Banco de Sabadell 5.00% VRN (Perpetual) GB	ES	EUR	5,634,368	5,103,987	0.06	
HSBC Holdings 5.875% VRN (Perpetual)	GB	GBP	3,871,123	4,691,684	0.05	
Banco Comercial Portugal 9.25% VRN (Perpetual)	PT	EUR	4,557,812	4,691,192	0.05	
Rothsay Life 5.00% VRN (Perpetual)	GB	GBP	4,258,241	4,516,835	0.05	
Banco de Sabadell SA 5.75% VRN (Perpetual)	ES	EUR	4,523,112	4,415,588	0.05	
King Talent Management 5.60% VRN (Perpetual)	KY	USD	4,623,144	4,346,981	0.05	
Castor 6.00% 15/02/2029 Reg S	IT	EUR	4,094,101	4,217,824	0.05	
Cooperative Rabobank 4.625% VRN (Perpetual)	NL	EUR	3,871,128	4,040,188	0.05	
Banco BPM 6.125% VRN (Perpetual)	IT	EUR	3,871,128	3,982,320	0.04	
Yapi ve Kredi Bank 15.875% VRN (Perpetual) Reg S	TR	USD	3,585,723	3,869,897	0.04	
BFCM 3.75% 20/07/2023 144A	FR	USD	2,991,545	3,845,012	0.04	
CaixaBank 3.5% VRN (Perpetual)	ES	EUR	3,871,128	3,845,224	0.04	
Banco Santander 3.625% VRN (Perpetual)	AU	USD	4,335,664	3,650,350	0.04	
Westpac Banking 5.00% VRN (Perpetual)	AU	USD	3,569,035	3,390,583	0.04	
HSBC Funding 10.125% VRN (Perpetual) 144A	US	USD	3,322,617	3,379,495	0.04	
Argentum Netherlands 6.65% 15/02/2056	NL	USD	3,096,903	3,263,361	0.04	
Banco Nacional de Panama 2.50% 11/08/2030 Reg S	PA	USD	3,667,464	3,122,889	0.04	
Wells Fargo 1.654% VRN 02/06/2024 MTN	US	USD	3,159,177	3,106,188	0.04	
BFCM 3.75% 20/07/2023 144A	FR	USD	2,991,545	3,011,410	0.04	
TBC Bank 10.775% VRN (Perpetual) Reg S	GE	USD	3,061,214	2,984,684	0.03	
China Development Bank 3.80% 25/01/2036	CN	CNY	18,635,062	2,954,658	0.03	
Rabobank 3.375% 21/05/2023 MTN	NL	USD	2,912,366	2,898,206	0.03	
Northern Trust 3.65% 03/08/2028	US	USD	2,882,749	2,879,701	0.03	
Royal Bank Of Canada 2.30% 03/11/2031 GMTN	CA	USD	3,566,625	2,845,485	0.03	
Standard Chartered 4.644% VRN 01/04/2031 144A	GB	USD	2,863,004	2,809,825	0.03	
Wills North America 2.95% 15/09/2029	US	USD	3,099,942	2,784,033	0.03	
TBC Bank 5.75% 19/06/2024 Reg S	GE	USD	2,648,371	2,669,823	0.03	
doValue 3.375% 01/07/2026 Reg S	IT	EUR	2,688,034	2,491,009	0.03	
Jerrold Finco 4.875% 15/01/2026 Reg S	GB	GBP	2,203,658	2,440,458	0.03	
Bank of New York Mellon 3.85% 28/04/2028 MTN	US	USD	2,537,214	2,542,989	0.03	
Macquarie Bank 3.624% 05/06/2030 144A	AU	USD	2,815,642	2,530,438	0.03	
IFC 5.0% 15/04/2024 144A	FR	USD	2,487,852	2,513,180	0.03	
Stoneycap Cap. 10.00% 01/03/2027 Reg S (Defaulted)	CA	USD	8,674,303	2,407,119	0.03	
Jerrold Finco 5.25% 15/01/2027 Reg S	GB	GBP	1,967,902	2,340,135	0.03	
Westpac Banking 4.11% VRN 27/07/2034 144A	AU	USD	2,487,852	2,341,993	0.03	
Icahn Enterprises 6.11% 12/02/2025	US	USD	2,332,153	2,325,193	0.03	
Boisjoly Group Holdings 3.75% VRN (Perpetual)	GB	GBP	1,935,844	2,303,027	0.03	
Nat'l Australia Bank 3.953% VRN 02/08/2034 144A	AU	USD	2,448,362	2,291,240	0.03	
Metropolitan Life Global 3.45% 18/10/2026 144A	US	USD	2,310,148	2,268,391	0.03	
Credit Agricole 3.25% 14/01/2030 144A	FR	USD	2,547,086	2,251,656	0.03	
HSBC Bank 4.125% 24/09/2023 144A	US	USD	2,260,913	2,250,975	0.03	
Bank Of America 1.197% VRN 24/10/2026 MTN	US	USD	2,486,801	2,245,584	0.03	
USBS Group 1.008% VRN 30/07/2024 144A	CH	USD	2,292,780	2,226,647	0.03	
CommBank Aus. 3.61% VRN 12/09/2034 144A	AU	USD	2,389,127	2,164,080	0.02	
Societe Generale 2.50% 21/01/2026 144A	FR	USD	2,305,117	2,161,354	0.02	
BNP Paribas 4.705% VRN 10/01/2025 144A	FR	USD	2,063,337	2,081,547	0.02	
Toronto-Dominion Bank 2.45% 12/01/2032 GMTN	CA	USD	2,418,745	2,070,856	0.02	
Alliant HD Intermediare 6.15% 15/02/2027 144A	US	USD	2,018,074	1,978,632	0.02	
John Deere Capital 4.5% 05/05/2025 MTN	US	USD	2,836,227	1,849,173	0.02	
JSC Georgia Capital 6.125% 09/03/2024 Reg S	GE	USD	1,894,401	1,844,250	0.02	
Wills North America 3.875% 15/09/2049	US	USD	2,165,130	1,807,766	0.02	
Acquire Finance 7.00% 15/11/2025 144A	US	USD	1,816,028	1,759,667	0.02	
US Unibanco HD 6.625% VRN (Perpetual) Reg S	BR	USD	1,961,791	1,697,579	0.02	
JPMorgan Chase 1.42% FRN 24/02/2028	US	USD	1,688,988	1,640,639	0.02	
Banco GNB Sudameris 7.50% VRN 16/04/2031 Reg S	CO	USD	1,765,614	1,630,977	0.02	
DBS Bank China 4.70% 24/03/2031	CN	CNY	10,437,382	1,609,842	0.02	
USBS Group 3.64% VRN 30/01/2027 144A	CH	USD	1,782,349	1,601,070	0.02	
Central Huijin Investment 3.15% 13/03/2023 MTN	CN	CNY	1,457,388	1,588,734	0.02	
Host Finance 3.375% 27/01/2024 EMTN	SE	EUR	1,471,273	1,569,346	0.02	
Wills North America 4.50% 15/09/2028	US	USD	1,565,072	1,567,986	0.02	
JPMC 1.514% VRN 01/06/2024	US	USD	1,480,864	1,457,663	0.02	

国コード		通貨		株数または額 面額額	時価 (米下 % Net 元)	Assets
HUB International	US	USD	1,413,849	1,401,025	0.02	
JPMorgan Chase 4.08% VRN 26/04/2026	US	USD	1,349,493	1,348,890	0.02	
Bank of America 3.75% 15/03/2025 144A	US	USD	1,373,651	1,331,403	0.01	
Banca Monte 5.375% VRN 18/01/2028 EMTN	IT	EUR	1,934,241	1,305,243	0.01	
Danske Bank 4.298% VRN 01/04/2028 144A	DK	USD	1,324,031	1,286,894	0.01	
Bank of Ireland Group 2.025% VRN 30/09/2027 144A	IE	USD	1,442,854	1,274,659	0.01	
Yapi ve Kredi Bankasi 8.25% 15/10/2024 Reg S	TR	USD	1,217,667	1,231,619	0.01	
Danske Bank 7.125% VRN 20/03/2025 144A	DK	USD	1,247,644	1,234,591	0.01	
Dresdner Funding Trust I 8.151% 30/06/2031 144A	US	USD	1,006,493	1,221,631	0.01	
Deutsche Bank 1.42% FRN 16/11/2027	DE	USD	1,230,670	1,189,949	0.01	
Societe Generale 2.797% VRN 19/01/2028 144A	FR	USD	1,318,846	1,188,229	0.01	
Svechiabank 3.85% 04/04/2024 EMTN	LV	EUR	1,156,330	1,148,333	0.01	
Deutsche Bank 2.311% VRN 16/11/2027	DE	USD	1,284,819	1,140,052	0.01	
Societe Generale 3.337% VRN 21/01/2033 144A	FR	USD	1,328,274	1,125,457	0.01	
Banco Bradesco (Pref'd)	BR	BRL	296,811	1,108,652	0.01	
Canadian Imperial Bank of Comm. 2.25% 28/01/2025	CA	USD	1,133,329	1,094,063	0.01	
Credit Suisse 4.282% 09/01/2028 144A	CH	USD	1,135,329	1,089,742	0.01	
JPMorgan Chase 4.586% VRN 26/04/2033	US	USD	1,072,465	1,079,902	0.01	
MSCI 3.625% 01/09/2030 144A	US	USD	1,145,796	1,012,941	0.01	
TBC Bank 8.894% VRN (Perpetual) Reg S	GE	USD	1,020,035	994,534	0.01	
Icahn Enterprises 5.25% 15/05/2027	US	USD	1,039,440	973,935	0.01	
AIB Group 2.25% VRN 04/04/2028 EMTN	IE	EUR	933,781	960,014	0.01	
MSCI 3.875% 15/02/2031 144A	US	USD	1,056,678	953,317	0.01	
Banca Monte 8.00% VRN 21/01/2030	IT	EUR	1,302,330	925,808	0.01	
Bank of Ireland Group 1.375% VRN 11/08/2031 EMTN	IE	EUR	963,487	917,069	0.01	
USI NY 6.875% 01/05/2025 144A	US	USD	909,211	896,696	0.01	
Banco Commercial 1.75% VRN 07/04/2028 EMTN	PT	EUR	956,283	863,050	0.01	
Banco Merc d Norte 6.625% VRN (Perpetual) Reg S	MX	USD	959,099	859,832	0.01	
Morgan Stanley 2.198% VRN 24/10/2025 144A	US	USD	863,758	851,368	0.01	
OneMain Fin. 7.125% 15/03/2026	US	USD	834,520	850,577	0.01	
Banco de Sabadell 5.625% 06/05/2026 EMTN	ES	EUR	763,026	850,366	0.01	
Wells Fargo 3.526% VRN 24/03/2028 MTN	US	USD	869,956	836,948	0.01	
Westpac Banking 5.50% 15/03/2028 Reg S	US	USD	852,290	836,399	0.01	
Bank of America 2.651% VRN 11/05/2032	US	USD	952,284	816,923	0.01	
Industrial & Com. Bank of China 4.15% 21/01/2031	CN	CNY	5,216,691	816,		

	国コード	通貨	株数または額面	時価 (米ドル)	% Net Assets
Credit Agricole 4.00% VRN 10/01/2033 144A	FR	USD	103,585	96,660	0.00
Tinkoff Bank 9.25% VRN (Perpetual)	IE	USD	730,225	94,929	0.00
Accel Holding SCA 12.1% 14/06/2028	LU	EUR	19,727	94,168	0.00
Hell Helc.Fin. 8.011% 15/07/2015 Reg S (Defaulted)*	LU	EUR	1,232,480	13	0.00
TCS Group Holding GDR*	CY	USD	9,094	0	0.00
				547,792,160	6.18
不動産					
Heimlandst Bostad AB 3.625% VRN (Perpetual) EMTN SE	EUR	6,144,131	5,691,911	0.06	
China SCE Group Holdings 5.95% 29/09/2024	HK	USD	8,063,187	5,020,139	0.00
Adler Real Estate 2.125% 06/02/2024	DE	EUR	3,095,786	2,699,295	0.03
Adler Real Estate 1.875% 27/04/2024	DE	EUR	2,490,838	2,293,827	0.03
Prologis 3.875% 15/09/2028	US	USD	2,171,934	2,158,262	0.02
WEA Finance 4.125% 20/09/2028 144A	US	USD	2,162,061	2,074,861	0.02
Howard Hughes 5.375% 01/08/2028 144A	US	USD	1,857,682	1,803,345	0.02
Centre Group Trust 3.75% 25/03/2027 144A	AU	USD	1,609,206	1,587,641	0.02
SBA Communications 3.875% 15/02/2027	US	USD	1,324,795	1,257,562	0.01
Uniti Group 6.00% 15/01/2030 144A	US	USD	1,341,553	1,116,630	0.01
GLP Capital 4.00% 15/01/2031	US	USD	957,548	868,447	0.01
Equinix 2.625% 18/11/2024	US	USD	854,170	832,108	0.01
Centre Group Trust 2.35% 10/02/2025 Reg S	AU	USD	829,284	821,824	0.01
Welltower 5.85% 15/06/2024	US	USD	859,262	818,479	0.01
MGM Growth 4.625% 15/06/2025 144A	US	USD	809,424	808,954	0.01
Iron Mountain 3.25% 15/07/2030 144A	US	USD	861,811	795,684	0.01
Diversified Healthcare Trust 4.375% 01/03/2031	US	USD	957,568	744,624	0.01
Equinix 2.90% 18/11/2026	US	USD	770,145	728,247	0.01
Capital Dutch Finance 1.25% 01/02/2031	NL	EUR	791,024	692,175	0.01
Uniti Group Finance 6.50% 15/02/2029 144A	US	USD	664,552	584,111	0.01
CPJ Property 4.875% VRN (Perpetual)	LU	EUR	560,571	523,102	0.01
SBA Communications 3.125% 01/02/2029	US	USD	574,541	494,688	0.01
VICI Properties 5.50% 15/02/2025 144A	US	USD	495,541	476,594	0.01
GLP Capital 5.25% 01/06/2025	US	USD	460,111	468,886	0.01
Taylor Morrison Comm. 5.125% 01/08/2030 144A	US	USD	478,784	437,702	0.01
Howard Hughes 4.125% 01/02/2029 144A	US	USD	478,784	434,542	0.01
Equinix 2.50% 15/05/2031	US	USD	509,245	430,294	0.01
Howard Hughes 4.375% 01/02/2031 144A	US	USD	458,784	425,306	0.01
Kennedy-Wilson 4.75% 01/03/2029	US	USD	452,451	418,001	0.01
Kennedy-Wilson 5.00% 01/03/2031	US	USD	452,451	411,486	0.01
Taylor Morrison Comm. 5.75% 15/01/2028 144A	US	USD	407,445	398,752	0.00
Uniti Group Finance 4.75% 15/04/2028 144A	US	USD	418,457	374,226	0.00
VICI Properties 4.125% 15/08/2030 144A	US	USD	399,785	359,304	0.00
MGM Growth Properties 5.75% 01/02/2027	US	USD	333,234	344,649	0.00
Terraflora REIT	MX	MXN	218,593	291,113	0.00
VICI Properties 3.75% 15/02/2027 144A	US	USD	305,465	285,245	0.00
Taylor Morrison Comm. 5.875% 15/04/2027 144A	US	USD	274,822	273,145	0.00
Intu SGS Fin. 9.00% 31/03/2024 EMTN (Defaulted)	GB	GBP	280,783	201,123	0.00
Aedeo Hospco 4.00% 15/08/2026 Reg S	ES	EUR	187,109	187,229	0.00
Weekly Property 4.875% 15/09/2028 144A	US	USD	191,992	169,642	0.00
PHF Operating Partnership 3.375% 24/04/2030	US	USD	149,025	147,323	0.00
CPJ Property Group 2.75% 22/01/2028 EMTN	LU	GBP	145,365	146,629	0.00
Yuzhou Group Hldgs 8.375% 30/10/2024 (Defaulted)	KY	USD	1,031,370	141,813	0.00
WEA Finance 3.50% 15/06/2029 144A	US	USD	138,114	126,524	0.00
Enovvia 5.25% 28/02/2024 Reg S	DE	EUR	119,397	119,295	0.00
Akelius 1.125% 01/01/2029 EMTN	NL	EUR	113,115	104,214	0.00
Tritax EuroBox 0.95% 02/06/2026	GB	EUR	105,036	102,944	0.00
Mitsui Fudosan 3.65% 20/07/2027 Reg S	JP	USD	103,585	102,834	0.00
Heimlandst Bostad Treasury 1.00% 15/04/2028 EMTN	SE	USD	96,483	96,545	0.00
Equinix 3.00% 15/07/2050	US	USD	83,973	60,703	0.00
Goodman US Finance Five 4.625% 04/05/2032 144A	US	USD	36,255	36,182	0.00
Bakireland Development WTS 31/12/2049	ID	IDR	6,767,598	0	0.00
				42,026,511	6.47

国債

China 2.68% 21/05/2030	CN	CNY	230,007,865	34,078,812	0.38
China 3.01% 15/05/2028	CN	CNY	217,900,182	33,198,194	0.37
China 2.77% 24/06/2030	CN	CNY	217,409,053	32,377,113	0.36
China 2.86% 16/07/2030	CN	CNY	186,350,617	27,934,469	0.31
China 3.86% 22/07/2049	CN	CNY	124,233,745	20,296,065	0.23
China 2.80% 24/05/2029	CN	CNY	118,022,057	17,716,128	0.20
South Africa 8.875% 28/02/2035	ZA	ZAR	275,994,665	15,254,294	0.17
China 2.85% 04/06/2027	CN	CNY	72,052,346	10,938,145	0.12
Myanmar 4.00% 15/06/2050	MY	USD	54,225,144	10,687,213	0.12
Colombia 7.25% 24/10/2040	CO	COP	59,301,304,861	10,533,812	0.12
Ghana 19.25% 18/01/2027	GH	GHS	66,814,273	8,293,941	0.09
Dominican Republic 5.50% 22/02/2029 Reg S	DO	USD	5,483,393	5,153,073	0.06
South Africa 8.75% 28/02/2046	ZA	ZAR	88,812,315	4,578,430	0.05
Ethiopia 6.625% 11/12/2024 Reg S	ET	USD	4,327,875	4,395,393	0.05
China 3.25% 06/06/2026	CN	CNY	27,451,896	4,259,784	0.05
China 3.03% 11/03/2026	CN	CNY	26,811,265	4,104,010	0.05
China 2.69% 12/08/2026	CN	CNY	24,949,372	3,768,163	0.04
Mexico Govt Intl Bond 8.75% 12/10/2110 GMTN	MX	USD	3,528,043	3,568,449	0.04
Oman Sovereign Sukuk 4.397% 01/04/2024 Reg S	OM	USD	3,546,168	3,558,477	0.04
Ghana 17.60% 20/02/2025	GH	GHS	26,855,802	3,541,354	0.04
Brazilian Government Intl Bond 4.625% 13/01/2028	BR	USD	3,427,962	3,351,022	0.04
Philippine 3.229% 29/03/2027	PH	USD	3,242,409	3,155,375	0.04
China 3.12% 05/12/2026	CN	CNY	20,108,449	3,091,638	0.03
Brazilian 5.625% 21/02/2047	BR	USD	3,455,241	2,986,952	0.03
Uruguay Government Intl Bond 4.975% 20/04/2055	UY	USD	2,855,120	2,965,784	0.03
Philippine 3.556% 29/09/2027	PH	USD	3,008,088	2,856,168	0.03
South Africa 8.75% 31/01/2044	ZA	ZAR	53,544,951	2,745,089	0.03
Ukraine 8.994% 01/02/2024 Reg S	UA	USD	7,483,276	2,741,348	0.03
Armenia 3.60% 02/02/2031 Reg S	AM	USD	3,631,715	2,716,650	0.03
Dominican Republic 6.00% 22/02/2033 Reg S	DO	USD	2,922,791	2,666,485	0.03
China 3.02% 27/05/2031	CN	CNY	17,501,798	2,640,690	0.03
Ukraine 0.00% FRN 31/05/2040 Reg S	UA	USD	8,866,820	2,610,326	0.03
Saudi 5.25% 16/01/2050 Reg S	SA	USD	2,345,927	2,546,883	0.03
Oman 6.75% 17/01/2048 Reg S	OM	USD	2,618,709	2,460,591	0.03
Mexico Government Intl Bond 6.05% 11/01/2040	MX	USD	2,356,854	2,437,341	0.03

	国コード	通貨	株数または額面	時価 (米ドル)	% Net Assets
Bahrain 7.00% 26/01/2026 Reg S	BH	USD	2,273,185	2,427,284	0.03
Philippine 6.375% 15/01/2032	PH	USD	2,100,423	2,423,139	0.03
Armenia 3.95% 25/01/2031	AM	USD	2,868,245	2,308,952	0.03
Colombia 7.00% 30/06/2032	CO	COP	11,376,168,688	2,293,719	0.03
Bahrain 7.50% 20/09/2047 Reg S	BH	USD	2,455,039	2,291,197	0.03
Romanian 3.625% 27/03/2032 Reg S	RO	USD	2,543,168	2,202,284	0.02
China 3.13% 21/11/2029	CN	CNY	13,902,137	2,133,266	0.02
Ukraine 7.375% 25/09/2032 Reg S	UA	USD	2,096,942	2,076,282	0.02
Colombia 5.00% 15/06/2045	CO	USD	2,615,725	1,958,550	0.02
South Africa 8.50% 31/01/2037	ZA	ZAR	37,299,931	1,955,157	0.02
Uruguay Government International 5.1% 18/06/2050	UY	USD	1,800,362	1,907,383	0.02
Ukraine 4.375% 25/01/2031	UA	USD	2,818,548	1,874,868	0.02
Peru 5.40% 12/08/2034 Reg S	PE	ZAR	8,749,518	1,840,712	0.02
South Africa 9.00% 31/01/2040	ZA	ZAR	33,219,281	1,783,174	0.02
South Africa 6.50% 28/02/2047	ZA	ZAR	42,652,875	1,747,490	0.02
Peru 6.90% 12/08/2037	PE	USD	1,768,290	1,686,449	0.02
China 3.81% 14/09/2050	CN	CNY	9,427,387	1,534,180	0.02
Peru 5.94% 12/02/2029	PE	USD	6,144,248	1,460,806	0.02
Ivory Coast 6.875% 17/10/2040 Reg S	CI	EUR	1,591,233	1,419,374	0.02
Philippine 3.95% 20/01/2040	PH	USD	3,309,467	1,405,011	0.02
China 3.29% 23/05/2029	CN	CNY	8,750,899	1,360,152	0.02
Colombia 7.25% 18/10/2034	CO	COP	6,733,847,805	1,334,977	0.02
Romanian 3.00% 27/02/2027 Reg S	RO	USD	1,409,374	1,313,286	0.01
Philippine 5.95% 20/01/2040	PH	USD	1,409,374	1,276,316	0.01
China 3.27% 19/11/2030	CN	CNY	7,695,826	1,196,422	0.01
Peru 6.95% 12/08/2031	PE	USD	4,592,670	1,138,264	0.01
China 2.91% 14/10/2028	CN	CNY	7,447,574	1,127,622	0.01
China 2.91% 14/10/2028	CN	CNY	4,627,154	1,059,672	0.01
Peru 5.35% 12/08/2040	PE	USD	5,430,522	1,053,425	0.01
Colombia 6.25% 09/07/2036	CO	COP	5,740,837,990	1,013,320	0.01
Philippine 7.50% 25/09/2024	PH	USD	954,738	1,000,893	0.01
Oman 4.125% 17/01/2033 Reg S	OM	USD	495,738	960,501	0.01
China 3.53% 18/10/2051	CN	CNY	5,796,695	902,747	0.01
Armenia 7.15% 26/03/2025 Reg S	AM	USD	909,274	896,908	0.01
Iraq 6.752% 09/03/2023 Reg S	IQ	USD	866,459	868,105	0.01
Brazilian Government Intl Bond 4.75% 14/01/2050	BR	USD	1,127,500	861,139	0.01
Colombia Government Intl Bond 7.375% 18/09/2032	CO	USD	859,632	859,632	0.01
China 3.28% 03/12/2027	CN	CNY	5,275,365	819,229	0.01
Peru 6.15% 12/08/2032	PE	USD	3,388,646	781,557	0.01
Guatemala 3.70% 07/10/2033 Reg S	GT	USD	877,358	758,804	0.01
Panama Government Intl Bond 7.6% 26/01/2036	PA	USD	643,710	753,953	0.01
Bahrain 7.375% 14/05/2030 Reg S	BH	USD	681,955	710,979	0.01
Poland 1.25% 25/10/2030	PL	PLN	4,592,670	702,009	0.01
Ukraine 7.75% 01/09/2025 Reg S	UA	USD	1,634,828	673,271	0.01
China 3.25% 25/10/2028	CN	CNY	4,544,418	672,098	0.01
Pakistan 6.875% 05/12/2027 Reg S	PK	USD	730,223	599,645	0.01</

国コード	通貨	株数または額 面価値	時価 (米ドル)	% Net Assets
Fidelity Inst - Sustainable UK Aggregate Bond Fund	GB	GBP	16,185,703	44,340,684 0.50
			205,202,279	2.31

コミュニケーション・サービス

Enkイディ・リンク債				
H8BC (Mobile Net Investment (A)) ELN 25/06/2022	CN	USD	35,843	229,956 0.00
H8BC (FT (A)) ELN 23/11/2022	CN	USD	3,654	16,406 0.00
			246,562	0.00
Telefonica Europe BV 2.376% VRN (Perpetual)	NL	EUR	13,800,774	11,994,025 0.14
Infrastruttura Wireless 1.625% 21/10/2028 GMTN	IT	EUR	4,524,738	4,316,318 0.05
Sprint Capital 8.75% 15/03/2032 EMTN	US	USD	2,702,756	3,436,272 0.04
Iliad Holdco 6.50% 15/10/2026 144A	FR	USD	2,892,672	2,785,735 0.03
Telecom Italia 5.303% 30/05/2024	IT	USD	2,472,510	2,426,337 0.03
Silkenet 8.375% 31/01/2027 Reg S	GE	USD	2,371,396	2,318,039 0.05
Verizon Communications 4.329% 21/09/2028	US	USD	2,201,551	2,214,321 0.02
Deutsche Telekom 2.485% 19/09/2023 144A	NL	USD	2,092,954	2,073,375 0.02
Telecom Italia 3.00% 30/09/2025 EMTN	IT	EUR	2,002,812	2,017,507 0.02
Windstream 7.75% 15/08/2028 144A	US	USD	2,042,971	1,954,419 0.02
Telecom Italia Capital 7.721% 04/06/2038	LU	USD	1,766,011	1,666,249 0.02
Deutsche Telekom 4.375% 21/06/2028 144A	NL	USD	1,702,551	1,451,502 0.02
Telecom Italia Capital 7.20% 18/07/2036	LU	USD	1,585,117	1,436,854 0.02
Lumen Tech. 5.125% 15/12/2026 144A	US	USD	1,544,078	1,396,256 0.02
Vodafone Group 7.00% VRN 04/04/2029	GB	USD	1,161,154	1,233,889 0.01
Sprint 7.875% 15/07/2025	US	USD	1,071,616	1,071,562 0.01
Celtnex Telecom 1.875% 26/04/2029	ES	EUR	1,120,334	1,020,508 0.01
Sprint Capital 6.875% 15/11/2028	US	USD	920,223	1,010,980 0.01
Allen Media 10.50% 15/02/2028 144A	US	USD	1,046,143	950,808 0.01
Telecom Italia 5.25% 15/03/2032 EMTN	IT	EUR	928,332	898,153 0.01
Rogers Communications 3.80% 15/03/2032 144A	CA	USD	898,813	833,113 0.01
Virgin Media 5.00% 15/07/2030 144A	GB	USD	938,895	820,407 0.01
Alice (France) 5.125% 15/07/2029 144A	FR	USD	913,520	774,857 0.01
Frontier Communications 6.75% 01/05/2029 144A	US	USD	756,479	682,590 0.01
Level 3 Financing 3.75% 15/07/2029 144A	US	USD	741,636	605,939 0.01
Frontier Communications 6.00% 15/01/2030 144A	US	USD	654,976	573,134 0.01
Zayo Group Holdings 4.00% 01/03/2027 144A	US	USD	648,274	567,547 0.01
Lumen Tech. 4.00% 15/02/2027 144A	US	USD	635,825	566,453 0.01
Level 3 Financing 4.25% 01/07/2028 144A	US	USD	636,153	496,178 0.01
Sprint 7.425% 01/03/2026	US	USD	406,009	441,214 0.00
Celtnex Telecom 2.875% 18/04/2025 EMTN	ES	EUR	378,764	404,950 0.00
Live Nation Entertainment 4.75% 15/10/2027 144A	US	USD	425,160	400,182 0.00
Frontier 8.875% 15/10/2022	US	USD	405,051	389,420 0.01
Frontier Communications 5.00% 01/05/2028 144A	US	USD	416,063	380,407 0.00
Cogent Communications 3.50% 01/05/2026 144A	US	USD	372,015	351,683 0.00
Northwest 4.75% 30/04/2027 144A	US	USD	362,918	332,582 0.00
Alice (France) 5.125% 15/07/2029 144A	FR	USD	366,270	311,282 0.00
Zayo Group Holdings 4.125% 01/10/2028 144A	US	USD	357,652	303,580 0.00
Northwest 10.75% 01/06/2028 144A	US	USD	216,410	222,972 0.00
Consolidated Comms 5.00% 01/10/2028 144A	US	USD	269,077	220,230 0.00
AT&T 3.50% 15/09/2035	US	USD	192,255	151,516 0.00
Netflix 5.1% 11/10/2028	US	USD	138,114	142,147 0.00
Northwest Fiber Finance Sub 6.00% 15/02/2028 144A	US	USD	161,829	135,618 0.00
Frontier Communications Holdings 5.875% 01/11/2029 US	US	USD	64,932	56,572 0.00
Bokrie Tele. 11.50% 07/05/2015 Reg S (Defaulted)*	SG	USD	1,495,858	11,279 0.00
			57,810,238	0.65

短期金融商品

Canadian Imp. Bk Of Comm CD 0.79% 03/06/2022	CA	USD	672,277	671,785 0.01
ANZ Banking Group CP 0.28% 08/06/2022	AU	USD	672,277	671,589 0.01
JP Bank CD 0.32% 03/05/2022	JP	USD	448,185	448,178 0.01
Mizuho Ldn CD 0.29% 03/05/2022	GB	USD	448,185	448,174 0.01
SMBC CD 0.43% 06/05/2022	BE	USD	448,185	448,153 0.01
Bancoscan CP 0.315% 05/05/2022	ES	USD	448,185	448,148 0.01
Agence Centrale CP 0.46% 04/05/2022	FR	USD	448,185	448,130 0.01
ABN Amro Bank CD 1.14% 04/05/2022	NL	USD	448,185	448,129 0.01
Toyota Motor Finance CP 0.35% 06/05/2022	NL	USD	448,185	448,114 0.01
MUFG Bank CD 1.03% 05/07/2022	JP	USD	448,185	448,111 0.01
Agence Centrale CP 0.46% 06/05/2022	FR	USD	448,185	448,108 0.01
SMBC CD 0.35% 13/05/2022	BE	USD	448,185	448,097 0.01
Natwest CD 0.81% 09/05/2022	GB	USD	448,185	448,095 0.01
Stand Char Sg CP 0.35% 09/05/2022	SG	USD	448,185	448,078 0.01
Jyske Bank CP 0.53% 09/05/2022	DK	USD	448,185	448,077 0.01
Rentbank CP 0.51% 11/05/2022	DE	USD	448,185	448,068 0.01
Sumi Trust Bank CD 0.57% 11/05/2022	JP	USD	448,185	448,065 0.01
BLB (Ungtd) CP 0.54% 11/05/2022	DE	USD	448,185	448,053 0.01
ING Bank CP 0.28% 13/05/2022	NL	USD	448,185	448,043 0.01
Jyske Bank CP 0.61% 08/05/2022	DK	USD	448,185	448,034 0.01
Robokh Ned CP 0.50% 18/05/2022	NL	USD	448,185	448,005 0.01
Dekabank(Ungtd) CP 0.54% 17/05/2022	DE	USD	448,185	448,000 0.01
Cred Ln Bhd CD 0.91% 17/05/2022	GB	USD	448,185	447,995 0.01
Stand Char Sg CP 0.91% 23/05/2022	SG	USD	448,185	447,930 0.01
Gldm Sachs Int CD 0.87% 24/05/2022	GB	USD	448,185	447,927 0.01
Gldm Sachs Int CD 1.46% 06/10/2022	GB	USD	448,185	447,558 0.01
DBS Bank HK BRH CP 1.00% 22/06/2022	HK	USD	448,185	447,473 0.01
ING Bank CP 0.94% 24/06/2022	NL	USD	448,185	447,466 0.01
Mizuho Bank Syd CD 1.12% 29/06/2022	JP	USD	448,185	447,358 0.01
National Au Ldn CD 1.76% 03/10/2022	GB	USD	448,185	444,854 0.01
Robobank Ned CD 1.81% 11/10/2022	NL	USD	448,185	444,560 0.01
UBS CP 1.88% 03/11/2022	CH	USD	448,185	443,919 0.01
TD Bank Ldn Bhd CD 1.90% 03/11/2022	GB	USD	448,185	443,874 0.01
BCFM Paris CD 0.82% 09/05/2022	FR	USD	356,139	356,070 0.00
Cred Ln BRH CD 0.42% 16/05/2022	GB	USD	356,139	356,069 0.00
Cred Ln BRH CD 0.94% 10/05/2022	GB	USD	356,139	356,052 0.00
SE Banken CP 0.27% 25/05/2022	SE	USD	356,139	355,991 0.00
Sveabank CP 0.27% 01/06/2022	SE	USD	356,139	355,898 0.00
BCFM Paris CP 0.63% 01/06/2022	FR	USD	356,139	355,898 0.00
La Banque Postale CP 0.58% 01/06/2022	FR	USD	356,139	355,881 0.00

国コード	通貨	株数または額 面価値	時価 (米ドル)	% Net Assets
DBS Bank Sg CP 0.28% 10/06/2022	SG	USD	356,139	355,770 0.00
Korea Dev Bank CP 0.99% 28/06/2022	KR	USD	356,139	355,502 0.00
BCFM Paris CP 0.97% 11/07/2022	FR	USD	356,139	355,261 0.00
Dekabank(Ungtd) CP 0.53% 17/05/2022	DE	USD	224,092	224,000 0.00
Credit Agricole CD 0.92% 03/06/2022	FR	USD	224,092	223,901 0.00
Bancoscan CP 0.99% 05/07/2022	ES	USD	224,092	223,567 0.00
DBS Bank HK BRH CP 0.33% 07/07/2022	HK	USD	112,046	111,797 0.00
Se Banken CD 0.20% 08/07/2022	SE	USD	89,637	89,510 0.00
			19,447,297	0.22

非上場

Jonah Energy	US	USD	18,157	1,005,697 0.01
Mesquite 5.00% 15/07/2023	US	USD	77,188	362,783 0.00
Mesquite Energy	US	USD	5,681	315,947 0.00
Sanchez 15.00% 15/07/2023	US	USD	44,747	233,131 0.00
Superior Energy Services	US	USD	4,712	121,398 0.00
Firo Holdings*	GB	GBP	112,465	1 0.00
EP Energy	US	USD	32,585	0 0.00
			2,038,957	0.02

公益事業

Pure West Energy	US	USD	804	27,832 0.00
Pure West Energy RTS 31/12/2049	US	USD	485	0 0.00
			27,832	0.00

素材

Pearl Holding II 6.00% (Perpetual) Reg S	KY	USD	2,765,907	124,466 0.00
New WEI 9.50% 15/10/2019 144A (Defaulted)	US	USD	498,414	5 0.00
Sino Forest 0.00% 28/07/2014 (Defaulted)	CA	USD	143,865	1 0.00
Minebea Nickel 1.00% 15/04/2044	AU	USD	15,193	0 0.00
			124,472	0.00

資本財・サービス

Gansu Provincia 6.10% 04/06/2022	CN	CNY	2,609,346	396,597 0.00
Hertz 6.00% 15/01/2028 144A (Defaulted)	US	USD	634,389	39,649 0.00
Hertz 7.125% 01/08/2026 144A (Defaulted)	US	USD	624,813	39,051 0.00
BLT Finance 7.50% 31/12/2049 (Defaulted)	NL	USD	14,910,007	21,453 0.00
Hertz 5.50% 15/10/2024 (Defaulted)	US	USD	504,160	5 0.00
			496,755	0.01

一般消費財・サービス

Virgin Media Secured Fin. 4.125% 15/08/2030 Reg S	GB	GBP	8,032,032	8,781,506 0.10
JPIMedia FRN 35.24% 17/11/2023	GB	GBP	239,105	131,456 0.00
UC Holdings	US	USD	12,436	60,439 0.00
ACC Claims Holdings	US	USD	17,763	244 0.00
JPIMedia	GB	GBP	24,353	0 0.00
			8,973,645	0.10

生活必需品

Market Bance Finco 5.50% 04/11/2027 Reg S	GB	GBP	6,482,004	4,138,907 0.05
Northeast Grocery	US	USD	92,842	36,948 0.00
Tops Holding 8.00% 15/06/2022 (Defaulted)	US	USD	1,201,269	12 0.00
			4,175,867	0.05

ヘルスケア

Rural Metro 10.125% 15/07/2019 (Defaulted)	US	USD	552,038	6 0.00
			6	0.00

金融

Ginnie Mae 2.50% 01/05/2052 (Perpetual)	US	USD	2,546,213	2,366,188 0.03
JPM (Indonesia) CLN 7.00% 19/05/2027 EMTN	ID	IDR	9,754,459,534	688,238 0.01
DBPTZ 2012-2 3.025% 26/02/2028	CN	CNY	4,368,566	665,005 0.01
JPM (Colombia) CLN 10.00% 26/07/2024	CO	COP	155,157,784	39,298 0.00
			3,759,429	0.04

国債

United Kingdom Treasury Bill 0.00% 03/05/2022	GB	GBP	38,281,803	48,106,828 0.54
Singapore 0.83% 17/05/2022	SG	SGD	28,690,000	20,753,228 0.23
Malaysia 3.75% 22/05/2040	MY	MYR	52,753,646	10,444,052 0.12
Singapore 3.50% 17/06/2038	SG	SGD	13,329,000	9,637,730 0.11
Thailand 3.775% 25/06/2032	TH	THB	227,150,995	7,157,380 0.08
Thailand 2.875% 17/06/2046	TH	THB	269,229,976	6,491,939 0.07
Th				

国コード	通貨	株数または額 面価値	時価 (米ドル)	% Net Assets	
Hellas Tel. I. 6.054%	15/01/2015 144A (Defaulted)	LU	USD	34,741	0 0.00
				186,891	0.00
その他					(2) (0.00)
投資資産合計 (取得価額 USD 9,516,070,258)				8,423,500,650	94.96

銀行預金

DZ Bank TD 0.31%	03/05/2022	DE	USD	3,138,238	3,138,238	0.04	
Bred Banque TD 0.33%	05/05/2022	FR	USD	3,137,350	3,137,350	0.04	
BNP Paribas TD 0.28%	03/05/2022	FR	USD	3,137,293	3,137,293	0.04	
Royalbank Next Tet 0.30%	03/05/2022	NL	USD	2,240,961	2,240,961	0.03	
Credit Agricole CIB London	TD 0.30%	03/05/2022	FR	USD	1,792,739	1,792,739	0.02
Landesbank Ln TD 0.33%	03/05/2022	GB	USD	1,344,554	1,344,554	0.02	
MUFG Bank TD 0.27%	03/05/2022	JP	USD	1,098,052	1,098,052	0.01	
				15,889,187	0.18		

投資資産合計 (含む銀行預金)

				8,459,189,837	95.14
--	--	--	--	----------------------	--------------

通貨	契約額等	未実現 (損 % Net) 益 (米ドル)	% Assets
USD	21,367,176	927,750	0.01
EUR	40,115,131	354,877	0.00
GBP	89,066	1,259	0.00
CHF	166,972	(3,691)	(0.00)
JPY	198,289	(75,909)	(0.00)
HKD	9,428,621	(454,032)	(0.00)
CNY	40,016,293	(478,766)	(0.01)
INR	45,814,476	(497,166)	(0.00)
PLN	213,166,182	(8,071,287)	(0.09)
		(8,275,065)	(0.09)

差金決済取引

Price Return Index (GS)	USD	21,367,176	927,750	0.01
Stoxx Europe 600 Ret Index (GS)	EUR	40,115,131	354,877	0.00
Apollo Global Management (GS)	USD	89,066	1,259	0.00
Arthur J Gallagher (GS)	USD	166,972	(3,691)	(0.00)
Armac LocoLog Logistica (G)	USD	198,289	(75,909)	(0.00)
Cisco Systems (PLS)	USD	9,428,621	(454,032)	(0.00)
Financial Times-SE 100 Index (HSBC)	GBP	40,016,293	(478,766)	(0.01)
Sandvik (US)	EUR	45,814,476	(497,166)	(0.00)
Amex Energy Select Index (PLS)	USD	213,166,182	(8,071,287)	(0.09)
		(8,275,065)	(0.09)	

通貨	契約額等	未実現 (損 % Net) 益 (米ドル)	% Assets
USD	21,367,176	927,750	0.01
EUR	40,115,131	354,877	0.00
GBP	89,066	1,259	0.00
CHF	166,972	(3,691)	(0.00)
JPY	198,289	(75,909)	(0.00)
HKD	9,428,621	(454,032)	(0.00)
CNY	40,016,293	(478,766)	(0.01)
INR	45,814,476	(497,166)	(0.00)
PLN	213,166,182	(8,071,287)	(0.09)
		(8,275,065)	(0.09)

クレジット・デフォルト・スワップ

Bought protection on CDX EM CDSI S37 5 Year	20/06/2027	USD	30,327,588	2,370,453	0.03
Sold protection on CDX NA HY S38 5 Year	20/06/2027	USD	38,798,018	705,131	0.01
Sold protection on iTraxx Xover S37 5 Year	20/06/2027	EUR	11,004,173	356,122	0.00
Bought protection on Rolls-Royce PI 8.75%	20/12/2026	EUR	3,203,738	277,947	0.00
Bought protection on Deutsche Lufthansa 0.25%	20/12/2026	EUR	1,617,619	163,699	0.00
Sold protection on Alltice 6.25%	20/12/2024	EUR	2,794,599	162,841	0.00
Bought protection on Auchan Holding 2.875%	20/12/2026	EUR	3,203,738	151,412	0.00
Bought protection on Alstom 0.25%	20/12/2026	EUR	2,087,895	126,239	0.00
Sold protection on Intrum Just 3.125%	20/06/2024	EUR	1,550,052	73,821	0.00
Sold protection on Vertical H 6.625%	20/06/2026	EUR	1,275,044	70,334	0.00
Bought protection on Brazil 4.25%	20/06/2027	USD	1,226,426	70,002	0.00
Bought protection on Alstom 0.25%	20/12/2026	EUR	3,178,612	68,533	0.00
Bought protection on Continental 0.375%	20/12/2026	EUR	1,601,869	27,090	0.00
Bought protection on Carrefour 1.25%	20/06/2027	EUR	2,422,923	22,187	0.00
Bought protection on Wacom 6.75%	20/06/2026	EUR	1,697,475	12,228	0.00
Sold protection on Telecom Italia 5.375%	20/06/2022	EUR	1,515,057	233	0.00
Bought protection on ConocoPhillips 5.9%	20/06/2022	USD	611,991	(773)	(0.00)
Bought protection on Annet 4.875%	20/06/2026	USD	1,476,804	(2,452)	(0.00)
Bought protection on Lincoln National 3.35%	20/12/2025	USD	1,086,384	(8,456)	(0.00)
Bought protection on Dow Chemical 7.375%	20/06/2026	USD	1,697,475	(12,316)	(0.00)
Bought protection on Air France 1.875%	20/12/2026	EUR	1,324,031	(12,832)	(0.00)
Bought protection on Weis Fargo 3.069%	20/12/2025	EUR	1,550,052	(15,617)	(0.00)
Bought protection on Allianz 0.875%	20/12/2026	EUR	1,617,619	(19,424)	(0.00)
Bought protection on Michelin Comp 1.125%	20/12/2026	EUR	1,601,869	(53,385)	(0.00)
Sold protection on Air France 1.875%	20/12/2026	EUR	797,240	(4,215)	(0.00)
Bought protection on Goodyear Tire 5%	20/12/2026	USD	2,096,403	(69,924)	(0.00)
Bought protection on Carlsberg Brew 2.625%	20/12/2026	EUR	4,808,794	(108,156)	(0.00)
Sold protection on Rolls-Royce 2.125%	20/06/2025	EUR	3,174,113	(138,204)	(0.00)
Bought protection on General Motors 4.875%	20/06/2026	EUR	1,697,475	(205,488)	(0.00)
Bought protection on iTraxx Xover S37 5 Year	20/06/2027	EUR	13,376,485	(459,368)	(0.00)
Sold protection on Adler Real Est 1.5%	20/06/2026	EUR	3,150,561	(480,841)	(0.01)
Bought protection on CDX NA HY S38 5 Year	20/06/2027	USD	53,016,814	(963,550)	(0.01)
Sold protection on Turkey 11.875%	20/12/2026	USD	9,482,003	(1,777,456)	(0.02)
			335,315	0.00	

通貨	契約額等	未実現 (損 % Net) 益 (米ドル)	% Assets
USD	21,367,176	927,750	0.01
EUR	40,115,131	354,877	0.00
GBP	89,066	1,259	0.00
CHF	166,972	(3,691)	(0.00)
JPY	198,289	(75,909)	(0.00)
HKD	9,428,621	(454,032)	(0.00)
CNY	40,016,293	(478,766)	(0.01)
INR	45,814,476	(497,166)	(0.00)
PLN	213,166,182	(8,071,287)	(0.09)
		(8,275,065)	(0.09)

外国為替先物取引

Bought USD Sold GBP at 1.339710	07/06/2022	USD	251,238,114	16,602,871	0.19
---------------------------------	------------	-----	-------------	------------	------

通貨	契約額等	未実現 (損 % Net) 益 (米ドル)	% Assets		
Bought USD Sold CNY at 0.155871	25/05/2022	USD	447,964,622	16,505,428	0.19
Bought USD Sold EUR at 1.080456	25/05/2022	USD	596,076,405	14,521,695	0.16
Bought USD Sold GBP at 1.301575	25/05/2022	USD	368,061,294	13,162,795	0.15
Bought USD Sold GBP at 1.301176	25/05/2022	USD	367,379,080	13,021,747	0.15
Bought USD Sold EUR at 1.080808	25/05/2022	USD	366,715,093	9,056,296	0.10
Bought USD Sold EUR at 1.080657	25/05/2022	USD	316,868,034	7,779,966	0.09
Bought USD Sold EUR at 1.080640	25/05/2022	USD	316,868,034	7,774,859	0.09
Bought USD Sold EUR at 1.146491	18/05/2022	USD	50,530,549	4,411,015	0.05
Bought USD Sold CHF at 1.055878	25/05/2022	USD	165,782,760	4,216,786	0.05
Bought RUB Sold USD at 118.700000	18/05/2022	USD	6,551,642	4,153,885	0.05
Bought RUB Sold USD at 90.100000	18/05/2022	USD	14,582,084	3,504,292	0.04
Bought RUB Sold USD at 109.500000	18/05/2022	USD	6,453,880	3,665,864	0.04
Bought USD Sold EUR at 1.146656	18/05/2022	USD	37,110,980	3,244,893	0.04
Bought USD Sold AUD at 0.736833	25/05/2022	USD	68,648,782	2,569,811	0.03
Bought RUB Sold USD at 108.500000	18/05/2022	USD	4,463,548	2,205,148	0.02
Bought USD Sold EUR at 1.146548	18/05/2022	USD	23,234,297	2,029,613	0.02
Bought RUB Sold USD at 118.000000	18/05/2022	USD	3,179,698	1,985,357	0.02
Bought USD Sold EUR at 1.135457	18/05/2022	USD	25,138,604	1,931,553	0.02
Bought USD Sold ZAR at 0.065480	18/05/2022	USD	39,395,417	1,564,474	0.02
Bought RUB Sold USD at 117.000000	18/05/2022	USD	11,887,814	1,360,098	0.01
Bought RUB Sold USD at 117.000000	18/05/2022	USD	2,215,612	1,352,897	0.02
Bought USD Sold TWD at 0.035558	18/05/2022	USD	28,130,011	1,286,066	0.01
Bought USD Sold EUR at 1.112072	18/05/2022	USD	22,789,962	1,245,664	0.01
Bought RUB Sold USD at 92.750000	18/05/2022	USD	4,299,257	1,190,006	0.01
Bought USD Sold EUR at 1.134161	18/05/2022	USD	14,762,887	1,116,178	0.01
Bought USD Sold JPY at 0.008648	18/05/2022	USD	8,114,638	991,618	0.01
Bought USD Sold ILS at 0.312880	18/05/2022	USD	22,905,265	889,088	0.01
Bought USD Sold HUF at 0.003201	18/05/2022	USD	4,527,774	826,759	0.01
Bought USD Sold TWD at 0.034035	18/05/2022	USD	15,392,699	800,082	0.01
Bought USD Sold CZK at 0.045928	18/05/2022	USD	10,238,821	749,293	0.01
Bought USD Sold PLN at 0.250065	11/05/2022	USD	6,126,684	676,539	0.01
Bought USD Sold HUF at 0.003109	11/05/2022	USD	5,646,407	665,772	0.01
Bought USD Sold EUR at 1.100161	18/05/2022	USD	13,787,392	611,176	0.01
Bought USD Sold EUR at 1.091492	18/05/2022	USD	15,775,665	557,363	0.01
Bought USD Sold MYR at 0.238407	18/05/2022	USD	12,288,854	462,900	0.01
Bought USD Sold GBP at 1.341441	07/06/2022	USD	6,631,292	447,358	0.01
Bought USD Sold CNY at 0.154780	18/05/2022	USD	14,360,393	417,095	0.01
Bought USD Sold TWD at 0.034389	11/05/2022	USD	5,789,456	412,710	0.01
Bought USD Sold GBP at 1.356058	18/05/2022	USD	5,121,608	405,194	0.01
Bought USD Sold HUF at 0.002869	18/05/2022	USD	11,912,685	388,943	0.01
Bought USD Sold EUR at 1.105128	18/05/2022	USD	7,710,900	370,647	0.00
Bought USD Sold EUR at 1.094865	18/05/2022	USD	5,833,368	355,336	0.00
Bought USD Sold PLN at 0.248327	11/05/2022	USD	3,148,826	325,406	0.00
Bought USD Sold GBP at 1.308528	07/06/2022	USD	2,255,854	299,456	0.00
Bought USD Sold GBP at 1.311451	07/06/2022	USD	6,739,742	295,725	0.00
Bought USD Sold ILS at 0.310384	18/05/2022	USD	9,113,085	275,886	0.00
Bought USD Sold CLP at 0.001276	11/05/2022	USD	3,03,024	262,796	0.00
Bought USD Sold EUR at 1.101614	18/05/2022	USD	5,736,582	256,657	0.00
Bought USD Sold EUR at 1.099634	18/05/2022	USD	5,925,488	253,896	0.00
Bought USD Sold USD at 1.358800	11/05/2022	USD	5,444,042	253,298	0.00
Bought BRL Sold USD at 5.422500	11/05/2022	USD	2,589,543	250,166	0.00
Bought RUB Sold USD at 118.000001	18/05/2022	USD	395,627	247,024	0.00
Bought USD Sold ILS at 0.311735	18/05/2022	USD	4,602,120	236,886	0.00
Bought USD Sold PHP at 0.019873	18/05/2022	USD	15,827,409	236,210	0.00
Bought USD Sold COP at 0.000245	18/05/2022	USD	5,348,295	228,781	0.00
Bought USD Sold EUR at 1.120441	18/05/2022	USD	5,372,907	223,647	0.00
Bought USD Sold MYR at 0.238749	11/05/2022	USD	5,583,072	219,226	0.00
Bought BRL Sold USD at 5.312677	18/05/2022	USD	3,005,098	216,143	0.00
Bought USD Sold EUR at 1.000358	18/05/2022	USD	8,713,351		

	契約額等USD	未実現(損 % Net)	益(米下 Assets)	ル)
Bought USD Solid IDR at 0.000070 18/05/2022	10,375,692	124,722	0.00	
Bought USD Solid PLN at 0.256872 18/05/2022	2,275,802	120,512	0.00	
Bought RUB Solid USD at 0.072274 18/05/2022	2,355,287	118,787	0.00	
Bought USD Solid EUR at 1.145287 18/05/2022	1,516,563	110,956	0.00	
Bought USD Solid THB at 0.027975 11/05/2022	5,441,737	110,846	0.00	
Bought USD Solid CNY at 0.157373 18/05/2022	2,930,520	110,625	0.00	
Bought USD Solid THB at 0.035696 18/05/2022	2,104,949	107,805	0.00	
Bought USD Solid IDR at 0.122724 18/05/2022	4,291,463	107,711	0.00	
Bought USD Solid MYR at 0.256742 18/05/2022	3,450,333	104,555	0.00	
Bought RUB Solid USD at 108.000000 11/05/2022	205,944	104,061	0.00	
Bought RUB Solid USD at 77.607511 18/05/2022	1,489,236	103,000	0.00	
Bought USD Solid EUR at 1.122724 18/05/2022	1,589,951	102,947	0.00	
Bought USD Solid ZAR at 0.064650 18/05/2022	2,126,004	101,215	0.00	
Bought USD Solid PLN at 0.233299 18/05/2022	2,710,185	100,238	0.00	
Bought USD Solid HUF at 0.002992 11/05/2022	1,612,495	99,560	0.00	
Bought USD Solid EUR at 1.153170 18/05/2022	1,527,569	99,111	0.00	
Bought USD Solid ILS at 0.306954 18/05/2022	4,570,944	96,156	0.00	
Bought USD Solid EUR at 1.105739 18/05/2022	1,972,940	95,988	0.00	
Bought USD Solid HKD at 0.127562 25/05/2022	225,420,338	94,025	0.00	
Bought USD Solid EUR at 1.146511 18/05/2022	1,078,763	93,992	0.00	
Bought USD Solid EUR at 1.094618 18/05/2022	2,415,863	92,058	0.00	
Bought USD Solid EUR at 1.102761 18/05/2022	2,004,162	91,847	0.00	
Bought USD Solid EUR at 1.101920 18/05/2022	2,022,564	91,077	0.00	
Bought USD Solid RON at 0.228302 18/05/2022	1,214,079	90,191	0.00	
Bought USD Solid ZAR at 0.064854 11/05/2022	1,086,597	89,325	0.00	
Bought USD Solid MYR at 0.238152 18/05/2022	2,435,327	89,026	0.00	
Bought USD Solid EUR at 1.111942 18/05/2022	1,626,466	88,700	0.00	
Bought USD Solid INR at 0.013122 18/05/2022	16,024,626	86,863	0.00	
Bought RUB Solid USD at 108.000000 18/05/2022	1,015,611	86,198	0.00	
Bought USD Solid KRW at 0.000806 25/05/2022	5,296,501	84,400	0.00	
Bought USD Solid EUR at 1.120682 18/05/2022	1,323,577	83,152	0.00	
Bought USD Solid CNY at 0.154156 18/05/2022	3,524,941	81,779	0.00	
Bought USD Solid EUR at 1.116511 18/05/2022	1,523,722	81,277	0.00	
Bought USD Solid TWD at 0.056173 11/05/2022	1,283,352	80,277	0.00	
Bought USD Solid COP at 0.000253 18/05/2022	25,381,185	80,547	0.00	
Bought USD Solid THB at 0.030374 11/05/2022	1,978,913	79,568	0.00	
Bought USD Solid EUR at 1.102285 18/05/2022	1,749,790	79,599	0.00	
Bought TRY Solid USD at 0.564250 18/05/2022	9,114,161	77,569	0.00	
Bought USD Solid ZAR at 0.065448 11/05/2022	2,520,220	77,174	0.00	
Bought EUR Solid JPY at 0.007673 18/05/2022	1,510,421	75,358	0.00	
Bought USD Solid THB at 0.027988 11/05/2022	5,959,429	74,933	0.00	
Bought BRL Solid USD at 0.534780 18/05/2022	797,108	73,105	0.00	
Bought USD Solid ZAR at 0.064650 11/05/2022	3,985,798	73,016	0.00	
Bought USD Solid CNY at 0.157492 18/05/2022	1,539,808	72,491	0.00	
Bought USD Solid THB at 0.030680 18/05/2022	1,424,758	71,114	0.00	
Bought USD Solid CLP at 0.001143 18/05/2022	1,540,571	70,532	0.00	
Bought USD Solid PLN at 0.235437 18/05/2022	1,836,950	69,606	0.00	
Bought USD Solid IDR at 0.000069 18/05/2022	12,408,391	69,603	0.00	
Bought USD Solid CLP at 0.001242 18/05/2022	1,137,023	68,195	0.00	
Bought USD Solid GBP at 0.318709 18/05/2022	1,414,044	68,023	0.00	
Bought USD Solid THB at 0.027977 18/05/2022	3,280,902	44,771	0.00	
Bought USD Solid CZK at 0.044554 18/05/2022	1,743,482	63,488	0.00	
Bought USD Solid EUR at 1.112220 18/05/2022	1,159,844	62,458	0.00	
Bought USD Solid EUR at 1.122764 18/05/2022	904,749	60,699	0.00	
Bought USD Solid CNY at 0.154655 18/05/2022	1,446,925	58,615	0.00	
Bought USD Solid THB at 0.030550 18/05/2022	1,269,599	58,605	0.00	
Bought MXN Solid USD at 20.763200 11/05/2022	3,120,711	57,300	0.00	
Bought USD Solid MYR at 0.238050 18/05/2022	1,576,211	56,270	0.00	
Bought USD Solid BRL at 0.208860 11/05/2022	1,729,110	56,598	0.00	
Bought USD Solid EUR at 1.080406 18/05/2022	2,282,596	56,214	0.00	
Bought USD Solid EUR at 1.105770 18/05/2022	1,152,120	56,087	0.00	
Bought USD Solid ZAR at 0.064694 18/05/2022	2,521,306	55,998	0.00	
Bought USD Solid INR at 0.013144 11/05/2022	9,107,479	54,539	0.00	
Bought USD Solid IDR at 0.000069 11/05/2022	10,261,514	53,454	0.00	
Bought USD Solid CNY at 0.157486 18/05/2022	1,127,481	53,029	0.00	
Bought USD Solid CZK at 0.044322 18/05/2022	1,480,852	52,821	0.00	
Bought GBP Solid EUR at 0.842842 18/05/2022	8,540,987	52,769	0.00	
Bought USD Solid NZD at 0.649382 18/05/2022	1,568,824	52,735	0.00	
Bought USD Solid CNY at 0.157010 18/05/2022	1,155,206	50,679	0.00	
Bought EUR Solid GBP at 1.207280 18/05/2022	3,807,676	50,402	0.00	
Bought USD Solid TWD at 0.035836 18/05/2022	890,250	47,990	0.00	
Bought USD Solid CZK at 0.044021 18/05/2022	1,944,956	47,161	0.00	
Bought EUR Solid GBP at 1.212153 18/05/2022	2,751,573	47,038	0.00	
Bought USD Solid IDR at 0.000069 25/05/2022	4,282,492	46,699	0.00	
Bought USD Solid TRY at 0.069621 11/05/2022	1,130,874	45,533	0.00	
Bought USD Solid BRL at 0.218861 18/05/2022	1,110,470	45,387	0.00	
Bought USD Solid ILS at 0.309572 18/05/2022	1,522,591	45,384	0.00	
Bought MXN Solid USD at 20.969040 18/05/2022	1,686,791	44,920	0.00	
Bought USD Solid PLN at 0.230902 18/05/2022	1,694,110	44,682	0.00	
Bought USD Solid CNY at 0.155579 18/05/2022	1,233,971	44,062	0.00	
Bought BRL Solid USD at 0.528917 18/05/2022	754,437	43,064	0.00	
Bought USD Solid MXN at 0.050166 11/05/2022	1,885,305	43,017	0.00	
Bought USD Solid EUR at 1.134831 18/05/2022	564,131	43,011	0.00	
Bought USD Solid COP at 0.000261 18/05/2022	1,159,620	42,975	0.00	
Bought USD Solid RON at 0.218851 18/05/2022	1,485,647	42,404	0.00	
Bought USD Solid CNY at 0.157309 18/05/2022	915,764	41,997	0.00	
Bought USD Solid ZAR at 0.066317 18/05/2022	876,938	41,962	0.00	
Bought USD Solid IDR at 0.000070 11/05/2022	3,477,846	41,855	0.00	
Bought USD Solid CNY at 0.001401 18/05/2022	5,439,209	41,544	0.00	
Bought USD Solid HUF at 0.002961 11/05/2022	634,131	40,996	0.00	
Bought USD Solid MYR at 0.232324 18/05/2022	3,779,683	40,816	0.00	
Bought USD Solid HUF at 0.002849 18/05/2022	1,550,689	39,794	0.00	
Bought USD Solid MXN at 0.051025 18/05/2022	3,971,671	39,767	0.00	
Bought USD Solid CNY at 0.151446 18/05/2022	5,646,766	38,852	0.00	
Bought USD Solid ZAR at 0.066507 18/05/2022	1,103,184	38,673	0.00	
Bought USD Solid EUR at 1.110720 18/05/2022	748,600	37,330	0.00	
Bought USD Solid THB at 0.029488 18/05/2022	3,735,631	36,478	0.00	
Bought USD Solid EUR at 1.087446 18/05/2022	1,159,797	36,306	0.00	

	契約額等USD	未実現(損 % Net)	益(米下 Assets)	ル)
Bought USD Solid MYR at 0.237631 18/05/2022	1,057,889	36,275	0.00	
Bought USD Solid ILS at 0.309919 18/05/2022	1,160,087	35,916	0.00	
Bought USD Solid EUR at 0.202697 11/05/2022	1,235,622	35,164	0.00	
Bought MXN Solid USD at 20.753600 18/05/2022	2,236,668	34,659	0.00	
Bought ZAR Solid USD at 15.962600 18/05/2022	3,641,393	34,450	0.00	
Bought USD Solid PHP at 0.019522 11/05/2022	3,237,268	34,254	0.00	
Bought USD Solid PHP at 0.019224 11/05/2022	6,230,024	34,135	0.00	
Bought USD Solid MYR at 0.237631 18/05/2022	973,617	33,817	0.00	
Bought USD Solid ILS at 0.303757 11/05/2022	3,073,533	33,403	0.00	
Bought USD Solid HUF at 0.002868 18/05/2022	1,051,429	33,346	0.00	
Bought EUR Solid GBP at 1.203652 18/05/2022	3,268,830	32,615	0.00	
Bought USD Solid PLN at 0.242641 18/05/2022	1,118,189	32,572	0.00	
Bought USD Solid PLN at 0.232763 18/05/2022	926,573	32,063	0.00	
Bought USD Solid PLN at 0.229190 18/05/2022	1,685,314	31,556	0.00	
Bought USD Solid PEN at 0.266461 11/05/2022	1,292,663	31,375	0.00	
Bought USD Solid MXN at 0.049898 18/05/2022	1,743,871	31,513	0.00	
Bought USD Solid PLN at 0.231750 18/05/2022	1,025,710	30,782	0.00	
Bought MXN Solid USD at 20.672700 11/05/2022	2,179,112	30,338	0.00	
Bought USD Solid CLP at 0.001192 11/05/2022	1,917,235	30,169	0.00	
Bought USD Solid BRL at 0.230845 18/05/2022	900,355	29,706	0.00	
Bought USD Solid RON at 0.220289 18/05/2022	802,571	29,358	0.00	
Bought USD Solid INR at 0.013187 11/05/2022	3,098,419	28,893	0.00	
Bought BRL Solid USD at 5.118240 18/05/2022	873,911	28,572	0.00	
Bought USD Solid EUR at 1.113467 18/05/2022	496,246	27,893	0.00	
Bought USD Solid CLP at 0.001122 18/05/2022	816,659	27,486	0.00	
Bought USD Solid THB at 0.030103 11/05/2022	876,202	27,106	0.00	
Bought PHP Solid USD at 52.737000 11/05/2022	3,201,876	26,591	0.00	
Bought USD Solid NZD at 0.673729 25/05/2022	650,211	26,213	0.00	
Bought USD Solid MYR at 0.236646 25/05/2022	425,580	26,203	0.00	
Bought USD Solid MYR at 0.236638 18/05/2022	873,990	26,162	0.00	
Bought USD Solid CLP at 0.001214 18/05/2022	726,910	25,976	0.00	
Bought USD Solid ZAR at 0.063715 11/05/2022	4,390,741	25,880	0.00	
Bought USD Solid EUR at 0.209897 18/05/2022	2,571,712	25,771	0.00	
Bought USD Solid ILS at 0.309248 18/05/2022	894,561	25,711	0.00	
Bought USD Solid THB at 0.030045 18/05/2022	878,557	25,344	0.00	
Bought USD Solid PLN at 0.250044 11/05/2022	227,179	25,065	0.00	
Bought USD Solid CLP at 0.001284 11/05/2022	254,605	23,976	0.00	
Bought USD Solid MYR at 0.236646 25/05/2022	1,133,022	23,902	0.00	
Bought USD Solid PLN at 0.231000 18/05/2022	819,199	21,929	0.00	
Bought MXN Solid USD at 20.765156 18/05/2022	1,270,669	21,820	0.00	
Bought MXN Solid USD at 20.976699 18/05/2022	791,876	21,699	0.00	
Bought MXN Solid USD at 0.043661 18/05/2022	1,095,301	21,537	0.00	
Bought USD Solid HUF at 0.003198 11/05/2022	143,255	21,502	0.00	
Bought USD Solid BRL at 0.206941 18/05/2022	818,208	20,979	0.00	
Bought USD Solid HKD at 0.123848 18/05/2022	3,059,951	20,633	0.00	
Bought USD Solid MXN at 0.051532 18/05/2022	2,781,274	20,361	0.00	
Bought USD Solid MXN at 0.049831 18/05/2022	1,126,867	19,657	0.00	
Bought EUR Solid GBP at 1.196856 18/05/2022	4,657,110	19,481	0.00	
Bought GBP Solid EUR at 0.845134 18/05/2022	5,625,785	19,088	0.00	
Bought USD Solid ILS at 0.308925 18/05/2022	736,192	18,765	0.00	
Bought USD Solid THB at 0.029722 18/05/2022	1,047,182	18,620	0.00	
Bought INR Solid USD at 76.841000 25/05/2022	10,540,092	18,571	0.00	
Bought PHP Solid USD at 52.642000 25/05/2022	5,810,551	18,563	0.00	
Bought COP Solid USD at 4066.250001 11/05/2022	1,880,898	18,386	0.00	
Bought MXN Solid USD at 20.765206 18/05/2022	1,101,532	18,280	0.00	
Bought USD Solid MYR at 0.235520 18/05/2022	1,076,854	17,658	0.00	
Bought USD Solid TWD at 0.036192 11/05/2022	267,922	17,546	0.00	
Bought MXN Solid USD at 20.837121 18/05/2022	847,778	17,477	0.00	
Bought USD Solid KRW at 0.000797 11/05/2022	6,091,332	16,929	0.00	
Bought USD Solid SGD at 0.736450 18/05/2022	911,771	16,154	0.00	
Bought CZK Solid USD at 23.513460 18/05/2022	2,545,691	15,986	0.00	
Bought COP Solid USD at 4066.249993 11/05/2022	1,620,792	15,844	0.00	
Bought USD Solid KRW at 0.020810 18/05/2022	796,122	15,319	0.00	
Bought USD Solid EUR at 1.113153 04/05/2022	271,772	15,294	0.00	
Bought MYR Solid USD at 4.367000 18/05/2022	4,469,624	14,890	0.00	
Bought USD Solid CNY at 0.151559 18/05/2022	1,949,148	14,868	0.00	
Bought USD Solid EUR at 0.209897 11/05/2022	1,101,295	13,749	0.00	
Bought COP Solid USD at 4016.999999 11/05/2022	1,085,879	13,557	0	

契約額等USD	未実現(損 % Net)	益(米下 Assets)	ル)
Bought RUB Solid USD at 76.963606 11/05/2022	67,316	4,894	0.00
Bought USD Solid KRW at 0.800829 11/05/2022	114,838	4,087	0.00
Bought BRL Solid USD at 0.961025 11/05/2022	2,154,250	4,863	0.00
Bought USD Solid HUF at 0.002789 18/05/2022	1,252,563	4,848	0.00
Bought COP Solid USD at 3991.130004 18/05/2022	976,366	4,615	0.00
Bought RUB Solid USD at 76.963602 11/05/2022	63,286	4,601	0.00
Bought USD Solid HUF at 0.002922 11/05/2022	90,497	4,587	0.00
Bought USD Solid THB at 0.032421 11/05/2022	708,985	4,508	0.00
Bought PEN Solid USD at 3.862400 18/05/2022	1,096,053	4,249	0.00
Bought USD Solid CAD at 0.784511 06/05/2022	929,134	4,209	0.00
Bought USD Solid TWD at 0.034203 25/05/2022	803,326	3,870	0.00
Bought USD Solid COP at 0.002053 11/05/2022	1,163,410	3,815	0.00
Bought RUB Solid USD at 77.410377 11/05/2022	46,373	3,790	0.00
Bought USD Solid ILS at 0.312305 11/05/2022	94,887	3,730	0.00
Bought INR Solid USD at 76.700000 11/05/2022	1,685,499	3,587	0.00
Bought USD Solid THB at 0.030215 11/05/2022	98,640	3,423	0.00
Bought USD Solid ZAR at 0.065556 11/05/2022	107,360	3,415	0.00
Bought INR Solid USD at 76.856100 18/05/2022	1,101,971	3,394	0.00
Bought COP Solid USD at 3988.500004 18/05/2022	851,059	3,378	0.00
Bought USD Solid COP at 0.002020 11/05/2022	106,702	3,299	0.00
Bought GBP Solid USD at 0.796504 06/05/2022	3,199,578	2,961	0.00
Bought RUB Solid USD at 77.495265 11/05/2022	35,964	2,881	0.00
Bought GBP Solid EUR at 0.839787 18/05/2022	3,387,567	2,798	0.00
Bought USD Solid PEN at 0.261151 11/05/2022	715,633	2,708	0.00
Bought USD Solid HKD at 0.127543 18/05/2022	6,295,358	2,694	0.00
Bought THB Solid USD at 34.316100 18/05/2022	1,177,977	2,489	0.00
Bought USD Solid CLP at 0.001246 11/05/2022	36,454	2,229	0.00
Bought PHP Solid USD at 52.511000 18/05/2022	946,230	2,213	0.00
Bought USD Solid MXN at 0.232525 11/05/2022	70,517	2,140	0.00
Bought USD Solid ILS at 0.308522 11/05/2022	78,141	2,088	0.00
Bought CLP Solid USD at 853.160000 11/05/2022	1,377,364	2,041	0.00
Bought USD Solid TRY at 0.069487 11/05/2022	53,084	2,031	0.00
Bought USD Solid THB at 0.030465 11/05/2022	18,303	1,931	0.00
Bought USD Solid BRL at 0.210902 25/05/2022	39,454	1,853	0.00
Bought CLP Solid USD at 853.160000 11/05/2022	1,269,864	1,882	0.00
Bought USD Solid JPY at 0.007802 25/05/2022	153,051	1,868	0.00
Bought BRL Solid USD at 0.960040 18/05/2022	2,131,776	1,652	0.00
Bought USD Solid MYR at 0.232414 11/05/2022	152,842	1,610	0.00
Bought USD Solid ILS at 0.315493 11/05/2022	56,379	1,590	0.00
Bought USD Solid KRW at 0.008005 11/05/2022	131,857	1,559	0.00
Bought USD Solid PHP at 0.017450 11/05/2022	89,993	1,555	0.00
Bought USD Solid ZAR at 0.064744 11/05/2022	46,515	1,469	0.00
Bought MXN Solid USD at 20.912232 11/05/2022	56,329	1,446	0.00
Bought USD Solid ILS at 0.311675 11/05/2022	35,434	1,319	0.00
Bought COP Solid USD at 4001.549978 11/05/2022	150,123	1,290	0.00
Bought USD Solid PEN at 0.261151 11/05/2022	88,511	1,279	0.00
Bought USD Solid INR at 0.015158 11/05/2022	157,199	1,111	0.00
Bought USD Solid HUF at 0.002853 11/05/2022	40,926	1,066	0.00
Bought MXN Solid USD at 20.706601 11/05/2022	67,738	1,056	0.00
Bought JPY Solid USD at 0.502070 18/05/2022	233,791	996	0.00
Bought USD Solid CLP at 0.001230 11/05/2022	19,879	957	0.00
Bought MYR Solid USD at 0.356600 18/05/2022	1,188,118	955	0.00
Bought USD Solid KRW at 0.008031 11/05/2022	20,911	947	0.00
Bought USD Solid ILS at 0.310289 11/05/2022	24,804	809	0.00
Bought EUR Solid GBP at 0.119195 18/05/2022	4,982,972	807	0.00
Bought COP Solid USD at 3997.389982 11/05/2022	106,881	804	0.00
Bought USD Solid ZAR at 0.064520 11/05/2022	42,142	784	0.00
Bought MYR Solid USD at 0.355000 18/05/2022	1,268,197	729	0.00
Bought PHP Solid USD at 52.712002 11/05/2022	85,338	670	0.00
Bought USD Solid COP at 0.000254 11/05/2022	88,176	669	0.00
Bought USD Solid AUD at 0.714972 06/05/2022	91,686	643	0.00
Bought GBP Solid EUR at 0.839945 18/05/2022	613,930	621	0.00
Bought USD Solid INR at 0.013346 25/05/2022	700,793	578	0.00
Bought PEN Solid USD at 3.863760 11/05/2022	111,478	573	0.00
Bought USD Solid ILS at 0.305064 11/05/2022	56,739	559	0.00
Bought USD Solid ZAR at 0.063309 18/05/2022	1,738,008	556	0.00
Bought INR Solid USD at 76.761499 11/05/2022	178,125	522	0.00
Bought USD Solid COP at 0.000252 18/05/2022	1,794,735	483	0.00
Bought USD Solid TWD at 0.034163 11/05/2022	81,627	469	0.00
Bought INR Solid USD at 77.113997 11/05/2022	58,994	445	0.00
Bought USD Solid CHF at 0.032116 06/05/2022	125,247	411	0.00
Bought USD Solid AUD at 0.738995 18/05/2022	10,455	385	0.00
Bought USD Solid KRW at 0.000799 11/05/2022	69,790	301	0.00
Bought BRL Solid USD at 0.924810 11/05/2022	18,403	298	0.00
Bought USD Solid TWD at 0.034153 11/05/2022	47,138	257	0.00
Bought USD Solid PEN at 0.261025 11/05/2022	127,064	235	0.00
Bought PHP Solid USD at 52.462000 11/05/2022	70,093	214	0.00
Bought BRL Solid USD at 0.918040 25/05/2022	56,815	151	0.00
Bought USD Solid EUR at 1.056975 06/05/2022	48,398	142	0.00
Bought PHP Solid USD at 52.416998 11/05/2022	45,337	95	0.00
Bought USD Solid AUD at 0.718199 11/05/2022	9,943	80	0.00
Bought USD Solid AUD at 0.711875 25/05/2022	24,859	57	0.00
Bought USD Solid BRL at 0.201759 11/05/2022	8,376	(20)	(0.00)
Bought HKD Solid USD at 0.784230 25/05/2022	578,147	(21)	(0.00)
Bought EUR Solid USD at 0.944781 07/05/2022	48,607	(138)	(0.00)
Bought BRL Solid USD at 0.876530 11/05/2022	13,007	(179)	(0.00)
Bought AUD Solid USD at 1.359202 25/05/2022	16,523	(187)	(0.00)
Bought BRL Solid USD at 0.909699 25/05/2022	18,335	(217)	(0.00)
Bought PLN Solid USD at 0.351951 11/05/2022	12,549	(250)	(0.00)
Bought PEN Solid USD at 3.826900 11/05/2022	63,897	(284)	(0.00)
Bought USD Solid EUR at 1.053516 18/05/2022	440,222	(385)	(0.00)
Bought INR Solid USD at 76.579900 18/05/2022	744,971	(391)	(0.00)
Bought BRL Solid USD at 0.820871 11/05/2022	15,707	(393)	(0.00)
Bought CHF Solid USD at 0.964706 07/05/2022	125,849	(400)	(0.00)
Bought EUR Solid USD at 0.946991 06/05/2022	206,516	(408)	(0.00)
Bought THB Solid USD at 34.147900 11/05/2022	176,823	(510)	(0.00)
Bought PHP Solid USD at 52.123001 11/05/2022	149,588	(514)	(0.00)
Bought ZAR Solid USD at 0.064500 11/05/2022	33,004	(516)	(0.00)

契約額等USD	未実現(損 % Net)	益(米下 Assets)	ル)
Bought USD Solid MYR at 0.228050 11/05/2022	71,451	(522)	(0.00)
Bought CLP Solid USD at 814.069835 11/05/2022	12,342	(557)	(0.00)
Bought USD Solid EUR at 0.917130 11/05/2022	0.14	(579)	(0.00)
Bought BRL Solid USD at 0.467340 11/05/2022	10,912	(596)	(0.00)
Bought CLP Solid USD at 816.650112 11/05/2022	14,765	(611)	(0.00)
Bought BRL Solid USD at 0.472029 11/05/2022	15,341	(613)	(0.00)
Bought ILS Solid USD at 0.325243 11/05/2022	27,798	(615)	(0.00)
Bought AUD Solid USD at 1.339780 07/06/2022	90,381	(616)	(0.00)
Bought USD Solid MXN at 0.048739 11/05/2022	107,594	(674)	(0.00)
Bought USD Solid BRL at 0.198673 25/05/2022	52,337	(682)	(0.00)
Bought KRW Solid USD at 1200.512915 11/05/2022	15,274	(692)	(0.00)
Bought USD Solid USD at 20.249791 11/05/2022	100,183	(699)	(0.00)
Bought CLP Solid USD at 814.070040 11/05/2022	16,517	(733)	(0.00)
Bought PEN Solid USD at 3.813100 11/05/2022	94,437	(759)	(0.00)
Bought INR Solid USD at 0.756529 11/05/2022	106,340	(794)	(0.00)
Bought EUR Solid GBP at 1.190778 18/05/2022	1,008,398	(832)	(0.00)
Bought BRL Solid USD at 0.472031 11/05/2022	18,800	(851)	(0.00)
Bought USD Solid MXN at 0.047742 11/05/2022	35,088	(933)	(0.00)
Bought USD Solid JPY at 0.007671 06/05/2022	234,527	(973)	(0.00)
Bought USD Solid COP at 0.002050 11/05/2022	100,437	(996)	(0.00)
Bought PLN Solid USD at 0.282271 11/05/2022	28,838	(1,025)	(0.00)
Bought EUR Solid GBP at 1.189996 18/05/2022	693,511	(1,028)	(0.00)
Bought USD Solid MXN at 0.048088 11/05/2022	212,378	(1,034)	(0.00)
Bought PHP Solid USD at 52.508500 18/05/2022	695,623	(1,060)	(0.00)
Bought AUD Solid USD at 1.344014 25/05/2022	23,809	(1,081)	(0.00)
Bought PHP Solid USD at 0.515340 11/05/2022	77,502	(1,139)	(0.00)
Bought USD Solid INR at 0.013019 25/05/2022	85,761	(1,190)	(0.00)
Bought MXN Solid USD at 20.293562 11/05/2022	166,924	(1,215)	(0.00)
Bought USD Solid MXN at 0.048998 11/05/2022	859,394	(1,230)	(0.00)
Bought IDR Solid USD at 14418.999956 11/05/2022	189,528	(1,317)	(0.00)
Bought GBP Solid EUR at 0.838670 18/05/2022	486,578	(1,406)	(0.00)
Bought IDR Solid USD at 14420.000055 11/05/2022	209,528	(1,442)	(0.00)
Bought USD Solid EUR at 0.900166 11/05/2022	1,363,395	(1,453)	(0.00)
Bought USD Solid PLN at 0.217066 11/05/2022	40,468	(1,468)	(0.00)
Bought IDR Solid USD at 14436.049928 11/05/2022	266,289	(1,538)	(0.00)
Bought IDR Solid USD at 14418.999876 11/05/2022	222,416	(1,546)	(0.00)
Bought USD Solid BRL at 0.194313 11/05/2022	36,659	(1,550)	(0.00)
Bought IDR Solid USD at 14432.800092 11/05/2022	356,583	(1,563)	(0.00)
Bought ZAR Solid USD at 0.154303 11/05/2022	74,489	(1,685)	(0.00)
Bought THB Solid USD at 33.516000 11/05/2022	80,699	(1,722)	(0.00)
Bought PEN Solid USD at 0.375050 11/05/2022	71,952	(1,750)	(0.00)
Bought ZAR Solid USD at 0.153078 11/05/2022	100,551	(1,753)	(0.00)
Bought INR Solid USD at 0.754230 11/05/2022	152,011	(1,777)	(0.00)
Bought CLP Solid USD at 828.510014 11/05/2022	69,151	(1,898)	(0.00)
Bought HUF Solid USD at 0.315199 11/05/2022	16,023	(1,946)	(0.00)
Bought ZAR Solid USD at 0.153078 11/05/2022	100,551	(2,044)	(0.00)
Bought GBP Solid EUR at 0.837580 18/05/2022	1,144,217	(2,064)	(0.00)
Bought PEN Solid USD at 0.374040 11/05/2022	77,156	(2,079)	(0.00)
Bought ZAR Solid USD at 0.154303 11/05/2022	92,549	(2,095)	(0.00)
Bought THB Solid USD at 33.234000 11/05/2022	63,597	(2,107)	(0.00)
Bought THB Solid USD at 33.740000 11/05/2022	146,459	(2,166)	(0.00)
Bought PEN Solid USD at 0.376500 11/05/2022	106,528	(2,189)	(0.00)
Bought USD Solid PEN at 0.256958 11/05/2022	179,215	(2,196)	(0.00)
Bought EUR Solid GBP at 1.188400 18/05/2022	791,497	(2,235)	(0.00)
Bought ILS Solid USD at 0.328033 11/05/2022	3,748,167	(2,265)	(0.00)
Bought ZAR Solid USD at 0.157852 18/05/2022	2,111,208	(2,290)	(0.00)
Bought IDR Solid USD at 14470.000003 11/05/2022	673,747	(2,315)	(0.00)
Bought INR Solid USD at 76.400000 18/05/2022	833,116	(2,395)	(0.00)
Bought EUR Solid GBP at 1.191000 18/05/2022	3,748,167	(2,396)	(0.00)
Bought COP Solid USD at 3960.999972 25/05/2022	593,733	(2,432)	(0.00)
Bought EUR Solid GBP at 1.191241 18/05/2022	5,924,146	(2,591)	(0.00)
Bought GBP Solid EUR at 0.838804 18/05/2022	617,640	(2,631)	(0.00)
Bought HUF Solid USD at 0.314987 11/05/2022	21,786	(2,702)	(0.00)
Bought THB Solid USD at 33.639000 11/05/2022	161,490	(2,864)	(0.00)
Bought EUR Solid USD at 0.925207 06/05/2022	117,184	(2,922)	(0.00)
Bought USD Solid GBP at 1.255465 07/06/2022	3,202,581	(3,056)	(0.00)
Bought CLP Solid USD at 822.729972 11/05/2022	91,236	(3,124)	(0.00)
Bought EUR Solid USD at 0.918770 11/05/2022	1,052,846	(3,145)	(0.00)
Bought INR Solid USD at 76.461300 18/05/2022	1,534,295	(3,180)	(0.00)
Bought THB Solid USD at 33.898700 11/05/2022	316,845	(3,219)	(0.00)
Bought IDR Solid USD at 14469.999994 11/05/2022	942,577	(3,239)	(0.00)
Bought EUR Solid USD at 0.916400 11/05/2022	5,192,597	(3,241)	(0.00)
Bought PEN Solid USD at 0.373330 11/05/2022	124,349	(3,581)	(0.00)
Bought IDR Solid USD at 14501.000032 18/05/2022	1,349,160	(3,615)	(0.00)
Bought COP Solid USD at 0.393740002 11/05/2022	482,032	(3,629)	(0.00)
Bought EUR Solid USD at 0.915100 11/05/2022	245,465	(3,656)	(0.00)
Bought USD Solid RUB at 0.012745 11/05/2022	42,836	(3,666)	(0.00)
Bought ILS Solid USD at 0.321958 11/05/2022	116,047	(3,777)	(0.00)
Bought COP Solid USD at 3937.600003 11/05/2022	503,051	(3,787)	(0.00)
Bought PEN Solid USD at 0.373900 11/05/2022	142,905	(3,892)	(0.00)
Bought PLN Solid USD at 0.398492 11/05/2022	4,107	(4,002)	(0.00)
Bought CAD Solid USD at 1.274799 07/06/2022	933,255	(4,175)	(0.00)
Bought GBP Solid EUR at 0.838622 18/05/2022	1,141,849	(4,180)	(0.00)
Bought KRW Solid USD at 1198.736026 11/05/2022	89,692	(4,240)	(0.00)
Bought EUR Solid USD at 0.914500 18/05/2022	1,029,079	(4,629)	(0.00)
Bought USD Solid BRL at 0.193100 11/05/2022	105,829	(4,776)	(0.00)
Bought MYR Solid USD at 0.4183			

契約額等USD (米下 Assets)	未実現(損 % Net) 益(米下 Assets) (米)	契約額等USD (米下 Assets)	未実現(損 % Net) 益(米下 Assets) (米)
Bought IDR Solid USD at 14513.500011 18/05/2022	3,952,744 (7,192) (0.00)	Bought EUR Solid GBP at 1.180613 18/05/2022	4,770,145 (44,625) (0.00)
Bought PHP Solid USD at 52.187000 11/05/2022	5,537,465 (7,378) (0.00)	Bought EUR Solid USD at 0.915580 18/05/2022	1,305,394 (45,137) (0.00)
Bought PLN Solid USD at 3.181000 18/05/2022	252,151 (7,389) (0.00)	Bought EUR Solid USD at 0.753400 18/05/2022	4,528,922 (45,444) (0.00)
Bought EUR Solid GBP at 1.189325 18/05/2022	4,011,657 (8,202) (0.00)	Bought USD Solid INR at 0.012877 11/05/2022	3,143,594 (45,453) (0.00)
Bought COP Solid USD at 3956.499994 18/05/2022	2,071,746 (8,268) (0.00)	Bought COP Solid USD at 3848.440006 18/05/2022	1,464,765 (45,691) (0.00)
Bought THB Solid USD at 35.996000 18/05/2022	1,156,025 (8,364) (0.00)	Bought CZK Solid USD at 21.525357 18/05/2022	596,077 (47,019) (0.00)
Bought THB Solid USD at 34.056500 18/05/2022	1,598,189 (8,739) (0.00)	Bought THB Solid USD at 32.536000 18/05/2022	1,017,283 (47,762) (0.00)
Bought IDR Solid USD at 14419.000000 18/05/2022	1,101,800 (9,140) (0.00)	Bought TWD Solid USD at 27.993929 18/05/2022	49,029,959 (49,295) (0.00)
Bought MXN Solid USD at 20.174102 18/05/2022	811,456 (9,642) (0.00)	Bought EUR Solid USD at 0.921324 18/05/2022	1,747,956 (49,855) (0.00)
Bought USD Solid BRL at 0.200866 18/05/2022	2,249,259 (10,052) (0.00)	Bought TRY Solid USD at 14.533500 11/05/2022	1,234,206 (50,248) (0.00)
Bought TWD Solid USD at 29.218000 11/05/2022	1,379,176 (10,396) (0.00)	Bought EUR Solid USD at 0.879989 18/05/2022	865,572 (50,547) (0.00)
Bought ZAR Solid USD at 15.170000 29/05/2022	2,264,151 (10,429) (0.00)	Bought EUR Solid USD at 0.921324 18/05/2022	1,549,900 (50,547) (0.00)
Bought IDR Solid USD at 14382.000002 18/05/2022	970,451 (10,545) (0.00)	Bought KRW Solid USD at 1194.020000 11/05/2022	1,041,397 (51,220) (0.00)
Bought IDR Solid USD at 14353.999967 18/05/2022	843,294 (10,785) (0.00)	Bought GBP Solid EUR at 0.833600 18/05/2022	7,899,409 (51,718) (0.00)
Bought USD Solid COP at 0.00020511 11/05/2022	2,341,975 (10,801) (0.00)	Bought THB Solid USD at 32.640000 18/05/2022	1,127,369 (51,732) (0.00)
Bought IDR Solid USD at 14355.000011 11/05/2022	1,025,882 (11,792) (0.00)	Bought EUR Solid USD at 0.898225 18/05/2022	981,116 (51,899) (0.00)
Bought GBP Solid EUR at 0.833120 18/05/2022	1,658,865 (11,810) (0.00)	Bought EUR Solid USD at 0.893081 18/05/2022	906,732 (52,865) (0.00)
Bought MYR Solid USD at 4.185300 11/05/2022	315,113 (12,137) (0.00)	Bought GBP Solid EUR at 0.830805 18/05/2022	5,376,900 (53,115) (0.00)
Bought IDR Solid USD at 14352.999998 11/05/2022	1,072,513 (12,328) (0.00)	Bought IDR Solid USD at 14430.000003 18/05/2022	7,126,874 (53,896) (0.00)
Bought EUR Solid USD at 1.141000 29/05/2022	536,935 (12,407) (0.00)	Bought THB Solid USD at 33.616000 18/05/2022	2,942,995 (53,950) (0.00)
Bought EUR Solid USD at 0.935099 18/05/2022	904,218 (12,656) (0.00)	Bought INR Solid USD at 75.940000 11/05/2022	6,954,415 (54,256) (0.00)
Bought PLN Solid USD at 4.000700 11/05/2022	129,009 (12,779) (0.00)	Bought TWD Solid USD at 27.896000 18/05/2022	1,077,939 (55,451) (0.00)
Bought EUR Solid GBP at 1.183531 18/05/2022	1,855,124 (12,812) (0.00)	Bought CLP Solid USD at 808.286999 18/05/2022	1,061,848 (55,800) (0.00)
Bought USD Solid USD at 4.268818 11/05/2022	535,065 (12,880) (0.00)	Bought ZAR Solid USD at 14.603577 18/05/2022	757,385 (57,391) (0.00)
Bought TWD Solid USD at 27.990000 11/05/2022	264,284 (13,016) (0.00)	Bought MYR Solid USD at 4.222000 18/05/2022	1,977,876 (59,302) (0.00)
Bought HUF Solid USD at 356.825000 11/05/2022	1,729,755 (13,289) (0.00)	Bought COP Solid USD at 5783.786995 18/05/2022	1,249,921 (59,503) (0.00)
Bought USD Solid PHP at 0.018961 11/05/2022	1,604,785 (13,508) (0.00)	Bought KRW Solid USD at 1204.260000 11/05/2022	1,410,450 (59,525) (0.00)
Bought USD Solid MXN at 0.048850 11/05/2022	972,444 (13,467) (0.00)	Bought ILS Solid USD at 2.206251 18/05/2022	1,646,499 (59,542) (0.00)
Bought USD Solid PHP at 0.018961 11/05/2022	1,532,145 (13,470) (0.00)	Bought THB Solid USD at 1194.020000 11/05/2022	1,088,718 (60,021) (0.00)
Bought EUR Solid USD at 0.924635 18/05/2022	552,635 (13,832) (0.00)	Bought MYR Solid USD at 4.186500 18/05/2022	1,578,700 (60,209) (0.00)
Bought IDR Solid USD at 14388.020033 18/05/2022	1,333,880 (13,938) (0.00)	Bought EUR Solid USD at 0.907805 18/05/2022	1,408,385 (60,245) (0.00)
Bought USD Solid ZAR at 0.062472 25/05/2022	1,165,877 (14,076) (0.00)	Bought CNY Solid USD at 6.388000 18/05/2022	1,539,356 (60,299) (0.00)
Bought HUF Solid USD at 356.825000 11/05/2022	1,920,724 (14,541) (0.00)	Bought EUR Solid USD at 0.893081 18/05/2022	1,151,008 (60,306) (0.00)
Bought USD Solid MXN at 0.048876 18/05/2022	3,440,686 (14,807) (0.00)	Bought COP Solid USD at 5780.286998 11/05/2022	1,351,859 (62,835) (0.00)
Bought USD Solid BRL at 0.185448 11/05/2022	178,841 (14,850) (0.00)	Bought ZAR Solid USD at 15.444052 18/05/2022	2,786,923 (62,900) (0.00)
Bought JPY Solid USD at 121.948630 06/05/2022	249,670 (15,142) (0.00)	Bought ZAR Solid USD at 14.716752 18/05/2022	934,357 (64,096) (0.00)
Bought ZAR Solid USD at 15.495892 18/05/2022	787,106 (15,182) (0.00)	Bought USD Solid BRL at 0.188715 18/05/2022	1,005,914 (64,945) (0.00)
Bought USD Solid COP at 0.00020511 11/05/2022	3,839,955 (15,346) (0.00)	Bought PHP Solid USD at 51.564000 11/05/2022	4,048,954 (65,089) (0.00)
Bought KRW Solid USD at 1253.999995 25/05/2022	3,191,339 (15,640) (0.00)	Bought COP Solid USD at 5780.286993 11/05/2022	1,386,532 (65,405) (0.00)
Bought EUR Solid USD at 0.935084 18/05/2022	1,147,810 (16,083) (0.00)	Bought EUR Solid USD at 0.877501 18/05/2022	881,346 (65,862) (0.00)
Bought CNY Solid USD at 6.541900 18/05/2022	1,015,301 (16,269) (0.00)	Bought IDR Solid USD at 143751.000007 18/05/2022	4,298,813 (65,918) (0.00)
Bought CZK Solid USD at 27.682000 18/05/2022	796,497 (16,708) (0.00)	Bought EUR Solid USD at 0.910000 18/05/2022	591,926 (66,806) (0.00)
Bought PHP Solid USD at 52.203000 11/05/2022	8,776,209 (16,717) (0.00)	Bought USD Solid TRY at 0.064425 11/05/2022	1,990,530 (67,856) (0.00)
Bought ILS Solid USD at 3.289212 25/05/2022	1,623,793 (17,583) (0.00)	Bought BRL Solid USD at 0.249120 18/05/2022	1,273,657 (67,865) (0.00)
Bought USD Solid PLN at 0.221021 18/05/2022	1,001,693 (17,620) (0.00)	Bought ZAR Solid USD at 15.284400 18/05/2022	2,080,600 (67,954) (0.00)
Bought GBP Solid EUR at 0.833120 18/05/2022	6,976,283 (17,625) (0.00)	Bought KRW Solid USD at 4.199000 18/05/2022	9,261,070 (68,026) (0.00)
Bought PEN Solid USD at 3.799739 18/05/2022	1,472,630 (18,275) (0.00)	Bought EUR Solid USD at 0.924300 11/05/2022	1,645,695 (69,388) (0.00)
Bought USD Solid MYR at 0.227894 18/05/2022	2,360,466 (19,097) (0.00)	Bought THB Solid USD at 32.645000 11/05/2022	1,508,265 (69,658) (0.00)
Bought HUF Solid USD at 312.426098 11/05/2022	1,147,569 (19,354) (0.00)	Bought USD Solid BRL at 0.179566 11/05/2022	631,338 (70,502) (0.00)
Bought EUR Solid USD at 0.833120 18/05/2022	1,376,822 (19,378) (0.00)	Bought EUR Solid USD at 0.924300 11/05/2022	2,044,301 (70,664) (0.00)
Bought GBP Solid EUR at 0.836068 18/05/2022	5,560,143 (20,050) (0.00)	Bought THB Solid USD at 33.855200 18/05/2022	6,274,524 (71,194) (0.00)
Bought CAD Solid USD at 1.253297 06/05/2022	949,267 (20,133) (0.00)	Bought EUR Solid USD at 0.903805 18/05/2022	1,491,496 (71,223) (0.00)
Bought USD Solid MXN at 0.048581 18/05/2022	2,509,994 (20,335) (0.00)	Bought MXN Solid USD at 20.161600 11/05/2022	7,262,676 (72,268) (0.00)
Bought BRL Solid USD at 4.701370 18/05/2022	382,016 (20,491) (0.00)	Bought ZAR Solid USD at 15.168719 18/05/2022	2,947,757 (74,781) (0.00)
Bought EUR Solid GBP at 1.185064 18/05/2022	3,668,440 (20,614) (0.00)	Bought IDR Solid USD at 14343.000006 18/05/2022	4,608,759 (75,948) (0.00)
Bought IDR Solid USD at 14328.500005 11/05/2022	1,634,215 (21,542) (0.00)	Bought PEN Solid USD at 3.740900 11/05/2022	2,876,503 (77,137) (0.00)
Bought MXN Solid USD at 20.328719 18/05/2022	5,329,704 (23,102) (0.00)	Bought THB Solid USD at 32.985000 18/05/2022	2,102,544 (77,286) (0.00)
Bought USD Solid MXN at 0.047916 18/05/2022	1,089,596 (23,630) (0.00)	Bought CNY Solid USD at 6.350000 18/05/2022	1,745,957 (78,239) (0.00)
Bought IDR Solid USD at 14326.499986 11/05/2022	1,808,371 (23,838) (0.00)	Bought COP Solid USD at 382.1519999 18/05/2022	2,136,131 (81,110) (0.00)
Bought PLN Solid USD at 3.992485 11/05/2022	238,926 (24,108) (0.00)	Bought INR Solid USD at 75.400000 11/05/2022	6,820,891 (85,514) (0.00)
Bought THB Solid USD at 33.483200 18/05/2022	1,126,019 (25,009) (0.00)	Bought EUR Solid USD at 0.892530 18/05/2022	1,430,420 (84,227) (0.00)
Bought USD Solid BRL at 0.196614 18/05/2022	1,017,564 (26,253) (0.00)	Bought HUF Solid USD at 319.003500 11/05/2022	715,262 (84,789) (0.00)
Bought KRW Solid USD at 1231.424000 11/05/2022	1,282,994 (26,425) (0.00)	Bought THB Solid USD at 33.302400 18/05/2022	3,930,074 (85,083) (0.00)
Bought IDR Solid USD at 14378.400002 11/05/2022	2,781,401 (27,105) (0.00)	Bought TRY Solid USD at 14.21839 18/05/2022	1,588,016 (85,733) (0.00)
Bought ILS Solid USD at 3.289200 11/05/2022	2,364,802 (27,485) (0.00)	Bought USD Solid BRL at 0.193002 11/05/2022	1,971,572 (90,061) (0.00)
Bought KRW Solid USD at 1231.420000 11/05/2022	1,341,255 (27,833) (0.00)	Bought RON Solid USD at 4.517600 18/05/2022	2,354,431 (94,042) (0.00)
Bought IDR Solid USD at 14378.400000 11/05/2022	2,896,102 (28,233) (0.00)	Bought BRL Solid USD at 4.912000 18/05/2022	10,840,829 (96,680) (0.00)
Bought ILS Solid USD at 3.229712 18/05/2022	1,018,445 (29,028) (0.00)	Bought RON Solid USD at 4.380160 18/05/2022	4,451,062 (97,342) (0.00)
Bought USD Solid PEN at 0.258045 11/05/2022	3,769,094 (30,453) (0.00)	Bought MXN Solid USD at 20.255321 18/05/2022	12,964,627 (102,802) (0.00)
Bought CLP Solid USD at 820.100000 11/05/2022	823,373 (30,733) (0.00)	Bought BRL Solid USD at 4.655400 11/05/2022	1,847,336 (108,054) (0.00)
Bought CLP Solid USD at 809.300002 11/05/2022	626,804 (31,342) (0.00)	Bought EUR Solid USD at 0.885787 18/05/2022	1,670,671 (110,251) (0.00)
Bought CLP Solid USD at 818.146 25/05/2022	810,201 (31,527) (0.00)	Bought THB Solid USD at 17.4840 11/05/2022	2,395,788 (110,372) (0.00)
Bought CLP Solid USD at 820.100000 11/05/2022	909,793 (33,959) (0.00)	Bought CNY Solid USD at 6.345000 18/05/2022	2,507,819 (110,684) (0.00)
Bought COP Solid USD at 3835.729992 18/05/2022	990,673 (34,073) (0.00)	Bought THB Solid USD at 0.901323 18/05/2022	2,336,945 (115,938) (0.00)
Bought USD Solid MXN at 0.048273 18/05/2022	2,389,968 (34,414) (0.00)	Bought THB Solid USD at 32.298000 11/05/2022	2,147,889 (122,217) (0.00)
Bought CNY Solid USD at 6.345000 18/05/2022	4,914,833 (34,582) (0.00)	Bought PLN Solid USD at 4.236000 11/05/2022	1,002,912 (122,991) (0.00)
Bought THB Solid USD at 33.396000 11/05/2022	1,408,251 (34,980) (0.00)	Bought EUR Solid USD at 0.898600 18/05/2022	2,375,322 (126,015) (0.00)
Bought MYR Solid USD at 4.189800 18/05/2022	950,100 (35,515) (0.00)	Bought CZK Solid USD at 22.561960 18/05/2022	3,692,159 (127,160) (0.00)
Bought USD Solid MXN at 0.047694 11/05/2022	1,293,473 (35,661) (0.00)	Bought CZK Solid USD at 22.936600 18/05/2022	6,925,022 (127,455) (0.00)
Bought PEN Solid USD at 3.751495 25/05/2022	1,380,517 (35,668) (0.00)	Bought CLP Solid USD at 799.599999 11/05/2022	2,102,582 (129,175) (0.00)
Bought PLN Solid USD at 4.348487 18/05/2022	1,606,833 (36,151) (0.00)	Bought PLN Solid USD at 4.325530 18/05/2022	3,249,432 (132,422) (0.00)
Bought CLP Solid USD at 809.299999 11/05/2022	727,393 (36,372) (0.00)	Bought CZK Solid USD at 22.544610 18/05/2022	3,763,723 (132,490) (0.00)
Bought USD Solid PLN at 0.221726 11/05/2022	2,383,204 (36,735) (0.00)	Bought USD Solid RUB at 0.012859 18/05/2022	2,034,957 (134,085) (0.00)
Bought TWD Solid USD at 28.349600 18/05/2022	1,078,950 (38,862) (0.00)	Bought USD Solid RUB at 0.190357 18/05/2022	10,019,252 (135,605) (0.00)
Bought IDR Solid USD at 14325.169993 11/05/2022	4,386,724 (39,853) (0.00)	Bought CNY Solid USD at 6.346000 11/05/2022	3,888,803 (136,993) (0.00)
Bought IDR Solid USD at 14320.000003 18/05/2022	2,426,520 (39,971) (0.00)	Bought USD Solid BRL at 0.190254 18/05/2022	2,398,900 (136,884) (0.00)
Bought ZAR Solid USD at 15.463066 18/05/2022	1,882,596 (40,224) (0.00)	Bought PLN Solid USD at 4.256600 11/05/2022	3,307,282 (137,745) (0.00)
Bought IDR Solid USD at 14374.490008 18/05/2022	3,562,050 (40,356) (0.00)	Bought MYR Solid USD at 4.182000 18/05/2022	3,564,548 (139,635) (0.00)
Bought RON Solid USD at 4.282000 18/05/2022	4,124,564 (41,264) (0.00)	Bought EUR Solid USD at 0.892530 18/05/2022	4,731,642 (140,644) (0.00)
Bought COP Solid USD at 3752.999997 18/05/2022	766,940 (42,550) (0.00)	Bought PLN Solid USD at 4.349699 18/05/2022	1,266,694 (142,826) (0.00)
Bought USD Solid USD at 3.220692 18/05/2022	1,348,137 (42,900) (0.00)	Bought CNY Solid USD at 6.371800 18/05/2022	3,554,325 (147,890) (0.00)
Bought MYR Solid USD at 4.207300 18/05/2022	1,288,230 (42,975) (0.00)	Bought CZK Solid USD at 21.645800 18/05/2022	3,040,631 (148,543) (0.00)
Bought THB Solid USD at 33.200000 18/05/2022	1,455,361 (43,000) (0.00)	Bought MYR Solid USD at 4.230000 18/05/2022	3,465,706 (150,757) (0.00)
Bought IDR Solid USD at 14372.516999 11/05/2022	4,298,834 (43,433) (0.00)	Bought EUR Solid USD at 0.916765 18/05/2022	1,566,584 (152,195) (0.00)
Bought USD Solid BRL at 0.198458 18/05/2022	2,664,874 (43,709) (0.00)	Bought EUR Solid USD at 0.889446 18/05/2022	2,527,745 (157,059) (0.00)
Bought MXN Solid USD at 19.958500 18/05/2022	1,947,485 (43,755) (0.00)	Bought ZAR Solid USD at 14.980724 18/05/2022	3,076,864 (159,667) (0.00)
Bought TWD Solid USD at 28.051000 18/05/2022	954,504 (44,071) (0.00)	Bought KRW Solid USD at 1198.780000 11/05/2022	3,434,274 (160,408) (0.00)
Bought HUF Solid USD at 341.193701 18/05/2022	852,347 (44,422) (0.00)	Bought KRW Solid USD at 1198.780001 11/05/2022	3,440,728 (160,707) (0.00)

契約額等USD (米下 Assets)	未実現(損 % Net) 益(米下 Assets) (米)	契約額等USD (米下 Assets)	未実現(損 % Net) 益(米下 Assets) (米)
Bought EUR Solid GBP at 1.180613 18/05/2022	4,770,145 (44,625) (0.00)	Bought EUR Solid GBP at 1.180613 18/05/2022	4,770,145 (44,625) (0.00)
Bought EUR Solid USD at 0.915580 18/05/2022	1,305,394 (45,137) (0.00)	Bought EUR Solid USD at 0.915580 18/05/2	

	契約額等USD	未実現(損 % Net)	益(米下 Assets)	ル)
Bought USD Sold BRL at 0.189014 11/05/2022	2,487,788	(162,690)	(0.00)	
Bought THB Sold USD at 32.614600 18/05/2022	5,474,321	(165,291)	(0.00)	
Bought ILS Sold USD at 3.216900 18/05/2022	5,124,929	(119,348)	(0.00)	
Bought COP Sold USD at 5770.232999 25/05/2022	3,511,543	(172,354)	(0.00)	
Bought BRL Sold USD at 4.708470 18/05/2022	3,503,026	(175,095)	(0.00)	
Bought EUR Sold USD at 0.903053 18/05/2022	3,667,435	(175,331)	(0.00)	
Bought ZAR Sold USD at 14.611050 11/05/2022	2,531,381	(188,634)	(0.00)	
Bought MYR Sold USD at 4.4000 18/05/2022	5,969,540	(189,949)	(0.00)	
Bought KRW Sold USD at 1200.835500 18/05/2022	4,241,285	(195,441)	(0.00)	
Bought ZAR Sold USD at 14.968000 11/05/2022	3,858,680	(200,299)	(0.00)	
Bought THB Sold USD at 32.544900 18/05/2022	3,659,231	(202,708)	(0.00)	
Bought MXN Sold USD at 19.999227 25/05/2022	9,358,912	(204,341)	(0.00)	
Bought EUR Sold USD at 0.902718 18/05/2022	4,400,922	(211,861)	(0.00)	
Bought CNY Sold USD at 0.396800 18/05/2022	5,825,208	(220,474)	(0.00)	
Bought COP Sold USD at 3850.299998 18/05/2022	6,275,419	(224,411)	(0.00)	
Bought JPY Sold EUR at 132.589700 18/05/2022	7,260,736	(225,343)	(0.00)	
Bought EUR Sold GBP at 1.182837 18/05/2022	30,614,378	(229,262)	(0.00)	
Bought EUR Sold USD at 0.899308 18/05/2022	4,445,798	(230,005)	(0.00)	
Bought HUF Sold USD at 347.951900 25/05/2022	6,765,504	(232,230)	(0.00)	
Bought EUR Sold USD at 0.904375 18/05/2022	5,048,349	(234,219)	(0.00)	
Bought EUR Sold USD at 0.899017 18/05/2022	4,686,945	(245,917)	(0.00)	
Bought PLN Sold USD at 3.986827 18/05/2022	2,457,258	(253,225)	(0.00)	
Bought TWD Sold USD at 27.717000 11/05/2022	4,544,255	(265,944)	(0.00)	
Bought COP Sold USD at 3841.770000 18/05/2022	8,230,817	(270,570)	(0.00)	
Bought BRL Sold USD at 4.800400 18/05/2022	9,812,859	(270,634)	(0.00)	
Bought COP Sold USD at 3760.400000 18/05/2022	5,489,513	(292,893)	(0.00)	
Bought USD Sold RUB at 0.012171 11/05/2022	2,325,506	(294,734)	(0.00)	
Bought EUR Sold USD at 0.904196 18/05/2022	6,545,281	(295,572)	(0.00)	
Bought EUR Sold USD at 0.902718 18/05/2022	8,247,088	(302,724)	(0.00)	
Bought MYR Sold USD at 4.187000 11/05/2022	8,024,621	(305,956)	(0.00)	
Bought RON Sold USD at 4.365164 18/05/2022	4,245,877	(306,991)	(0.00)	
Bought MYR Sold USD at 4.195000 18/05/2022	8,745,943	(316,481)	(0.00)	
Bought USD Sold BRL at 0.189014 11/05/2022	5,453,977	(320,531)	(0.00)	
Bought USD Sold BRL at 0.188229 18/05/2022	4,953,203	(323,356)	(0.00)	
Bought GBP Sold USD at 0.761000 07/06/2022	7,715,079	(336,837)	(0.00)	
Bought TWD Sold USD at 28.569500 11/05/2022	11,688,986	(334,595)	(0.00)	
Bought ZAR Sold USD at 15.344123 18/05/2022	12,604,487	(364,193)	(0.00)	
Bought USD Sold RUB at 0.012171 11/05/2022	3,133,358	(347,070)	(0.00)	
Bought EUR Sold USD at 0.909197 18/05/2022	8,890,822	(356,267)	(0.00)	
Bought ZAR Sold USD at 14.875620 25/05/2022	6,412,035	(380,421)	(0.00)	
Bought ZAR Sold USD at 15.289584 18/05/2022	11,851,772	(383,502)	(0.00)	
Bought EUR Sold USD at 0.902718 18/05/2022	4,671,724	(394,832)	(0.00)	
Bought PLN Sold USD at 4.020665 18/05/2022	4,448,664	(424,577)	(0.00)	
Bought EUR Sold USD at 0.898158 18/05/2022	8,062,941	(426,918)	(0.00)	
Bought ILS Sold USD at 3.217487 18/05/2022	15,962,762	(457,768)	(0.01)	
Bought TWD Sold USD at 28.569500 11/05/2022	15,386,422	(469,681)	(0.00)	
Bought USD Sold RUB at 0.013065 18/05/2022	9,270,358	(472,302)	(0.01)	
Bought EUR Sold GBP at 1.182571 18/05/2022	61,627,106	(475,250)	(0.01)	
Bought CNY Sold USD at 0.395840 18/05/2022	13,030,863	(495,076)	(0.01)	
Bought EUR Sold USD at 0.902718 18/05/2022	11,904,622	(519,355)	(0.01)	
Bought CLP Sold USD at 811.000000 18/05/2022	11,757,189	(581,341)	(0.01)	
Bought USD Sold RUB at 0.013076 18/05/2022	13,054,228	(654,552)	(0.01)	
Bought USD Sold MXN at 0.048099 18/05/2022	36,589,549	(657,013)	(0.01)	
Bought CAD Sold USD at 1.260140 25/05/2022	4,858,276	(695,762)	(0.01)	
Bought USD Sold RUB at 0.012171 11/05/2022	7,032,599	(703,029)	(0.01)	
Bought EUR Sold GBP at 1.182922 18/05/2022	102,402,268	(759,598)	(0.01)	
Bought PLN Sold USD at 4.099520 11/05/2022	9,842,262	(763,845)	(0.01)	
Bought HUF Sold USD at 311.775000 11/05/2022	5,848,473	(777,669)	(0.01)	
Bought USD Sold RUB at 0.012822 18/05/2022	12,631,715	(865,891)	(0.01)	
Bought TWD Sold USD at 28.420000 18/05/2022	26,451,565	(888,741)	(0.01)	
Bought EUR Sold USD at 0.881609 18/05/2022	14,186,938	(998,737)	(0.01)	
Bought JPY Sold USD at 115.237640 18/05/2022	9,041,032	(1,012,523)	(0.01)	
Bought USD Sold BRL at 0.181971 18/05/2022	15,308,442	(1,050,726)	(0.01)	
Bought ILS Sold USD at 3.211923 18/05/2022	54,474,275	(1,187,902)	(0.01)	
Bought HUF Sold USD at 312.568900 18/05/2022	9,099,102	(1,202,866)	(0.01)	
Bought USD Sold RUB at 0.011225 18/05/2022	6,539,831	(1,207,935)	(0.01)	
Bought USD Sold RUB at 0.010838 18/05/2022	5,816,763	(1,237,309)	(0.01)	
Bought EUR Sold USD at 0.878900 18/05/2022	19,200,193	(1,409,326)	(0.02)	
Bought HUF Sold USD at 331.650000 18/05/2022	18,664,412	(1,467,593)	(0.02)	
Bought USD Sold RUB at 0.012145 18/05/2022	20,580,500	(2,423,703)	(0.03)	
Bought EUR Sold USD at 0.872227 18/05/2022	31,304,112	(2,513,440)	(0.03)	
Bought NOK Sold USD at 0.876082 25/05/2022	50,925,022	(2,549,389)	(0.01)	
Bought JPY Sold USD at 128.245500 25/05/2022	306,251,844	(5,350,141)	(0.04)	
Bought PLN Sold USD at 3.952498 18/05/2022	41,849,637	(4,635,901)	(0.05)	
Bought EUR Sold USD at 0.872412 18/05/2022	87,895,204	(7,039,829)	(0.08)	
	105,854,536	1.17		

A-ACC Shares (CZK) (CZK/USD hedged)

Bought USD Sold CZK at 0.042804 25/05/2022	3,011,724	3,117	(0.00)	
Bought CZK Sold USD at 22.551300 25/05/2022	87,455,238	(5,122,709)	(0.04)	
	(5,119,992)	(0.04)		

A-ACC Shares (EUR) (hedged)

Bought USD Sold JPY at 0.00769 25/05/2022	56,872,185	671,373	0.01	
Bought USD Sold BRL at 0.212789 25/05/2022	6,081,159	347,225	0.00	
Bought USD Sold NOK at 0.113804 25/05/2022	5,521,092	344,869	0.00	
Bought USD Sold KRW at 0.000810 25/05/2022	9,238,844	195,289	0.00	
Bought USD Sold ZAR at 0.066410 25/05/2022	3,878,070	194,679	0.00	
Bought USD Sold PLN at 0.232929 25/05/2022	3,628,093	137,540	0.00	
Bought USD Sold IDR at 0.000070 25/05/2022	8,742,678	126,210	0.00	
Bought USD Sold SEK at 0.105708 25/05/2022	3,158,643	114,316	0.00	
Bought USD Sold AUD at 0.745448 25/05/2022	2,351,056	109,907	0.00	
Bought USD Sold SGD at 0.71458 25/05/2022	9,922,845	107,715	0.00	
Bought USD Sold MYR at 0.233319 25/05/2022	6,800,592	104,807	0.00	
Bought USD Sold CAD at 0.796267 25/05/2022	4,958,221	97,199	0.00	
Bought USD Sold TWD at 0.034309 25/05/2022	11,256,124	89,150	0.00	
Bought USD Sold COP at 0.000265 25/05/2022	1,638,459	88,589	0.00	

	契約額等USD	未実現(損 % Net)	益(米下 Assets)	ル)
Bought USD Sold CZK at 0.044198 25/05/2022	2,601,903	87,529	0.00	
Bought USD Sold THB at 0.029254 25/05/2022	7,735,597	84,581	0.00	
Bought USD Sold MXN at 0.049684 25/05/2022	4,066,199	64,341	0.00	
Bought USD Sold DKK at 0.145597 25/05/2022	2,304,153	61,839	0.00	
Bought USD Sold CLP at 0.001218 25/05/2022	1,152,098	46,906	0.00	
Bought USD Sold HUF at 0.002910 25/05/2022	263,541	12,802	0.00	
Bought KRW Sold USD at 0.127307994 25/05/2022	866,258	8,870	0.00	
Bought USD Sold CNY at 0.152737 25/05/2022	497,842	8,909	0.00	
Bought USD Sold TRY at 0.066706 25/05/2022	506,785	3,841	0.00	
Bought MYR Sold USD at 4.373140 25/05/2022	640,387	3,106	0.00	
Bought USD Sold ILS at 0.3309479 25/05/2022	90,430	2,630	0.00	
Bought MXN Sold USD at 20.568857 25/05/2022	389,992	2,350	0.00	
Bought THB Sold USD at 34.34740 25/05/2022	675,886	2,103	0.00	
Bought USD Sold PHP at 0.019120 25/05/2022	484,004	1,600	0.00	
Bought USD Sold INR at 0.013093 25/05/2022	280,594	1,197	0.00	
Bought USD Sold HKD at 0.127568 25/05/2022	2,161,075	1,004	0.00	
Bought COP Sold USD at 3991.529877 25/05/2022	147,098	529	0.00	
Bought USD Sold CHF at 1.030208 25/05/2022	824,677	417	0.00	
Bought PHP Sold USD at 52.530299 25/05/2022	187,147	200	0.00	
Bought USD Sold GBP at 1.256749 25/05/2022	902,264	82	0.00	
Bought HUF Sold USD at 361.275874 25/05/2022	25,478	62	0.00	
Bought PHP Sold USD at 52.504000 25/05/2022	84,447	48	0.00	
Bought HKD Sold USD at 0.784229 25/05/2022	395,312	18	0.00	
Bought USD Sold HKD at 0.127495 25/05/2022	106,598	(11)	(0.00)	
Bought USD Sold CLP at 0.001170 25/05/2022	180,516	(10)	(0.00)	
Bought CLP Sold USD at 854.269977 25/05/2022	170,020	(41)	(0.00)	
Bought USD Sold HKD at 0.127486 25/05/2022	345,076	(63)	(0.00)	
Bought HKD Sold USD at 7.841678 25/05/2022	745,427	(86)	(0.00)	
Bought USD Sold INR at 0.013093 25/05/2022	389,992	(86)	(0.00)	
Bought ILS Sold USD at 3.284300 25/05/2022	14,706	(181)	(0.00)	
Bought USD Sold PHP at 0.018987 25/05/2022	136,263	(498)	(0.00)	
Bought ILS Sold USD at 3.314385 25/05/2022	154,418	(503)	(0.00)	
Bought USD Sold INR at 0.012998 25/05/2022	277,632	(552)	(0.00)	
Bought USD Sold INR at 0.012998 25/05/2022	321,620	(793)	(0.00)	
Bought ILS Sold USD at 3.281858 25/05/2022	76,908	(1,003)	(0.00)	
Bought AUD Sold USD at 1.420957 25/05/2022	311,414	(1,107)	(0.00)	
Bought COP Sold USD at 3939.409975 25/05/2022	169,517	(1,610)	(0.00)	
Bought CNY Sold USD at 6.411140 25/05/2022	371,645	(2,378)	(0.00)	
Bought ZAR Sold USD at 15.726260 25/05/2022	458,108	(2,426)	(0.00)	
Bought CHF Sold USD at 0.956391 25/05/2022	195,631	(2,977)	(0.00)	
Bought USD Sold CLP at 0.001162 25/05/2022	545,572	(3,904)	(0.00)	
Bought USD Sold ZAR at 0.066410 25/05/2022	549,722	(3,960)	(0.00)	
Bought INR Sold USD at 0.765500 25/05/2022	2,514,798	(4,827)	(0.00)	
Bought CHF Sold USD at 0.953595 25/05/2022	269,401	(4,875)	(0.00)	
Bought CZK Sold USD at 22.82520 25/05/2022	306,508	(7,380)	(0.00)	
Bought CNY Sold USD at 6.456450 25/05/2022	255,250	(7,561)	(0.00)	
Bought PLN Sold USD at 4.341120 25/05/2022	332,380	(8,076)	(0.00)	
Bought CHF Sold USD at 0.946055 25/05/2022	521,746	(13,492)	(0.00)	
Bought CHF Sold USD at 0.948009 25/05/2022	821,617	(19,593)	(0.00)	
Bought USD Sold INR at 0.013093 25/05/2022	904,565	(35,591)	(0.00)	
Bought CNY Sold USD at 6.448180 25/05/2022	1,746,552	(45,180)	(0.00)	
Bought CNY Sold USD at 6.452250 25/05/2022	1,875,578	(56,295)	(0.00)	
Bought GBP Sold USD at 0.767435 25/05/2022	4,141,941	(147,496)	(0.00)	
Bought EUR Sold USD at 0.920183 25/05/2022	330,644,449	(9,730,088)	(0.11)	
Bought EUR Sold USD at 0.920193 25/05/2022	347,858,880	(10,335,745)	(0.10)	
Bought EUR Sold USD at 0.920192 25/05/2022	558,620,900	(10,550,167)	(0.12)	
	(27,864,213)	(0.31)		

A-ACC Shares (HUF) (hedged)

Bought USD Sold JPY at 0.007800 25/05/2022	1,661,463	19,865	0.00	
Bought USD Sold EUR at 0.883306 25/05/2022	438,886	11,878	0.00	
Bought USD Sold BRL at 0.212789 25/05/2022	177,663	10,144	0.00	
Bought USD Sold NOK at 0.113804 25/05/2022	161,291	10,075	0.00	
Bought USD Sold KRW at 0.000810 25/05/2022	269,903	5,705	0.00	
Bought USD Sold ZAR at 0.066410 25/05/2022	115,293	5,687	0.00	
Bought USD Sold PLN at 0.232929 25/05/2022	105,976	4,018	0.00	
Bought USD Sold IDR at 0.000070 25/05/2022	258,408	3,687	0.00	
Bought USD Sold SEK at 0.105708 25/05/2022	92,273	3,339	0.00	
Bought USD Sold AUD at 0.745448 25/05/2022	66,681	3,211	0.00	
Bought USD Sold SGD at 0.71458 25/05/2022	289,876	1,147	0.00	
Bought USD Sold MYR at 0.233319 25/05/2022	199,666	3,062	0.00	
Bought USD Sold CAD at 0.796267 25/05/202				

契約額等USD	未実現(損 % Net)	益(米下 Assets)	ル)
Bought AUD Sold USD at 1.402958 25/05/2022	9,195	(33)	(0.00)
Bought COP Sold USD at 3939.411486 25/05/2022	4,490	(45)	(0.00)
Bought ZAR Sold USD at 15.762659 25/05/2022	11,752	(65)	(0.00)
Bought CNY Sold USD at 6.611442 25/05/2022	10,649	(65)	(0.00)
Bought CHF Sold USD at 0.956374 25/05/2022	5,228	(80)	(0.00)
Bought CHF Sold USD at 0.953596 25/05/2022	5,875	(106)	(0.00)
Bought USD Sold CLP at 0.001166 25/05/2022	15,696	(113)	(0.00)
Bought BRL Sold USD at 4.923517 25/05/2022	16,983	(134)	(0.00)
Bought INR Sold USD at 76.555998 25/05/2022	75,468	(141)	(0.00)
Bought CZK Sold USD at 22.823525 25/05/2022	8,228	(198)	(0.00)
Bought CNY Sold USD at 6.454848 25/05/2022	7,777	(230)	(0.00)
Bought EUR Sold USD at 0.920988 25/05/2022	47,285	(476)	(0.00)
Bought GBP Sold USD at 0.764225 25/05/2022	27,146	(1,008)	(0.00)
Bought CHF Sold USD at 0.946541 25/05/2022	41,942	(1,064)	(0.00)
Bought CNY Sold USD at 6.481780 25/05/2022	52,563	(1,344)	(0.00)
Bought CNY Sold USD at 6.452250 25/05/2022	54,787	(1,444)	(0.00)
Bought EUR Sold USD at 0.920988 25/05/2022	71,988	(2,057)	(0.00)
Bought GBP Sold USD at 0.767438 25/05/2022	121,052	(4,311)	(0.00)
Bought HUF Sold USD at 345.725000 25/05/2022	30,801,785	(1,418,624)	(0.02)
		(1,329,379)	(0.01)

A-ACC Shares (JPY) (hedged)

Bought USD Sold EUR at 1.083565 25/05/2022	113,598	3,081	0.00
Bought USD Sold BRL at 0.212789 25/05/2022	45,996	2,626	0.00
Bought USD Sold NOK at 0.113804 25/05/2022	41,753	2,608	0.00
Bought USD Sold KRW at 0.000810 25/05/2022	69,872	1,477	0.00
Bought USD Sold ZAR at 0.064410 25/05/2022	29,329	1,472	0.00
Bought USD Sold PLN at 0.232379 25/05/2022	27,443	1,400	0.00
Bought USD Sold IDR at 0.000070 25/05/2022	66,119	955	0.00
Bought USD Sold SEK at 0.105708 25/05/2022	25,892	865	0.00
Bought USD Sold SGD at 0.731458 25/05/2022	75,038	918	0.00
Bought USD Sold MYR at 0.233519 25/05/2022	51,424	793	0.00
Bought USD Sold CAD at 0.796267 25/05/2022	37,486	735	0.00
Bought USD Sold TWD at 0.034309 25/05/2022	85,129	674	0.00
Bought USD Sold CZK at 0.044198 25/05/2022	19,678	662	0.00
Bought USD Sold THB at 0.029524 25/05/2022	58,489	640	0.00
Bought USD Sold MXN at 0.049684 25/05/2022	30,750	487	0.00
Bought USD Sold DKK at 0.145597 25/05/2022	17,426	468	0.00
Bought USD Sold CNY at 0.152757 25/05/2022	3,853	62	0.00
Bought MYR Sold USD at 0.233137 25/05/2022	26,419	26	0.00
Bought MXN Sold USD at 0.2056880 25/05/2022	3,291	20	0.00
Bought USD Sold GBP at 1.1256748 25/05/2022	6,283	1	0.00
Bought CNY Sold USD at 6.611335 25/05/2022	2,874	(18)	(0.00)
Bought ZAR Sold USD at 15.762659 25/05/2022	2,637	(20)	(0.00)
Bought THB Sold USD at 34.052484 25/05/2022	5,450	(30)	(0.00)
Bought USD Sold ZAR at 0.062796 25/05/2022	5,065	(35)	(0.00)
Bought CZK Sold USD at 22.823524 25/05/2022	2,541	(61)	(0.00)
Bought PLN Sold USD at 0.232379 25/05/2022	2,835	(69)	(0.00)
Bought EUR Sold USD at 0.930518 25/05/2022	12,251	(227)	(0.00)
Bought GBP Sold USD at 0.764225 25/05/2022	6,395	(237)	(0.00)
Bought EUR Sold USD at 0.920988 25/05/2022	20,521	(586)	(0.00)
Bought CNY Sold USD at 6.481780 25/05/2022	29,205	(745)	(0.00)
Bought GBP Sold USD at 0.767438 25/05/2022	31,273	(1,114)	(0.00)
Bought JPY Sold USD at 128.20800 25/05/2022	7,355,018	(86,901)	(0.00)
		(70,534)	(0.00)

A-ACC Shares (PLN) (PLN/USD hedged)

Bought USD Sold PLN at 0.223736 25/05/2022	1,033,809	(4,699)	(0.00)
Bought PLN Sold USD at 0.286717 25/05/2022	29,408,356	(1,074,139)	(0.01)
		(1,078,838)	(0.01)

A-ACC Shares (SEK/USD) (hedged)

Bought SEK Sold USD at 9.460064 25/05/2022	97,927	(3,420)	(0.00)
		(3,420)	(0.00)

A-ACC Shares (USD) (hedged)

Bought USD Sold JPY at 0.007800 25/05/2022	2,851,637	34,095	0.00
Bought USD Sold EUR at 1.083565 25/05/2022	75,204	20,427	0.00
Bought USD Sold BRL at 0.212789 25/05/2022	304,922	17,191	0.00
Bought USD Sold NOK at 0.113804 25/05/2022	276,834	17,222	0.00
Bought USD Sold KRW at 0.000810 25/05/2022	463,245	9,792	0.00
Bought USD Sold ZAR at 0.064410 25/05/2022	194,450	9,761	0.00
Bought USD Sold PLN at 0.232379 25/05/2022	181,919	6,896	0.00
Bought USD Sold IDR at 0.000070 25/05/2022	438,368	6,528	0.00
Bought USD Sold SGD at 0.731458 25/05/2022	158,379	5,132	0.00
Bought USD Sold AUD at 0.744548 25/05/2022	117,901	5,132	0.00
Bought USD Sold MYR at 0.233519 25/05/2022	497,550	5,401	0.00
Bought USD Sold CAD at 0.796267 25/05/2022	340,990	5,255	0.00
Bought USD Sold TWD at 0.034309 25/05/2022	248,579	4,875	0.00
Bought USD Sold CZK at 0.044198 25/05/2022	564,395	4,470	0.00
Bought USD Sold THB at 0.029524 25/05/2022	82,153	4,352	0.00
Bought USD Sold MXN at 0.049684 25/05/2022	130,461	4,389	0.00
Bought USD Sold DKK at 0.145597 25/05/2022	387,771	4,241	0.00
Bought USD Sold CNY at 0.152757 25/05/2022	203,882	3,226	0.00
Bought USD Sold CLP at 0.001166 25/05/2022	115,532	3,101	0.00
Bought USD Sold GBP at 1.125674 25/05/2022	57,768	2,352	0.00
Bought USD Sold CNY at 0.152757 25/05/2022	24,835	401	0.00
Bought KRW Sold USD at 126.742914 25/05/2022	42,254	321	0.00
Bought USD Sold TRY at 0.064706 25/05/2022	25,409	193	0.00
Bought MYR Sold USD at 0.233137 25/05/2022	36,175	175	0.00
Bought MXN Sold USD at 0.205688 25/05/2022	21,980	132	0.00
Bought EUR Sold USD at 0.949525 25/05/2022	59,082	90	0.00
Bought USD Sold INR at 0.013899 25/05/2022	15,935	68	0.00
Bought USD Sold HKD at 0.127568 25/05/2022	108,357	50	0.00
Bought COP Sold USD at 3991.530576 25/05/2022	7,238	26	0.00
Bought USD Sold CHF at 1.030208 25/05/2022	40,158	20	0.00

契約額等USD	未実現(損 % Net)	益(米下 Assets)	ル)
Bought USD Sold GBP at 1.256749 25/05/2022	43,605	4	0.00
Bought HKD Sold USD at 7.842929 25/05/2022	19,597	1	0.00
Bought USD Sold EUR at 7.842929 25/05/2022	9,384	0	0.00
Bought USD Sold CLP at 0.001170 25/05/2022	8,578	(1)	(0.00)
Bought USD Sold HKD at 0.127495 25/05/2022	14,919	(2)	(0.00)
Bought CLP Sold USD at 854.270316 25/05/2022	9,178	(2)	(0.00)
Bought HKD Sold HKD at 0.127486 25/05/2022	17,226	(3)	(0.00)
Bought HKD Sold USD at 7.841618 25/05/2022	35,816	(4)	(0.00)
Bought HKD Sold USD at 7.841103 25/05/2022	30,889	(6)	(0.00)
Bought CHF Sold USD at 0.968188 25/05/2022	14,047	(43)	(0.00)
Bought USD Sold INR at 0.012998 25/05/2022	15,527	(47)	(0.00)
Bought GBP Sold USD at 1.402957 25/05/2022	47,606	(65)	(0.00)
Bought COP Sold USD at 3939.409929 25/05/2022	9,476	(90)	(0.00)
Bought CNY Sold USD at 6.611139 25/05/2022	19,255	(118)	(0.00)
Bought ZAR Sold USD at 0.157258 25/05/2022	24,265	(134)	(0.00)
Bought CHF Sold USD at 0.9356375 25/05/2022	9,097	(139)	(0.00)
Bought USD Sold CLP at 0.001162 25/05/2022	27,300	(196)	(0.00)
Bought USD Sold ZAR at 0.062796 25/05/2022	28,311	(197)	(0.00)
Bought THB Sold USD at 34.052500 25/05/2022	36,414	(200)	(0.00)
Bought CHF Sold USD at 0.935596 25/05/2022	12,899	(235)	(0.00)
Bought INR Sold USD at 76.556002 25/05/2022	126,095	(242)	(0.00)
Bought CNY Sold USD at 6.454849 25/05/2022	11,464	(540)	(0.00)
Bought BRL Sold USD at 4.900520 25/05/2022	26,711	(562)	(0.00)
Bought CZK Sold USD at 22.823244 25/05/2022	16,954	(408)	(0.00)
Bought PLN Sold USD at 4.341103 25/05/2022	18,912	(460)	(0.00)
Bought CHF Sold USD at 0.946055 25/05/2022	25,263	(653)	(0.00)
Bought CHF Sold USD at 0.948009 25/05/2022	41,244	(984)	(0.00)
Bought EUR Sold USD at 0.930518 25/05/2022	82,965	(1,537)	(0.00)
Bought GBP Sold USD at 0.764225 25/05/2022	127,655	(1,565)	(0.00)
Bought CNY Sold USD at 6.481780 25/05/2022	86,643	(2,216)	(0.00)
Bought CNY Sold USD at 6.452250 25/05/2022	94,045	(2,823)	(0.00)
Bought EUR Sold USD at 0.920988 25/05/2022	133,072	(3,860)	(0.00)
Bought GBP Sold USD at 0.767438 25/05/2022	207,704	(7,396)	(0.00)
		152,145	0.00

A-HMDIST (G) Shares (AUD) (hedged)

Bought USD Sold JPY at 0.007800 25/05/2022	4,985,990	59,614	0.00
Bought USD Sold EUR at 1.083506 25/05/2022	1,316,973	35,643	0.00
Bought USD Sold BRL at 0.212789 25/05/2022	533,150	30,441	0.00
Bought USD Sold NOK at 0.113804 25/05/2022	489,020	30,225	0.00
Bought USD Sold KRW at 0.000810 25/05/2022	809,957	17,121	0.00
Bought USD Sold ZAR at 0.064410 25/05/2022	339,987	17,067	0.00
Bought USD Sold PLN at 0.232379 25/05/2022	318,078	12,058	0.00
Bought USD Sold IDR at 0.000070 25/05/2022	746,489	11,064	0.00
Bought USD Sold SEK at 0.105708 25/05/2022	276,911	10,022	0.00
Bought USD Sold SGD at 0.731458 25/05/2022	869,916	9,443	0.00
Bought USD Sold MYR at 0.233519 25/05/2022	596,204	9,188	0.00
Bought USD Sold CAD at 0.796267 25/05/2022	435,681	8,811	0.00
Bought USD Sold TWD at 0.034309 25/05/2022	996,808	7,816	0.00
Bought USD Sold COP at 0.000265 25/05/2022	143,640	7,749	0.00
Bought USD Sold CZK at 0.044198 25/05/2022	228,108	7,674	0.00
Bought USD Sold THB at 0.029524 25/05/2022	67,795	7,417	0.00
Bought USD Sold MXN at 0.049684 25/05/2022	356,476	5,641	0.00
Bought USD Sold DKK at 0.145597 25/05/2022	201,996	5,421	0.00
Bought USD Sold CLP at 0.001218 25/05/2022	101,003	4,112	0.00
Bought USD Sold CNY at 0.152757 25/05/2022	45,791	738	0.00
Bought KRW Sold USD at 126.947926 25/05/2022	67,051	509	0.00
Bought USD Sold TRY at 0.064706 25/05/2022	44,429	337	0.00
Bought MYR Sold USD at 0.233137 25/05/2022	60,026	291	0.00
Bought MXN Sold USD at 0.205688 25/05/2022	36,507	220	0.00
Bought EUR Sold USD at 0.949525 25/05/2022	150,681	150	0.00
Bought USD Sold PHP at 0.019120 25/05/2022	37,569	124	0.00
Bought USD Sold INR at 0.013899 25/05/2022	22,840	97	0.00
Bought USD Sold HKD at 0.127568 25/05/2022	189,453	88	0.00
Bought COP Sold USD at 3991.530576 25/05/2022	12,003	45	0.00
Bought USD Sold CHF at 1.030208 25/05/2022	70,534	36	0.00
Bought USD Sold GBP at 1.256749 25/05/2022	80,676	7	0.00
Bought PHP Sold USD at 52.503999 25/05/2022	7,083	4	0.00
Bought HKD Sold USD at 7.842928 25/05/2022	35,599	2	0.00
Bought HKD Sold USD at 7.842929 25/05/2022	16,588	0	0.00
Bought USD Sold HKD at 0.127495 25/05/2022	26,471	(3)	(0.00)
Bought CLP Sold USD at 854.267399 25/05/2022	15,529	(4)	(0.00)
Bought USD Sold HKD at 0.127486 25/05/2022	29,926	(5)	(0.00)
Bought USD Sold HKD at 7.841618 25/05/2022	65,198	(8)	(0.00)
Bought HKD Sold USD at 7.841103 25/05/2022	50,465	(10)	(0.00)
Bought CHF Sold USD at 0.968188 25/05/2022	24,789	(76)	(0.00)
Bought USD Sold INR at 0.012998 25/05/2022	31,167	(94)	(0.00)
Bought CNY Sold USD at 3939.409929 25/05/2022	15,767	(150)	(0.00)
Bought CHF Sold USD at 0.9356375 25/05/2022	14,429	(220)	(0.00)
Bought ZAR Sold USD at 0.157260 25/05/2022	40,607	(225)	(0.00)
Bought THB Sold USD at 34.052501 25/05/2022	59,910	(530)	(0.00)
Bought EUR Sold ZAR at 0.062796 25/05/2022	52,013	(362)	(0.00)
Bought INR Sold USD at 76.555999 25/05/2022	22,469	(423)	(0.00)
Bought CHF Sold USD at 0.935595 25/05/2022	23,805	(431)	(0.00)
Bought USD Sold CLP at 0.001162 25/05/2022	64,054	(460)	(0.00)
Bought CNY Sold USD at 6.454851 25/05/2022	22,774	(675)	(0.00)
Bought CZK Sold USD at 22.823242 25/05/2022	68,370	(700)	(0.00)
Bought PLN Sold USD at 4.341119 25/05/2022	31,305	(761)	(0.00)
Bought CHF Sold USD at 0.946055 25/05/2022	45,980	(1,189)	(0.00)
Bought CHF Sold USD at 0.948009 25/05/2022	72,046	(1,718)	(0.00)
Bought EUR Sold USD at 0.930518 25/05/2022	155,612	(2,885)	(0.00)
Bought GBP Sold USD at 0.766225 25/05/2022	80,133	(2,976)	(0.00)
Bought CNY Sold USD at 6.481780 25/05/2022	157,549	(4,029)	(0.00)
Bought CNY Sold USD at 6.452250 25/05/2022	164,423	(4,935)	(0.00)
Bought EUR Sold USD at 0.920988 25/05/2022	209,547	(6,294)	(0.00)
Bought GBP Sold USD at 0.767438 25/05/2022	343,156	(12,932)	(0.00)

	契約額等USD	未実現(損 % Net)	益(米下 Assets)
Bought AUD Solid USD at 1.344433 25/05/2022	92,419,334	(4,170,190)	(0.05)
		(9,913,154)	(0.04)
A-HMDDIST (G) Shares (PLN) (PLN/USD hedged)			
Bought PLN Solid USD at 4.286717 25/05/2022	72,057,054	(2,631,881)	(0.03)
		(2,631,881)	(0.03)
A-MCDDIST (G) Shares (SGD) (SGD/USD hedged)			
Bought SGD Solid USD at 1.368353 25/05/2022	609,185,374	(7,987,275)	(0.09)
		(7,987,275)	(0.09)

	契約額等USD	未実現(損 % Net)	益(米下 Assets)
A-MINCOME (G) Shares (AUD) (hedged)			
Bought USD Solid JPY at 0.007803 25/05/2022	1,589,686	19,007	0.00
Bought USD Solid EUR at 1.083334 25/05/2022	419,900	11,391	0.00
Bought USD Solid BRL at 0.212789 25/05/2022	169,973	9,705	0.00
Bought USD Solid NOK at 0.113804 25/05/2022	154,329	9,640	0.00
Bought USD Solid AUD at 0.716735 25/05/2022	624,803	5,709	0.00
Bought USD Solid KRW at 0.000810 25/05/2022	298,243	5,459	0.00
Bought USD Solid ZAR at 0.066411 25/05/2022	108,399	5,442	0.00
Bought USD Solid PLN at 0.232379 25/05/2022	101,411	3,844	0.00
Bought USD Solid IDR at 0.000070 25/05/2022	244,375	3,528	0.00
Bought USD Solid SEK at 0.105708 25/05/2022	88,294	3,196	0.00
Bought USD Solid SGD at 0.731458 25/05/2022	277,357	3,011	0.00
Bought USD Solid MYR at 0.233319 25/05/2022	190,095	2,950	0.00
Bought USD Solid CAD at 0.796261 25/05/2022	138,620	2,717	0.00
Bought USD Solid TWD at 0.034309 25/05/2022	134,532	2,492	0.00
Bought USD Solid COP at 0.000265 25/05/2022	45,798	2,471	0.00
Bought USD Solid CZK at 0.041928 25/05/2022	72,726	2,447	0.00
Bought USD Solid THB at 0.029524 25/05/2022	216,169	2,364	0.00
Bought USD Solid MXN at 0.049684 25/05/2022	113,657	1,798	0.00
Bought USD Solid DKK at 0.145597 25/05/2022	64,402	1,728	0.00
Bought USD Solid CLP at 0.001218 25/05/2022	32,203	1,511	0.00
Bought USD Solid CNY at 0.152757 25/05/2022	14,913	241	0.00
Bought KRW Solid USD at 1269.74837 25/05/2022	24,801	188	0.00
Bought MYR Solid USD at 4.373140 25/05/2022	20,946	102	0.00
Bought MXN Solid USD at 20.568865 25/05/2022	12,713	77	0.00
Bought EUR Solid USD at 0.949523 25/05/2022	32,859	50	0.00
Bought USD Solid INR at 0.013093 25/05/2022	7,652	33	0.00
Bought USD Solid HKD at 0.127648 25/05/2022	60,401	28	0.00
Bought COP Solid USD at 3991.530990 25/05/2022	4,019	14	0.00
Bought USD Solid CHF at 1.032028 25/05/2022	22,241	11	0.00
Bought USD Solid GBP at 1.256749 25/05/2022	27,646	3	0.00
Bought HKD Solid USD at 7.842993 25/05/2022	11,422	1	0.00
Bought USD Solid CLP at 0.001170 25/05/2022	4,734	0	0.00
Bought CLP Solid USD at 854.269439 25/05/2022	5,240	(1)	(0.00)
Bought HKD Solid USD at 7.841103 25/05/2022	16,350	(3)	(0.00)
Bought HKD Solid USD at 7.841678 25/05/2022	32,635	(4)	(0.00)
Bought CHF Solid USD at 0.946828 25/05/2022	4,746	(24)	(0.00)
Bought USD Solid INR at 0.012998 25/05/2022	10,129	(31)	(0.00)
Bought COP Solid USD at 3939.407235 25/05/2022	5,470	(52)	(0.00)
Bought CHF Solid USD at 0.956391 25/05/2022	4,392	(67)	(0.00)
Bought ZAR Solid USD at 0.152666 25/05/2022	10,964	(77)	(0.00)
Bought CHF Solid USD at 0.953594 25/05/2022	4,929	(89)	(0.00)
Bought USD Solid ZAR at 0.062796 25/05/2022	15,701	(109)	(0.00)
Bought USD Solid CLP at 0.001162 25/05/2022	15,171	(109)	(0.00)
Bought THB Solid USD at 34.052508 25/05/2022	21,203	(117)	(0.00)
Bought INR Solid USD at 76.566001 25/05/2022	70,294	(135)	(0.00)
Bought BRL Solid USD at 4.900519 25/05/2022	15,611	(212)	(0.00)
Bought CNY Solid USD at 6.454852 25/05/2022	7,250	(215)	(0.00)
Bought CZK Solid USD at 22.823241 25/05/2022	9,736	(234)	(0.00)
Bought PLN Solid USD at 4.341121 25/05/2022	10,965	(246)	(0.00)
Bought GBP Solid USD at 0.766225 25/05/2022	25,580	(950)	(0.00)
Bought EUR Solid USD at 0.930518 25/05/2022	52,874	(980)	(0.00)
Bought CHF Solid USD at 0.946541 25/05/2022	39,829	(1,010)	(0.00)
Bought CNY Solid USD at 6.481781 25/05/2022	49,585	(1,268)	(0.00)
Bought CNY Solid USD at 6.452202 25/05/2022	52,431	(1,574)	(0.00)
Bought EUR Solid USD at 0.920988 25/05/2022	70,033	(2,001)	(0.00)
Bought GBP Solid USD at 0.767438 25/05/2022	115,840	(4,125)	(0.00)
Bought AUD Solid USD at 1.345084 25/05/2022	29,460,857	(3,315,724)	(0.01)
		(1,228,439)	(0.01)
A-MINCOME (G) Shares (JPY) (hedged)			
Bought USD Solid EUR at 1.083294 25/05/2022	159,269	4,309	0.00
Bought USD Solid BRL at 0.212789 25/05/2022	64,975	3,683	0.00
Bought USD Solid NOK at 0.113804 25/05/2022	58,548	3,507	0.00
Bought USD Solid KRW at 0.000810 25/05/2022	97,976	2,071	0.00
Bought USD Solid ZAR at 0.066411 25/05/2022	41,129	2,065	0.00
Bought USD Solid PLN at 0.232379 25/05/2022	38,479	1,459	0.00
Bought USD Solid IDR at 0.000070 25/05/2022	92,715	1,338	0.00
Bought USD Solid SEK at 0.105708 25/05/2022	33,502	1,212	0.00
Bought USD Solid AUD at 0.745448 25/05/2022	24,950	1,165	0.00
Bought USD Solid SGD at 0.731458 25/05/2022	105,212	1,142	0.00
Bought USD Solid MYR at 0.233319 25/05/2022	72,127	1,112	0.00
Bought USD Solid CAD at 0.796261 25/05/2022	59,566	1,030	0.00
Bought USD Solid TWD at 0.034309 25/05/2022	119,369	945	0.00
Bought USD Solid CZK at 0.041928 25/05/2022	27,593	928	0.00
Bought USD Solid THB at 0.029524 25/05/2022	82,013	897	0.00
Bought USD Solid MXN at 0.049684 25/05/2022	45,111	862	0.00
Bought USD Solid DKK at 0.145597 25/05/2022	24,431	656	0.00
Bought USD Solid CNY at 0.152757 25/05/2022	5,367	87	0.00
Bought MYR Solid USD at 4.373138 25/05/2022	7,615	37	0.00
Bought MXN Solid USD at 20.568862 25/05/2022	4,614	28	0.00
Bought USD Solid INR at 0.013093 25/05/2022	3,261	14	0.00
Bought USD Solid HKD at 0.127568 25/05/2022	22,913	11	0.00
Bought USD Solid GBP at 1.256749 25/05/2022	8,922	1	0.00
Bought HKD Solid USD at 7.842928 25/05/2022	16,461	1	0.00

	契約額等USD	未実現(損 % Net)	益(米下 Assets)
Bought HKD Solid USD at 7.841108 25/05/2022	6,435	(1)	(0.00)
Bought USD Solid INR at 0.012998 25/05/2022	3,577	(10)	(0.00)
Bought AUD Solid USD at 1.402959 25/05/2022	3,065	(11)	(0.00)
Bought CNY Solid USD at 6.411136 25/05/2022	4,039	(25)	(0.00)
Bought ZAR Solid USD at 0.066411 25/05/2022	5,100	(28)	(0.00)
Bought THB Solid USD at 34.052496 25/05/2022	7,655	(42)	(0.00)
Bought USD Solid ZAR at 0.062796 25/05/2022	7,108	(49)	(0.00)
Bought INR Solid USD at 76.565889 25/05/2022	26,649	(57)	(0.00)
Bought CZK Solid USD at 22.823231 25/05/2022	3,562	(86)	(0.00)
Bought PLN Solid USD at 4.341121 25/05/2022	5,962	(96)	(0.00)
Bought EUR Solid USD at 0.930518 25/05/2022	17,195	(319)	(0.00)
Bought GBP Solid USD at 0.766225 25/05/2022	8,875	(330)	(0.00)
Bought EUR Solid USD at 0.920988 25/05/2022	28,773	(822)	(0.00)
Bought CNY Solid USD at 6.481780 25/05/2022	40,730	(1,042)	(0.00)
Bought GBP Solid USD at 0.767438 25/05/2022	43,972	(1,564)	(0.00)
Bought JPY Solid USD at 128.208200 25/05/2022	10,335,151	(122,111)	(0.00)
		(98,057)	(0.00)

	契約額等USD	未実現(損 % Net)	益(米下 Assets)
A-MINCOME (G) Shares (SGD) (SGD/USD hedged)			
Bought SGD Solid USD at 1.367132 25/05/2022	476,350,345	(5,115,387)	(0.06)
		(5,115,387)	(0.06)

	契約額等USD	未実現(損 % Net)	益(米下 Assets)
A-QINCOME (G) Shares (EUR) (hedged)			
Bought USD Solid JPY at 0.007799 25/05/2022	62,550,015	738,397	0.01
Bought USD Solid BRL at 0.212789 25/05/2022	6,688,265	381,891	0.00
Bought USD Solid NOK at 0.113804 25/05/2022	6,072,285	379,298	0.00
Bought USD Solid KRW at 0.000810 25/05/2022	10,161,203	214,785	0.00
Bought USD Solid ZAR at 0.066411 25/05/2022	4,265,237	214,115	0.00
Bought USD Solid PLN at 0.232379 25/05/2022	11,990,313	157,811	0.00
Bought USD Solid IDR at 0.000070 25/05/2022	9,625,503	138,810	0.00
Bought USD Solid SEK at 0.105708 25/05/2022	3,475,993	125,729	0.00
Bought USD Solid AUD at 0.745448 25/05/2022	1,585,791	120,880	0.00
Bought USD Solid SGD at 0.731458 25/05/2022	10,913,330	118,469	0.00
Bought USD Solid MYR at 0.233319 25/05/2022	7,479,539	117,271	0.00
Bought USD Solid CAD at 0.796267 25/05/2022	5,453,270	106,904	0.00
Bought USD Solid TWD at 0.034309 25/05/2022	12,379,879	98,051	0.00
Bought USD Solid COP at 0.000265 25/05/2022	1,802,012	97,213	0.00
Bought USD Solid CZK at 0.041928 25/05/2022	2,861,666	96,268	0.00
Bought USD Solid THB at 0.029524 25/05/2022	8,505,681	93,025	0.00
Bought USD Solid MXN at 0.049684 25/05/2022	4,472,148	70,764	0.00
Bought USD Solid DKK at 0.145597 25/05/2022	2,534,195	68,012	0.00
Bought USD Solid CLP at 0.001218 25/05/2022	1,267,118	51,589	0.00
Bought USD Solid HUF at 0.020910 25/05/2022	299,168	14,096	0.00
Bought KRW Solid USD at 1273.079994 25/05/2022	941,330	9,639	0.00
Bought USD Solid CNY at 0.152757 25/05/2022	548,159	8,840	0.00
Bought USD Solid TRY at 0.064706 25/05/2022	557,378	4,224	0.00
Bought MYR Solid USD at 4.373140 25/05/2022	696,868	3,580	0.00
Bought USD Solid ILS at 0.309479 25/05/2022	99,452	2,893	0.00
Bought MXN Solid USD at 20.568867 25/05/2022	424,496	2,558	0.00
Bought THB Solid USD at 34.052508 25/05/2022	726,513	726,513	0.00
Bought USD Solid PHP at 0.019120 25/05/2022	533,424	1,763	0.00
Bought USD Solid INR at 0.013093 25/05/2022	305,918	1,305	0.00
Bought USD Solid HKD at 0.127568 25/05/2022	2,376,820	1,105	0.00
Bought COP Solid USD at 3991.530881 25/05/2022	161,747	581	0.00
Bought USD Solid CHF at 1.032028 25/05/2022	910,244	461	0.00
Bought PHP Solid USD at 52.530000 25/05/2022	205,832	219	0.00
Bought USD Solid GBP at 1.256749 25/05/2022	982,688	89	0.00
Bought HUF Solid USD at 361.275882 25/05/2022	25,564	68	0.00
Bought PHP Solid USD at 52.530999 25/05/2022	95,275	53	0.00
Bought HKD Solid USD at 7.842929 25/05/2022	435,271	19	0.00
Bought HKD Solid USD at 7.842893 25/05/2022	212,485	8	0.00
Bought USD Solid CLP at 0.001170 25/05/2022	200,130	(15)	(0.00)
Bought USD Solid JPY at 0.127495 25/05/2022	329,815	(35)	(0.00)
Bought CLP Solid USD at 854.270021 25/05/2022	185,801	(45)	(0.00)
Bought USD Solid HKD at 0.127486 25/05/2022	378,205	(69)	(0.00)
Bought HKD Solid USD at 7.841678 25/05/2022	820,590	(94)	(0.00)
Bought HKD Solid USD at 7.841103 25/05/2022	646,810	(122)	(0.00)
Bought ILS Solid USD at 3.284299 25/05/2022	16,198	(199)	(0.00)
Bought USD Solid PHP at 0.018987 25/05/2022	19,805	(548)	(0.00)
Bought ILS Solid USD at 3.314383 25/05/2022	170,198	(555)	(0.00)
Bought CHF Solid USD at 0.946828 25/05/2022	307,482	(944)	(0.00)
Bought USD Solid INR at 0.012998 25/05/2022	354,101	(1,071)	(0.00)
Bought ILS Solid USD at 3.281858 25/05/2022	84,556	(1,103)	(0.00)
Bought AUD Solid USD at 1.402957 25/05/2022	337,573	(1,200)	(0.00)
Bought COP Solid USD at 3939.410042 25/05/2022	184,418	(1,754)	(0.00)
Bought ZAR Solid USD at 0.066411 25/05/2022	909,249	(2,508)	(0.00)
Bought ZAR Solid USD at 0.066411 25/05/2022	477,647	(2,645)	(0.00)
Bought CHF Solid USD at 0.956375 25/05/2022	216,024	(3,291)	(0.00)
Bought USD Solid CLP at 0.001162 25/05/2022	597,405	(4,329)	(0.00)
Bought CNY Solid USD at 6.452202 25/05/2022	427,950	(4,564)	

契約額等USD (来下 Assets)	未実現(損 % Net)益 (来下 Assets ル)		
D-ACC Shares (EUR) (hedged)			
Bought USD Solid JPY at 0.007800 25/05/2022	1,467,789	17,550	0.00
Bought USD Solid BRL at 0.212789 25/05/2022	156,590	8,962	0.00
Bought USD Solid NOK at 0.113804 25/05/2022	142,491	8,901	0.00
Bought USD Solid KRW at 0.008010 25/05/2022	238,441	5,040	0.00
Bought USD Solid ZAR at 0.064610 25/05/2022	100,090	5,024	0.00
Bought USD Solid PLN at 0.232729 25/05/2022	93,634	3,550	0.00
Bought USD Solid IDR at 0.000070 25/05/2022	275,656	3,257	0.00
Bought USD Solid SEK at 0.105708 25/05/2022	81,521	2,950	0.00
Bought USD Solid AUD at 0.745448 25/05/2022	60,655	2,855	0.00
Bought USD Solid SGD at 0.714588 25/05/2022	256,083	2,780	0.00
Bought USD Solid MYR at 0.235319 25/05/2022	175,304	2,705	0.00
Bought USD Solid CAD at 0.796267 25/05/2022	127,999	2,509	0.00
Bought USD Solid TWD at 0.054309 25/05/2022	290,505	2,501	0.00
Bought USD Solid COP at 0.000265 25/05/2022	42,286	2,281	0.00
Bought USD Solid CZK at 0.044198 25/05/2022	67,150	2,259	0.00
Bought USD Solid THB at 0.029524 25/05/2022	199,592	2,183	0.00
Bought USD Solid MXN at 0.049684 25/05/2022	104,942	1,661	0.00
Bought USD Solid DKK at 0.145597 25/05/2022	59,467	1,596	0.00
Bought USD Solid CLP at 0.001218 25/05/2022	29,734	1,211	0.00
Bought KRW Solid USD at 1273.080114 25/05/2022	21,874	224	0.00
Bought USD Solid CNY at 0.152757 25/05/2022	12,853	207	0.00
Bought MYR Solid USD at 4.373140 25/05/2022	16,258	79	0.00
Bought MXN Solid USD at 20.586866 25/05/2022	9,908	60	0.00
Bought THB Solid USD at 34.347355 25/05/2022	16,982	53	0.00
Bought USD Solid HKD at 0.013093 25/05/2022	7,144	30	0.00
Bought USD Solid HKD at 0.127568 25/05/2022	55,772	26	0.00
Bought COP Solid USD at 3991.529434 25/05/2022	3,783	14	0.00
Bought USD Solid CHF at 1.030209 25/05/2022	21,418	11	0.00
Bought USD Solid CLP at 1.256749 25/05/2022	22,996	2	0.00
Bought USD Solid CLP at 0.001170 25/05/2022	4,693	0	0.00
Bought HKD Solid USD at 7.842930 25/05/2022	10,213	0	0.00
Bought CLP Solid USD at 854.269160 25/05/2022	4,346	(1)	0.00
Bought HKD Solid USD at 7.841103 25/05/2022	15,153	(5)	0.00
Bought HKD Solid USD at 7.841678 25/05/2022	30,414	(4)	0.00
Bought CHF Solid USD at 0.968188 25/05/2022	7,230	(22)	0.00
Bought USD Solid INR at 0.012998 25/05/2022	8,315	(25)	0.00
Bought AUD Solid USD at 1.402975 25/05/2022	7,912	(28)	0.00
Bought COP Solid USD at 3939.410829 25/05/2022	1,306	(41)	0.00
Bought CNY Solid USD at 6.611145 25/05/2022	9,590	(59)	0.00
Bought ZAR Solid USD at 15.726257 25/05/2022	11,160	(62)	0.00
Bought CHF Solid USD at 0.956375 25/05/2022	5,019	(76)	0.00
Bought CHF Solid USD at 0.956396 25/05/2022	5,035	(71)	0.00
Bought USD Solid CLP at 0.001162 25/05/2022	14,052	(101)	0.00
Bought USD Solid ZAR at 0.062796 25/05/2022	14,791	(103)	0.00
Bought INR Solid USD at 0.067596 25/05/2022	64,903	(125)	0.00
Bought CZK Solid USD at 22.832345 25/05/2022	7,800	(188)	0.00
Bought CNY Solid USD at 6.454849 25/05/2022	6,600	(196)	0.00
Bought PLN Solid USD at 4.341122 25/05/2022	8,431	(205)	0.00
Bought GBP Solid USD at 0.766226 25/05/2022	23,361	(88)	0.00
Bought CHF Solid USD at 0.946411 25/05/2022	36,765	(932)	0.00
Bought CNY Solid USD at 4.481771 25/05/2022	45,759	(1,170)	0.00
Bought CNY Solid USD at 6.452250 25/05/2022	48,402	(1,455)	0.00
Bought GBP Solid USD at 0.767438 25/05/2022	106,849	(3,805)	0.00
Bought EUR Solid USD at 0.923050 25/05/2022	26,686,845	(70,653)	(0.01)
		(653,728)	(0.01)

契約額等USD (来下 Assets)	未実現(損 % Net)益 (来下 Assets ル)		
D-QINCOME (G) Shares (EUR) (hedged)			
Bought USD Solid JPY at 0.007800 25/05/2022	8,404,511	100,488	0.00
Bought USD Solid BRL at 0.212789 25/05/2022	898,661	51,312	0.00
Bought USD Solid NOK at 0.113804 25/05/2022	815,902	50,964	0.00
Bought USD Solid KRW at 0.008010 25/05/2022	1,365,307	28,860	0.00
Bought USD Solid ZAR at 0.064610 25/05/2022	573,099	28,770	0.00
Bought USD Solid PLN at 0.232729 25/05/2022	536,161	20,326	0.00
Bought USD Solid IDR at 0.000070 25/05/2022	1,291,984	18,651	0.00
Bought USD Solid SEK at 0.105708 25/05/2022	466,782	16,894	0.00
Bought USD Solid AUD at 0.745448 25/05/2022	347,452	16,245	0.00
Bought USD Solid SGD at 0.714588 25/05/2022	1,466,582	15,918	0.00
Bought USD Solid MYR at 0.235319 25/05/2022	1,004,979	15,488	0.00
Bought USD Solid CAD at 0.796267 25/05/2022	732,694	14,365	0.00
Bought USD Solid TWD at 0.054309 25/05/2022	1,663,417	13,175	0.00
Bought USD Solid COP at 0.000265 25/05/2022	242,127	13,062	0.00
Bought USD Solid CZK at 0.044198 25/05/2022	384,506	12,935	0.00
Bought USD Solid THB at 0.029524 25/05/2022	1,142,864	12,499	0.00
Bought USD Solid MXN at 0.049684 25/05/2022	600,901	9,508	0.00
Bought USD Solid DKK at 0.145597 25/05/2022	340,512	9,139	0.00
Bought USD Solid CLP at 0.001218 25/05/2022	170,256	6,932	0.00
Bought USD Solid HUF at 0.002910 25/05/2022	39,029	1,896	0.00
Bought KRW Solid USD at 1273.080114 25/05/2022	21,116	1,284	0.00
Bought USD Solid CNY at 0.152757 25/05/2022	75,393	1,184	0.00
Bought USD Solid TRY at 0.064706 25/05/2022	74,890	568	0.00
Bought MYR Solid USD at 4.373140 25/05/2022	92,954	451	0.00
Bought MXN Solid USD at 20.586866 25/05/2022	56,639	341	0.00
Bought THB Solid USD at 34.347355 25/05/2022	97,993	302	0.00
Bought USD Solid PHP at 0.019120 25/05/2022	71,711	237	0.00
Bought USD Solid INR at 0.013093 25/05/2022	40,958	175	0.00
Bought USD Solid HKD at 0.127568 25/05/2022	319,359	148	0.00
Bought COP Solid USD at 3991.530193 25/05/2022	78,715	175	0.00
Bought USD Solid CHF at 1.030209 25/05/2022	122,327	62	0.00
Bought PHP Solid USD at 52.530299 25/05/2022	27,656	29	0.00
Bought USD Solid GBP at 1.256749 25/05/2022	132,072	12	0.00
Bought HUF Solid USD at 361.276045 25/05/2022	9,451	9	0.00
Bought PHP Solid USD at 52.530594 25/05/2022	12,532	7	0.00
Bought HKD Solid USD at 7.842929 25/05/2022	58,409	3	0.00
Bought HKD Solid USD at 7.842893 25/05/2022	28,574	1	0.00
Bought USD Solid HKD at 0.001170 25/05/2022	26,870	(2)	0.00
Bought USD Solid CLP at 0.127495 25/05/2022	44,360	(5)	(0.00)

契約額等USD (来下 Assets)	未実現(損 % Net)益 (来下 Assets ル)		
Bought CLP Solid USD at 854.270063 25/05/2022	24,858	(6)	(0.00)
Bought USD Solid HKD at 0.127486 25/05/2022	50,825	(9)	(0.00)
Bought USD Solid BRL at 0.212789 25/05/2022	110,397	(13)	(0.00)
Bought HKD Solid USD at 7.841102 25/05/2022	86,799	(16)	(0.00)
Bought USD Solid PHP at 0.018987 25/05/2022	20,122	(74)	(0.00)
Bought CHF Solid USD at 0.968188 25/05/2022	41,314	(127)	(0.00)
Bought USD Solid INR at 0.012998 25/05/2022	47,517	(144)	(0.00)
Bought AUD Solid USD at 1.402975 25/05/2022	65,190	(150)	(0.00)
Bought COP Solid USD at 3939.409450 25/05/2022	24,617	(234)	(0.00)
Bought CNY Solid USD at 6.611140 25/05/2022	54,877	(356)	(0.00)
Bought ZAR Solid USD at 15.726260 25/05/2022	65,804	(355)	(0.00)
Bought CHF Solid USD at 0.956375 25/05/2022	28,964	(441)	(0.00)
Bought USD Solid CLP at 0.001162 25/05/2022	84,540	(578)	(0.00)
Bought USD Solid ZAR at 0.062796 25/05/2022	84,540	(588)	(0.00)
Bought INR Solid USD at 0.067596 25/05/2022	371,654	(715)	(0.00)
Bought CHF Solid BRL at 0.953595 25/05/2022	40,269	(729)	(0.00)
Bought CZK Solid USD at 22.832348 25/05/2022	44,452	(1,075)	(0.00)
Bought CNY Solid USD at 6.454850 25/05/2022	37,724	(1,118)	(0.00)
Bought PLN Solid USD at 4.341120 25/05/2022	48,213	(1,171)	(0.00)
Bought CHF Solid USD at 0.946055 25/05/2022	77,165	(1,195)	(0.00)
Bought CHF Solid USD at 0.948009 25/05/2022	121,412	(2,895)	(0.00)
Bought GBP Solid USD at 0.766225 25/05/2022	133,773	(4,968)	(0.00)
Bought CNY Solid USD at 6.481780 25/05/2022	261,934	(6,699)	(0.00)
Bought CNY Solid USD at 6.452250 25/05/2022	277,175	(8,319)	(0.00)
Bought GBP Solid USD at 0.764738 25/05/2022	612,036	(21,795)	(0.00)
Bought EUR Solid USD at 0.923110 25/05/2022	152,750,878	(4,025,629)	(0.05)
		(5,615,879)	(0.04)

契約額等USD (来下 Assets)	未実現(損 % Net)益 (来下 Assets ル)		
E-ACC Shares (EUR) (hedged)			
Bought USD Solid JPY at 0.007800 25/05/2022	11,812,714	141,238	0.00
Bought USD Solid BRL at 0.212789 25/05/2022	1,263,085	72,121	0.00
Bought USD Solid NOK at 0.113804 25/05/2022	1,146,764	71,631	0.00
Bought USD Solid KRW at 0.008010 25/05/2022	1,918,967	40,563	0.00
Bought USD Solid ZAR at 0.064610 25/05/2022	805,497	40,436	0.00
Bought USD Solid PLN at 0.232729 25/05/2022	753,569	28,568	0.00
Bought USD Solid IDR at 0.000070 25/05/2022	1,815,910	26,215	0.00
Bought USD Solid SEK at 0.105708 25/05/2022	656,072	23,744	0.00
Bought USD Solid AUD at 0.745448 25/05/2022	488,365	22,830	0.00
Bought USD Solid SGD at 0.714588 25/05/2022	2,061,039	22,375	0.00
Bought USD Solid MYR at 0.235319 25/05/2022	1,412,335	21,746	0.00
Bought USD Solid CAD at 0.796267 25/05/2022	1,029,849	20,189	0.00
Bought USD Solid TWD at 0.054309 25/05/2022	2,337,969	18,517	0.00
Bought USD Solid COP at 0.000265 25/05/2022	340,314	18,359	0.00
Bought USD Solid CZK at 0.044198 25/05/2022	540,451	18,180	0.00
Bought USD Solid THB at 0.029524 25/05/2022	1,606,316	17,568	0.00
Bought USD Solid MXN at 0.049684 25/05/2022	844,575	13,364	0.00
Bought USD Solid DKK at 0.145597 25/05/2022	478,589	12,844	0.00
Bought USD Solid CLP at 0.001170 25/05/2022	237,298	9,747	0.00
Bought USD Solid HUF at 0.002910 25/05/2022	54,857	2,666	0.00
Bought KRW Solid USD at 1273.080027 25/05/2022	176,115	1,803	0.00
Bought USD Solid CNY at 0.152757 25/05/2022	103,354	1,667	0.00
Bought USD Solid TRY at 0.064706 25/05/2022	105,265	798	0.00
Bought MYR Solid USD at 4.373140 25/05/2022	130,090	631	0.00
Bought MXN Solid USD at 20.586868 25/05/2022	159,661	478	0.00
Bought THB Solid USD at 34.347370 25/05/2022	137,061	426	0.00
Bought USD Solid PHP at 0.019120 25/05/2022	100,762	333	0.00
Bought USD Solid INR at 0.013093 25/05/2022	57,445	245	0.00
Bought USD Solid HKD at 0.127568 25/05/2022	448,870	209	0.00
Bought COP Solid USD at 3991.529539 25/05/2022	30,645	110	0.00
Bought USD Solid CHF at 1.030209 25/05/2022	171,752	87	0.00
Bought USD Solid CLP at 1.256749 25/05/2022	38,871	41	0.00
Bought USD Solid GBP at 1.256749 25/05/2022	185,982	17	0.00
Bought HUF Solid USD at 361.275969 25/05/2022	4,881	13	0.00
Bought PHP Solid USD at 52.540011 25/05/2022	11,551	10	0.00
Bought HKD Solid USD at 7.842929 25/05/2022	82,176	4	0.00
Bought HKD Solid USD at 7.842894 25/05/2022	40,228	2	0.00
Bought USD Solid CLP at 0.001170 25/05/2022	37,375	(5)	(0.00)
Bought USD Solid HKD at 0.127495 25/05/2022	62,377	(7)	(0.00)
Bought CLP Solid USD at 854.270117 25/05/2022	34,846	(8)	(0.00)
Bought USD Solid HKD at 0.127486 25/05/2022	71,507	(10)	(0.00)
Bought HKD Solid USD at 7.841678 25/05/2022	155,120	(18)	(0.00)
Bought HKD Solid USD at 7.841103 25/05/2022	121,922	(23)	(0.00)
Bought USD Solid PHP at 0.018987 25/05/2022	28,277	(105)	(0.00)
Bought USD Solid INR at 0.013483 25/05/2022	62,333	(105)	(0.00)
Bought CHF Solid USD at 0.968188 25/05/2022	57,633	(177)	(0.00)

	契約額等USD	未実現(損 % Net)	益(米下 Assets)	ル)
E-QINCOME (G) Shares (EUR) (hedged)				
Bought USD Sold JPY at 0.007800 25/05/2022	28,764,928	343,926	0.00	
Bought USD Sold BRL at 0.212789 25/05/2022	3,075,276	175,620	0.00	
Bought USD Sold NOK at 0.174424 25/05/2022	2,792,471	174,424	0.00	
Bought USD Sold KRW at 0.000810 25/05/2022	4,672,841	98,773	0.00	
Bought USD Sold ZAR at 0.066410 25/05/2022	1,961,459	98,465	0.00	
Bought USD Sold PLN at 0.233729 25/05/2022	1,835,016	69,565	0.00	
Bought USD Sold IDR at 0.000070 25/05/2022	4,421,889	65,835	0.00	
Bought USD Sold SEK at 0.105708 25/05/2022	1,399,582	57,819	0.00	
Bought USD Sold AUD at 0.745448 25/05/2022	1,189,146	55,591	0.00	
Bought USD Sold SGD at 0.731458 25/05/2022	5,018,840	54,481	0.00	
Bought USD Sold TRY at 0.233519 25/05/2022	3,439,634	55,010	0.00	
Bought USD Sold CAD at 0.796262 25/05/2022	2,507,811	49,162	0.00	
Bought USD Sold TWD at 0.034309 25/05/2022	5,693,143	45,091	0.00	
Bought USD Sold COP at 0.000265 25/05/2022	828,693	44,705	0.00	
Bought USD Sold CZK at 0.044198 25/05/2022	1,315,999	44,271	0.00	
Bought USD Sold THB at 0.029524 25/05/2022	3,911,514	42,779	0.00	
Bought USD Sold MXN at 0.049684 25/05/2022	2,056,611	32,542	0.00	
Bought USD Sold DKK at 0.145597 25/05/2022	1,165,398	31,277	0.00	
Bought USD Sold CLP at 0.001218 25/05/2022	582,711	23,724	0.00	
Bought USD Sold HUF at 0.002910 25/05/2022	133,408	6,481	0.00	
Bought KRW Sold USD at 1271.000006 25/05/2022	438,833	4,494	0.00	
Bought USD Sold CNY at 0.152757 25/05/2022	251,928	4,063	0.00	
Bought USD Sold TRY at 0.066706 25/05/2022	256,322	1,943	0.00	
Bought MYR Sold USD at 4.373140 25/05/2022	321,325	1,568	0.00	
Bought USD Sold ILS at 0.350949 25/05/2022	45,741	1,330	0.00	
Bought MXN Sold USD at 20.586867 25/05/2022	195,708	1,179	0.00	
Bought THB Sold USD at 34.347370 25/05/2022	340,148	1,058	0.00	
Bought USD Sold PHP at 0.019120 25/05/2022	244,929	810	0.00	
Bought USD Sold INR at 0.013093 25/05/2022	141,200	601	0.00	
Bought USD Sold HKD at 0.127548 25/05/2022	1,093,033	508	0.00	
Bought COP Sold USD at 3991.530126 25/05/2022	75,130	270	0.00	
Bought USD Sold CHF at 0.193020 25/05/2022	417,744	211	0.00	
Bought PHP Sold USD at 52.520098 25/05/2022	94,656	101	0.00	
Bought USD Sold GBP at 1.256749 25/05/2022	453,017	41	0.00	
Bought HUF Sold USD at 361.276025 25/05/2022	11,930	32	0.00	
Bought PHP Sold USD at 52.504004 25/05/2022	42,654	24	0.00	
Bought HKD Sold USD at 7.842929 25/05/2022	200,078	9	0.00	
Bought HKD Sold USD at 7.842893 25/05/2022	97,630	9	0.00	
Bought USD Sold CLP at 0.001170 25/05/2022	91,168	(7)	(0.00)	
Bought USD Sold HKD at 0.127475 25/05/2022	151,481	(16)	(0.00)	
Bought CLP Sold USD at 854.269959 25/05/2022	85,578	(21)	(0.00)	
Bought USD Sold HKD at 0.127486 25/05/2022	173,981	(32)	(0.00)	
Bought HKD Sold USD at 7.841678 25/05/2022	377,521	(43)	(0.00)	
Bought HKD Sold USD at 7.841102 25/05/2022	297,675	(56)	(0.00)	
Bought ILS Sold USD at 3.284302 25/05/2022	7,429	(91)	(0.00)	
Bought USD Sold PHP at 0.018987 25/05/2022	68,897	(252)	(0.00)	
Bought ILS Sold USD at 3.514385 25/05/2022	78,144	(255)	(0.00)	
Bought CHF Sold USD at 0.961888 25/05/2022	140,882	(432)	(0.00)	
Bought USD Sold INR at 0.019998 25/05/2022	162,782	(492)	(0.00)	
Bought ILS Sold USD at 3.281858 25/05/2022	38,911	(507)	(0.00)	
Bought AUD Sold USD at 1.402917 25/05/2022	157,022	(558)	(0.00)	
Bought COP Sold USD at 3939.409980 25/05/2022	85,010	(608)	(0.00)	
Bought CNY Sold USD at 6.111420 25/05/2022	188,092	(1,155)	(0.00)	
Bought ZAR Sold USD at 15.726260 25/05/2022	220,129	(1,219)	(0.00)	
Bought CHF Sold USD at 0.956375 25/05/2022	98,288	(1,497)	(0.00)	
Bought USD Sold CLP at 0.001162 25/05/2022	274,504	(1,972)	(0.00)	
Bought USD Sold ZAR at 0.062796 25/05/2022	286,369	(1,990)	(0.00)	
Bought INR Sold USD at 76.556000 25/05/2022	1,271,940	(2,442)	(0.00)	
Bought CHF Sold USD at 0.953995 25/05/2022	137,375	(2,486)	(0.00)	
Bought CZK Sold USD at 22.823251 25/05/2022	154,032	(3,709)	(0.00)	
Bought CNY Sold USD at 6.454850 25/05/2022	128,462	(3,806)	(0.00)	
Bought PLN Sold USD at 4.341120 25/05/2022	166,685	(4,050)	(0.00)	
Bought CHF Sold USD at 0.946055 25/05/2022	265,515	(6,814)	(0.00)	
Bought CHF Sold USD at 0.948099 25/05/2022	415,502	(9,909)	(0.00)	
Bought GBP Sold USD at 0.766225 25/05/2022	456,002	(16,934)	(0.00)	
Bought CNY Sold USD at 6.481780 25/05/2022	895,726	(22,909)	(0.00)	
Bought CNY Sold USD at 6.452250 25/05/2022	948,630	(28,473)	(0.00)	
Bought GBP Sold USD at 0.767438 25/05/2022	2,094,891	(74,600)	(0.00)	
Bought EUR Sold USD at 0.920542 25/05/2022	524,304,225	(15,230,421)	(0.17)	
		(1,854,173)	(0.16)	
I Shares (EUR) (EUR/USD hedged)				
Bought EUR Sold USD at 0.923042 25/05/2022	3,776,100	(99,735)	(0.00)	
		(99,735)	(0.00)	
I-ACC Shares (EUR) (hedged)				
Bought EUR Sold USD at 0.923050 25/05/2022	75,374,550	(1,990,165)	(0.02)	
		(1,990,165)	(0.02)	
X-QDIST Shares (EUR) (EUR/USD hedged)				
Bought EUR Sold USD at 0.923111 25/05/2022	82,600,008	(2,175,628)	(0.02)	
		(2,175,628)	(0.02)	
Y-ACC Shares (EUR) (hedged)				
Bought USD Sold JPY at 0.007799 25/05/2022	12,761,798	150,652	0.00	
Bought USD Sold BRL at 0.212789 25/05/2022	1,364,578	77,916	0.00	
Bought USD Sold NOK at 0.113804 25/05/2022	1,238,902	77,387	0.00	
Bought USD Sold KRW at 0.000810 25/05/2022	2,075,145	40,622	0.00	
Bought USD Sold ZAR at 0.066410 25/05/2022	870,219	45,485	0.00	
Bought USD Sold PLN at 0.233729 25/05/2022	814,119	38,863	0.00	
Bought USD Sold IDR at 0.000070 25/05/2022	1,961,808	28,521	0.00	
Bought USD Sold SEK at 0.105708 25/05/2022	708,783	25,262	0.00	
Bought USD Sold AUD at 0.745448 25/05/2022	527,570	24,645	0.00	
Bought USD Sold SGD at 0.731458 25/05/2022	2,226,672	24,171	0.00	

	契約額等USD	未実現(損 % Net)	益(米下 Assets)	ル)
Bought USD Sold MYR at 0.233519 25/05/2022	1,526,022	23,518	0.00	
Bought USD Sold CAD at 0.796267 25/05/2022	1,112,630	21,812	0.00	
Bought USD Sold TWD at 0.034309 25/05/2022	2,525,811	20,005	0.00	
Bought USD Sold COP at 0.000265 25/05/2022	367,656	19,834	0.00	
Bought USD Sold CZK at 0.044198 25/05/2022	583,854	19,641	0.00	
Bought USD Sold THB at 0.029524 25/05/2022	1,735,575	18,979	0.00	
Bought USD Sold MXN at 0.049684 25/05/2022	912,452	14,458	0.00	
Bought USD Sold DKK at 0.145597 25/05/2022	517,042	13,356	0.00	
Bought USD Sold CLP at 0.001218 25/05/2022	258,524	10,526	0.00	
Bought USD Sold HUF at 0.002910 25/05/2022	59,182	2,875	0.00	
Bought KRW Sold USD at 1273.080004 25/05/2022	206,632	2,116	0.00	
Bought USD Sold CNY at 0.152757 25/05/2022	111,201	1,793	0.00	
Bought MYR Sold USD at 4.373140 25/05/2022	113,719	862	0.00	
Bought MXN Sold USD at 20.586867 25/05/2022	142,255	690	0.00	
Bought THB Sold USD at 34.347370 25/05/2022	86,646	522	0.00	
Bought USD Sold HKD at 0.127548 25/05/2022	484,930	480	0.00	
Bought PLN Sold USD at 4.469560 25/05/2022	80,299	367	0.00	
Bought USD Sold PHP at 0.019120 25/05/2022	108,455	359	0.00	
Bought USD Sold INR at 0.013093 25/05/2022	62,937	268	0.00	
Bought USD Sold HKD at 0.127568 25/05/2022	167,451	225	0.00	
Bought COP Sold USD at 3991.529970 25/05/2022	35,306	127	0.00	
Bought USD Sold CHF at 1.030208 25/05/2022	186,065	94	0.00	
Bought PHP Sold USD at 52.530301 25/05/2022	41,995	45	0.00	
Bought USD Sold GBP at 1.256749 25/05/2022	207,847	19	0.00	
Bought HUF Sold USD at 361.274141 25/05/2022	5,405	14	0.00	
Bought PHP Sold USD at 52.550995 25/05/2022	19,294	11	0.00	
Bought HKD Sold USD at 7.842929 25/05/2022	88,526	4	0.00	
Bought HKD Sold USD at 7.842894 25/05/2022	43,441	2	0.00	
Bought USD Sold CLP at 0.001170 25/05/2022	(3)	829	(0.00)	
Bought USD Sold HKD at 0.127495 25/05/2022	66,547	(7)	(0.00)	
Bought CLP Sold USD at 854.270045 25/05/2022	37,919	(9)	(0.00)	
Bought USD Sold HKD at 0.127486 25/05/2022	76,493	(14)	(0.00)	
Bought USD Sold USD at 7.841678 25/05/2022	167,451	(19)	(0.00)	
Bought HKD Sold USD at 7.841103 25/05/2022	123,238	(25)	(0.00)	
Bought USD Sold PHP at 0.018987 25/05/2022	30,564	(112)	(0.00)	
Bought ILS Sold USD at 3.314383 25/05/2022	34,607	(113)	(0.00)	
Bought CHF Sold USD at 0.968188 25/05/2022	61,352	(188)	(0.00)	
Bought AUD Sold USD at 1.402957 25/05/2022	70,637	(281)	(0.00)	
Bought USD Sold INR at 0.015002 25/05/2022	98,800	(264)	(0.00)	
Bought COP Sold USD at 3939.410362 25/05/2022	37,642	(358)	(0.00)	
Bought CNY Sold USD at 6.111440 25/05/2022	83,767	(515)	(0.00)	
Bought ZAR Sold USD at 15.726240 25/05/2022	97,493	(640)	(0.00)	
Bought CHF Sold USD at 0.956375 25/05/2022	45,811	(667)	(0.00)	
Bought USD Sold ZAR at 0.062796 25/05/2022	121,096	(842)	(0.00)	
Bought USD Sold CLP at 0.001162 25/05/2022	119,895	(861)	(0.00)	
Bought EUR Sold USD at 0.923050 25/05/2022	134,117	(1,061)	(0.00)	
Bought INR Sold USD at 76.556001 25/05/2022	564,307	(1,083)	(0.00)	
Bought CHF Sold USD at 0.953995 25/05/2022	60,718	(1,099)	(0.00)	
Bought CZK Sold USD at 22.823249 25/05/2022	62,220	(1,645)	(0.00)	
Bought CNY Sold USD at 6.481780 25/05/2022	57,120	(1,692)	(0.00)	
Bought CHF Sold USD at 0.946055 25/05/2022	117,012	(3,026)	(0.00)	
Bought CHF Sold USD at 0.948099 25/05/2022	184,586	(4,397)	(0.00)	
Bought GBP Sold USD at 0.766225 25/05/2022	202,552	(7,522)	(0.00)	
Bought CNY Sold USD at 6.481780 25/05/2022	396,640	(10,145)	(0.00)	
Bought CNY Sold USD at 6.452250 25/05/2022	420,876	(12,635)	(0.00)	
Bought GBP Sold USD at 0.767438 25/05/2022	929,456	(35,098)	(0.00)	
Bought EUR Sold USD at 0.920279 25/05/2022	232,657,500	(6,823,080)	(0.08)	
		(6,204,628)	(0.07)	
Y-MINCOME (G) Shares (GBP) (GBP/USD hedged)				
Bought GBP Sold USD at 0.767438 25/05/2022	6,247,276	(222,467)	(0.00)	
		(222,467)	(0.00)	
Y-QINCOME (G) Shares (EUR) (hedged)				
Bought USD Sold JPY at 0.007800 25/05/2022	7,657,528	91,557	0.00	
Bought USD Sold EUR at 0.957530 25/05/2022	92,192,440	84,802	0.00	
Bought USD Sold BRL at 0.212789 25/05/2022	818,787	46,752	0.00	
Bought USD Sold NOK at 0.113804 25/05/2022	743,586	46,435	0.00	
Bought USD Sold KRW at 0.000810 25/05/2022	1,243,960	26,295	0.00	
Bought USD Sold ZAR at 0.066410 25/05/2022	522,163	26,213	0.00	
Bought USD Sold PLN at 0.233219 25/05/2022	485,512	18,512	0.00	
Bought USD Sold IDR at 0.000070 25/05/2022	1,177,154	16,993	0.00	
Bought USD Sold SEK at 0.105708 25/05/2022	425,292	15,592	0.00	
Bought USD Sold AUD at 0.743448 25/05/2022	316,556	14,798		

契約額等USD	未実現(損 % Net)	益(米ト Assets)	ル)
Bought USD Sold TRY at 0.066706 25/05/2022	68,256	517	0.00
Bought TWD Sold USD at 29.390500 25/05/2022	1,046,491	451	0.00
Bought MYR Sold USD at 4.371400 25/05/2022	92,362	450	0.00
Bought NOK Sold USD at 9.342742 25/05/2022	506,618	370	0.00
Bought MXN Sold USD at 20.568868 25/05/2022	56,459	340	0.00
Bought COP Sold USD at 9986.842118 25/05/2022	136,812	351	0.00
Bought USD Sold PHP at 0.019120 25/05/2022	64,710	214	0.00
Bought USD Sold INR at 0.015070 25/05/2022	44,697	173	0.00
Bought USD Sold HKD at 0.127568 25/05/2022	290,976	155	0.00
Bought GBP Sold USD at 0.799258 25/05/2022	26,149	114	0.00
Bought PHP Sold USD at 52.503000 25/05/2022	25,199	27	0.00
Bought USD Sold CHF at 0.103070 25/05/2022	56,539	19	0.00
Bought PHP Sold USD at 52.503998 25/05/2022	18,865	11	0.00
Bought HUF Sold USD at 361.275434 25/05/2022	3,077	8	0.00
Bought USD Sold GBP at 1.256749 25/05/2022	55,669	5	0.00
Bought HKD Sold USD at 7.843262 25/05/2022	21,407	2	0.00
Bought HKD Sold USD at 7.842929 25/05/2022	52,646	2	0.00
Bought HKD Sold USD at 7.842894 25/05/2022	25,794	1	0.00
Bought USD Sold HKD at 0.127495 25/05/2022	13,057	(1)	(0.00)
Bought USD Sold CLP at 0.001170 25/05/2022	24,286	(2)	(0.00)
Bought USD Sold HKD at 0.127486 25/05/2022	15,021	(5)	(0.00)
Bought CLP Sold USD at 854.270056 25/05/2022	23,955	(6)	(0.00)
Bought HKD Sold USD at 7.841678 25/05/2022	99,430	(11)	(0.00)
Bought HKD Sold USD at 7.841102 25/05/2022	81,366	(15)	(0.00)
Bought TRY Sold USD at 18.092800 25/05/2022	44,697	(15)	(0.00)
Bought HUF Sold USD at 359.614952 25/05/2022	21,669	(42)	(0.00)
Bought USD Sold PHP at 0.018987 25/05/2022	18,403	(67)	(0.00)
Bought CHF Sold USD at 0.968188 25/05/2022	37,286	(114)	(0.00)
Bought USD Sold INR at 0.015070 25/05/2022	42,597	(179)	(0.00)
Bought AUD Sold USD at 1.402957 25/05/2022	43,856	(156)	(0.00)
Bought USD Sold CLP at 0.001162 25/05/2022	23,668	(170)	(0.00)
Bought PHP Sold USD at 52.272002 25/05/2022	39,196	(185)	(0.00)
Bought USD Sold INR at 0.015022 25/05/2022	176,657	(206)	(0.00)
Bought COP Sold USD at 9959.409710 25/05/2022	24,404	(232)	(0.00)
Bought DKK Sold USD at 7.044954 25/05/2022	214,324	(233)	(0.00)
Bought CNY Sold USD at 6.611144 25/05/2022	49,931	(306)	(0.00)
Bought ZAR Sold USD at 15.726260 25/05/2022	62,736	(347)	(0.00)
Bought CLP Sold USD at 851.400023 25/05/2022	105,145	(379)	(0.00)
Bought CHF Sold USD at 0.956575 25/05/2022	26,454	(403)	(0.00)
Bought THB Sold USD at 34.052498 25/05/2022	92,771	(510)	(0.00)
Bought CZK Sold USD at 23.528870 25/05/2022	20,740	(510)	(0.00)
Bought USD Sold GBP at 1.256749 25/05/2022	445,100	(566)	(0.00)
Bought AUD Sold USD at 1.403183 25/05/2022	184,509	(627)	(0.00)
Bought INR Sold USD at 76.556000 25/05/2022	338,604	(650)	(0.00)
Bought CHF Sold USD at 0.953595 25/05/2022	36,389	(658)	(0.00)
Bought CNY Sold USD at 6.454515 25/05/2022	31,062	(920)	(0.00)
Bought CZK Sold USD at 22.823521 25/05/2022	43,824	(1,055)	(0.00)
Bought PLN Sold USD at 4.341120 25/05/2022	48,421	(1,176)	(0.00)
Bought SGD Sold USD at 1.380031 25/05/2022	927,878	(1,304)	(0.00)
Bought CHF Sold USD at 0.948009 25/05/2022	65,177	(1,615)	(0.00)
Bought CHF Sold USD at 0.948009 25/05/2022	110,653	(2,439)	(0.00)
Bought GBP Sold USD at 0.766225 25/05/2022	113,955	(4,231)	(0.00)
Bought IDR Sold USD at 14475.900001 25/05/2022	805,300	(4,754)	(0.00)
Bought CNY Sold USD at 4.881780 25/05/2022	236,324	(6,044)	(0.00)
Bought CNY Sold USD at 4.852250 25/05/2022	252,532	(7,580)	(0.00)
Bought GBP Sold USD at 0.767438 25/05/2022	557,699	(9,840)	(0.00)
Bought JPY Sold USD at 128.31000 25/05/2022	5,247,612	(57,880)	(0.00)
Bought EUR Sold USD at 0.922959 25/05/2022	139,200,287	(3,691,709)	(0.04)
		(5,269,736)	(0.04)

Zins & Dividende A-GDIST Shares (EUR) (hedged)

契約額等USD	未実現(損 % Net)	益(米ト Assets)	ル)
Bought USD Sold JPY at 0.007800 25/05/2022	3,876,867	46,354	0.00
Bought USD Sold BRL at 0.212789 25/05/2022	414,547	23,670	0.00
Bought USD Sold NOK at 0.113804 25/05/2022	376,363	23,509	0.00
Bought USD Sold KRW at 0.000810 25/05/2022	629,794	15,312	0.00
Bought USD Sold ZAR at 0.064410 25/05/2022	264,363	13,271	0.00
Bought USD Sold PLN at 0.232979 25/05/2022	247,524	9,376	0.00
Bought USD Sold IDR at 0.000070 25/05/2022	595,971	8,603	0.00
Bought USD Sold SEK at 0.108708 25/05/2022	215,314	7,793	0.00
Bought USD Sold AUD at 0.734448 25/05/2022	140,302	7,494	0.00
Bought USD Sold SGD at 0.731458 25/05/2022	676,424	7,343	0.00
Bought USD Sold MYR at 0.233319 25/05/2022	463,576	7,144	0.00
Bought USD Sold CAD at 0.796261 25/05/2022	337,998	6,626	0.00
Bought USD Sold TWD at 0.024809 25/05/2022	761,309	6,077	0.00
Bought USD Sold COP at 0.002025 25/05/2022	111,689	6,025	0.00
Bought USD Sold CZK at 0.044198 25/05/2022	177,368	5,967	0.00
Bought USD Sold THB at 0.029524 25/05/2022	527,183	5,766	0.00
Bought USD Sold MXN at 0.049634 25/05/2022	277,183	4,386	0.00
Bought USD Sold DKK at 0.145597 25/05/2022	157,077	4,216	0.00
Bought USD Sold CLP at 0.001218 25/05/2022	78,536	3,198	0.00
Bought KRW Sold USD at 1273.079893 25/05/2022	57,481	589	0.00
Bought USD Sold CNY at 0.152757 25/05/2022	33,750	544	0.00
Bought USD Sold TRY at 0.066706 25/05/2022	34,545	265	0.00
Bought MYR Sold USD at 4.373140 25/05/2022	42,121	204	0.00
Bought MXN Sold USD at 20.568869 25/05/2022	25,670	155	0.00
Bought THB Sold USD at 34.347367 25/05/2022	44,810	139	0.00
Bought USD Sold PHP at 0.019120 25/05/2022	29,599	98	0.00
Bought USD Sold INR at 0.015093 25/05/2022	18,858	80	0.00
Bought USD Sold HKD at 0.127568 25/05/2022	147,311	68	0.00
Bought COP Sold USD at 9991.530745 25/05/2022	10,145	36	0.00
Bought USD Sold MXN at 0.049634 25/05/2022	56,324	29	0.00
Bought USD Sold GBP at 1.256749 25/05/2022	61,072	6	0.00
Bought PHP Sold USD at 52.503983 25/05/2022	5,800	3	0.00
Bought HKD Sold USD at 7.842929 25/05/2022	26,916	0	0.00
Bought HKD Sold USD at 7.842929 25/05/2022	13,248	0	0.00
Bought USD Sold CLP at 0.001170 25/05/2022	12,268	(1)	(0.00)
Bought USD Sold HKD at 0.127495 25/05/2022	20,491	(2)	(0.00)
Bought CLP Sold USD at 854.270249 25/05/2022	11,344	(3)	(0.00)

契約額等USD	未実現(損 % Net)	益(米ト Assets)	ル)
Bought USD Sold HKD at 0.127486 25/05/2022	23,385	(4)	(0.00)
Bought HKD Sold USD at 7.841677 25/05/2022	50,933	(6)	(0.00)
Bought CNY Sold USD at 7.841102 25/05/2022	38,994	(6)	(0.00)
Bought CHF Sold USD at 0.968188 25/05/2022	18,798	(58)	(0.00)
Bought USD Sold INR at 0.012998 25/05/2022	21,736	(66)	(0.00)
Bought AUD Sold USD at 1.402958 25/05/2022	20,884	(74)	(0.00)
Bought COP Sold USD at 3939.40760 25/05/2022	11,170	(108)	(0.00)
Bought USD Sold ZAR at 0.064114 25/05/2022	53,628	(157)	(0.00)
Bought ZAR Sold USD at 15.76258 25/05/2022	29,002	(161)	(0.00)
Bought CHF Sold USD at 0.956374 25/05/2022	15,488	(205)	(0.00)
Bought USD Sold CLP at 0.001162 25/05/2022	37,169	(267)	(0.00)
Bought USD Sold ZAR at 0.062794 25/05/2022	38,738	(269)	(0.00)
Bought INR Sold USD at 76.555999 25/05/2022	171,429	(329)	(0.00)
Bought CHF Sold USD at 0.953596 25/05/2022	18,771	(340)	(0.00)
Bought CZK Sold USD at 22.82346 25/05/2022	20,304	(489)	(0.00)
Bought CNY Sold USD at 6.454849 25/05/2022	17,382	(515)	(0.00)
Bought PLN Sold USD at 4.341119 25/05/2022	21,815	(530)	(0.00)
Bought CHF Sold USD at 0.946055 25/05/2022	35,516	(918)	(0.00)
Bought CHF Sold USD at 0.948009 25/05/2022	56,012	(1,356)	(0.00)
Bought GBP Sold USD at 0.766225 25/05/2022	61,601	(2,288)	(0.00)
Bought CNY Sold USD at 6.481780 25/05/2022	120,954	(3,093)	(0.00)
Bought CNY Sold USD at 6.452250 25/05/2022	127,847	(3,837)	(0.00)
Bought GBP Sold USD at 0.767438 25/05/2022	282,368	(10,055)	(0.00)
Bought EUR Sold USD at 0.923110 25/05/2022	70,462,533	(1,855,999)	(0.02)
		(1,668,771)	(0.02)

契約額等USD 未実現(損 % Net) 益(米ト Assets) 通貨

先物取引	通貨	契約額等USD	未実現(損 % Net)	益(米ト Assets)	ル)
Euro-Bund Future 08/04/2022	EUR	(51,550,044)	4,126,355	0.05	
XAF Financial Index Future 17/04/2022	USD	(137,582,550)	3,598,588	0.04	
US Treasury 10 Year Bond Future 21/06/2022	USD	(12,797,321)	1,506,713	0.02	
MSCI Singapore Index Future 30/05/2022	SGD	67,134,480	1,018,399	0.01	
Euro-Bux 30Y Bond Future 08/04/2022	EUR	(3,834,819)	699,462	0.01	
US 10 Year Ultra Bond Future 21/06/2022	USD	(27,623,099)	335,252	0.00	
Long Gilt Future 28/06/2022	GBP	(6,738,346)	306,896	0.00	
Euro-BTF Bond Future 08/06/2022	EUR	(270,272)	2,515	0.00	
Euro-Schatz Future 08/06/2022	EUR	(174,944)	1,850	0.00	
S&P 500 Emini Index Future 17/06/2022	USD	58	(4)	(0.00)	
日本 10Y Bond Future 13/06/2022	JPY	20,656,317	(1,005)	(0.00)	
オーストラリア 10 Bond Future 15/06/2022	AUD	424,805	(21,664)	(0.00)	
Korea 10 Year Bond Future 21/06/2022	KRW	(3,198,360,486)	(24,061)	(0.00)	
カナダ 10 Bond Future 21/06/2022	CAD	870,394	(54,945)	(0.00)	
Euro-Bund Future 08/06/2022	EUR	(2,651,746)	(170,363)	(0.00)	
US Treasury Note 2 Year Bond Future 30/06/2022	USD	36,317,745	(607,485)	(0.01)	
US Treasury 20 Year Bond Future 21/06/2022	USD	6,983,928	(726,555)	(0.01)	
S&P 500 Emini Index Future 17/06/2022	USD	(198,373,425)	(897,622)	(0.01)	
US Treasury Note 5 Year Bond Future 30/06/2022	USD	34,796,974	(1,498,469)	(0.02)	
FISE 100 Index Future 17/06/2022	GBP	(56,415,747)	(2,354,473)	(0.03)	
Euro Stoxx 50 Index Future 17/06/2022	EUR	(259,400,216)	(8,351,633)	(0.03)	
Euro 10Y Bond Future 21/06/2022	EUR	83,127,218	(11,775,770)	(0.13)	
			(14,888,001)	(0.17)	

契約額等USD 未実現(損 % Net) 益(米ト Assets) 通貨

金利スワップ取引	通貨	契約額等USD	未実現(損 % Net)	益(米ト Assets)	ル)
Receive fixed 6.85% pay float. (12m BRACETP) 02/01/2025	BRL	28,859,348	117,483	0.00	
Pay fixed 5.92% receive float. (6m CLP) 10/03/2032	CLP	3,413,213	106,987	0.00	
Pay fixed 5.95% receive float. (6m CLP) 10/02/2032	CLP	2,048,082,742	60,685	0.00	
Pay fixed 5.92% receive float. (6m CLP) 17/03/2032	CLP	620,651,314	19,989	0.00	
Pay fixed 6.28% receive float. (6m CLP) 08/04/2032	CLP	1,551,577,855	693	0.00	
Pay fixed 6.4% receive float. (6m CNY) 28/03/2032	CNY	1,861,893	(19)	(0.00)	
Receive fixed 1.82% pay float. (7d China) 07/05/2025	CNY	46,547,335	(102,620)	(0.00)	
Receive fixed 1.708% pay float. (6m CZK PRIBOR) 04/03/2031	CZK	18,618,934	(156,549)	(0.00)	
Receive fixed 0.71% pay float. (6m CZK PRIBOR) 03/04/2030	CZK	91,418,966	(978,746)	(0.01)	
			(932,077)	(0.01)	

契約数 時価(米ト Net) Assets

オプション	通貨	契約数	時価(米ト Net)	Assets	ル)
Written Call Sanofi 104 17/06/2022	EUR	118	21,463	0.00	
Written Call Deutsche Boerse 174 20/05/2022	EUR	39	5,293	0.00	
Written Call Si Group 1460 20/05/2022	GBP	20	1,140	0.00	
Written Call Allianz 230 20/05/2022	EUR	14	326	0.00	
Written Call Samsung Electronics 78000 12/05/2022	KRW	(77,518)	(1)	(0.00)	
Written Call Samsung Electronics 77000 12/05/2022	EUR	56,321	(2)	(0.00)	
Written Call Taiwan Semi. Manu. 650 18/05/2022	TWD	(109,639)	(13)	(0.00)	
Written Call Taiwan Semi. Manu. 640 18/05/2022	TWD	(80,402)	(27)	(0.00)	
Written Call Seagate Tech. Holdings 125 20/05/2022	USD	(6)	(29)	(0.00)	
Written Call Koo 5800 15/05/2022	JPY	(19,181)	(1)	(0.00)	
Written Call Astellas Pharma. 2260 10/06/2022	JPY	(7,333)	(86)	(0.00)	
Written Call Schneider Electric (FR) 175 20/05/2022	EUR	(147)	(122)	(0.00)	
Written Call Bridgestone 5400 15/05/2022	JPY	(28,864)	(124)	(0.00)	

	通貨	契約数	時価 (米ドル)	% Net Assets
Written Call Blackrock 820 20/05/2022	USD	(4)	(128)	(0.00)
Written Call Texas Instruments 210 20/05/2022	USD	(20)	(137)	(0.00)
Written Call CME Group 860 20/05/2022	USD	(7)	(137)	(0.00)
Written Call Verizon Comm. (US) 57.5 15/07/2022	USD	(26)	(155)	(0.00)
Written Call Seagate Tech. Holdings 125 17/06/2022	USD	(6)	(197)	(0.00)
Written Call Verizon Comm. (US) 60 17/06/2022	USD	(51)	(255)	(0.00)
Written Call Singapore Exchange 10.5 31/05/2022	SGD	(69,595)	(345)	(0.00)
Written Call Colgate-Palmolive 85 20/05/2022	USD	(28)	(354)	(0.00)
Written Call Amgen 25.5 20/05/2022	USD	(10)	(565)	(0.00)
Written Call Blackrock 810 20/05/2022	USD	(4)	(491)	(0.00)
Written Call Texas Instruments 200 20/05/2022	USD	(45)	(587)	(0.00)
Written Call Sandvik 65 17/06/2022	SEK	(653)	(635)	(0.00)
Written Call Taiwan Semi. Manu. 640 15/06/2022	TWD	(38,803)	(645)	(0.00)
Written Call Cisco Systems 60 17/06/2022	USD	(67)	(667)	(0.00)
Written Call Taiwan Semi. Manu. 630 15/06/2022	TWD	(27,176)	(746)	(0.00)
Written Call Verizon Comm. (US) 57.5 17/06/2022	USD	(28)	(765)	(0.00)
Written Call Allianz 240 20/05/2022	EUR	(88)	(837)	(0.00)
Written Call Samsung Electronics 77000 09/06/2022	KRW	(27,518)	(863)	(0.00)
Written Call Procter & Gamble 175 20/05/2022	USD	(91)	(1,095)	(0.00)
Written Call Amgen 265 17/06/2022	USD	(18)	(1,113)	(0.00)
Written Call CME Group 270 20/05/2022	USD	(51)	(1,148)	(0.00)
Written Call Legrand 94 20/05/2022	EUR	(105)	(1,279)	(0.00)
Written Call Colgate-Palmolive 90 19/08/2022	USD	(43)	(1,338)	(0.00)
Written Call Cisco Systems 62.5 20/05/2022	USD	(701)	(1,401)	(0.00)
Written Call Colgate-Palmolive 82.5 17/06/2022	USD	(28)	(1,423)	(0.00)
Written Call Astellas Pharma. 2170 15/05/2022	JPY	(41,295)	(1,494)	(0.00)
Written Call CME Group 250 17/06/2022	USD	(11)	(1,511)	(0.00)
Written Call Amgen 275 15/07/2022	USD	(24)	(1,742)	(0.00)
Written Call Texas Instruments 195 20/05/2022	USD	(11)	(1,789)	(0.00)
Written Call HKT Trust (Stapled) 11.2 29/06/2022	HKD	(215,382)	(1,820)	(0.00)
Written Call Smurfit Kappa Group (GB) 44 20/05/2022	EUR	(11,969)	(1,955)	(0.00)
Written Call Singapore Exchange 10.4 31/05/2022	SGD	(244,021)	(2,024)	(0.00)
Written Call Allianz 240 20/05/2022	EUR	(209)	(2,094)	(0.00)
Written Call Legrand 100 17/06/2022	EUR	(184)	(2,138)	(0.00)
Written Call Bridgestone 5100 10/06/2022	JPY	(10,949)	(2,149)	(0.00)
Written Call Texas Instruments 195 17/06/2022	USD	(22)	(2,288)	(0.00)
Written Call Cisco Systems 62.5 15/07/2022	USD	(100)	(2,302)	(0.00)
Written Call Uni-President Ent. 200 20/07/2022	TWD	(88,986)	(2,335)	(0.00)
Written Call Hasbro 100 17/06/2022	USD	(35)	(3,002)	(0.00)
Written Call Colgate-Palmolive 90 20/05/2022	USD	(171)	(3,073)	(0.00)
Written Call Cisco Systems 62.5 17/06/2022	USD	(568)	(3,124)	(0.00)
Written Call Amgen 260 15/07/2022	USD	(14)	(3,132)	(0.00)
Written Call Schneider Electric (FR) 170 17/06/2022	EUR	(123)	(3,295)	(0.00)
Written Call Bristol-Myers Squibb 80 15/07/2022	USD	(35)	(3,532)	(0.00)
Written Call Amgen 260 17/06/2022	USD	(39)	(3,532)	(0.00)
Written Call Amgen 270 15/07/2022	USD	(38)	(3,692)	(0.00)
Written Call Ferrovial 29 17/06/2022	EUR	(471)	(3,722)	(0.00)
Written Call Ferrovial 28 17/06/2022	EUR	(451)	(3,805)	(0.00)
Written Call Kao 5400 15/05/2022	JPY	(19,181)	(4,005)	(0.00)
Written Call Kao 5400 (A) 13/05/2022	JPY	(19,181)	(4,005)	(0.00)
Written Call Smurfit Kappa Group (GB) 44 11/06/2022	EUR	(11)	(4,142)	(0.00)
Written Call CME Group 260 17/06/2022	USD	(65)	(4,209)	(0.00)
Written Call Singapore Exchange 10.4 30/06/2022	SGD	(139,189)	(4,269)	(0.00)
Written Call Vonovia 45 15/07/2022	EUR	(226)	(4,280)	(0.00)
Written Call Sandvik 265 20/05/2022	SEK	(450)	(4,502)	(0.00)
Written Call Procter & Gamble 175 15/07/2022	USD	(32)	(4,535)	(0.00)
Written Call Astellas Pharma. 2250 10/06/2022	JPY	(40,816)	(4,554)	(0.00)
Written Call Sandvik 245 20/05/2022	SEK	(491)	(5,002)	(0.00)
Written Call Amgen 250 20/05/2022	USD	(78)	(5,102)	(0.00)
Written Call Elisa (A) 58 15/07/2022	EUR	(95)	(5,500)	(0.00)
Written Call Bristol-Myers Squibb 82.5 15/07/2022	USD	(90)	(5,506)	(0.00)
Written Call Sandvik 250 17/06/2022	SEK	(540)	(5,529)	(0.00)
Written Call Astellas Pharma. 2050 15/05/2022	JPY	(27,111)	(5,529)	(0.00)
Written Call UPM-Kymmene 35 20/05/2022	EUR	(137)	(5,862)	(0.00)
Written Call Amgen 255 17/06/2022	USD	(59)	(5,887)	(0.00)
Written Call Si Group 1520 15/07/2022	GBP	(83)	(6,026)	(0.00)
Written Call Si Group 1460 20/05/2022	GBP	(108)	(6,272)	(0.00)
Written Call Hasbro 100 15/07/2022	USD	(47)	(7,044)	(0.00)
Written Call Ferrovial 27 20/05/2022	EUR	(903)	(7,133)	(0.00)
Written Call Sandvik 220 15/07/2022	SEK	(345)	(7,177)	(0.00)
Written Call Smurfit Kappa Group (GB) 44 15/07/2022	EUR	(10,596)	(7,258)	(0.00)
Written Call Si Group 1440 20/05/2022	GBP	(108)	(7,459)	(0.00)
Written Call Colgate-Palmolive 85 17/06/2022	USD	(187)	(7,496)	(0.00)
Written Call Samsung Electronics 72500 09/06/2022	KRW	(31,786)	(7,990)	(0.00)
Written Call Bridgestone 4900 15/05/2022	JPY	(28,864)	(8,546)	(0.00)
Written Call Singapore Exchange 10.31 05/2022	SGD	(88)	(8,649)	(0.00)
Written Call Progressive-Ohio 125 19/08/2022	EUR	(66)	(8,710)	(0.00)
Written Call Si Group 1480 17/06/2022	GBP	(108)	(8,815)	(0.00)
Written Call Texas Instruments 200 17/06/2022	USD	(139)	(8,916)	(0.00)
Written Call Endesa 21 17/06/2022	EUR	(294)	(9,149)	(0.00)
Written Call Amgen 250 17/06/2022	USD	(59)	(9,811)	(0.00)
Written Call Uni-President Ent. 69.5 15/06/2022	TWD	(355,945)	(10,147)	(0.00)
Written Call Procter & Gamble 165 17/06/2022	USD	(28)	(10,245)	(0.00)
Written Call Endesa 21 15/07/2022	EUR	(294)	(10,345)	(0.00)
Written Call Procter & Gamble 170 20/05/2022	USD	(201)	(11,062)	(0.00)
Written Call Ferrovial 28 15/07/2022	EUR	(642)	(11,156)	(0.00)
Written Call Hubbell (B) 210 17/06/2022	USD	(34)	(11,160)	(0.00)
Written Call UPM-Kymmene 36 20/05/2022	EUR	(451)	(11,414)	(0.00)
Written Call Si Group 1480 15/07/2022	GBP	(83)	(11,528)	(0.00)
Written Call Si Group 1460 17/06/2022	GBP	(108)	(11,528)	(0.00)
Written Call UPM-Kymmene 36 17/06/2022	EUR	(196)	(11,579)	(0.00)
Written Call Elisa (A) 56 20/05/2022	EUR	(123)	(11,631)	(0.00)
Written Call Bristol-Myers Squibb 75 17/06/2022	USD	(46)	(11,897)	(0.00)
Written Call End 64 15/07/2022	EUR	(135,393)	(11,984)	(0.00)
Written Call Unilever 3800 20/05/2022	GBP	(25)	(12,175)	(0.00)
Written Call Progressive-Ohio 120 17/06/2022	USD	(138)	(12,450)	(0.00)
Written Call HKT Trust (Stapled) 10.9 29/06/2022	HKD	(582,259)	(12,655)	(0.00)
Written Call Bridgestone 4900 15/05/2022	JPY	(45,294)	(12,919)	(0.00)
Written Call Uni-President Ent. 68.5 15/06/2022	TWD	(300,660)	(12,823)	(0.00)

	通貨	契約数	時価 (米ドル)	% Net Assets
Written Call Sampo (A) 48 20/05/2022	EUR	(353)	(13,212)	(0.00)
Written Call Kao 5400 10/06/2022	JPY	(21,825)	(13,667)	(0.00)
Written Call Allianz 230 17/06/2022	EUR	(10)	(13,817)	(0.00)
Written Call Progressive-Ohio 120 20/05/2022	USD	(576)	(14,091)	(0.00)
Written Call UPM-Kymmene 37.5 15/07/2022	EUR	(280)	(15,027)	(0.00)
Written Call Elisa (A) 57 15/07/2022	EUR	(123)	(16,288)	(0.00)
Written Call Allianz 230 15/07/2022	EUR	(88)	(16,655)	(0.00)
Written Call Novartis Regd 90 15/07/2022	CHF	(12,581)	(19,365)	(0.00)
Written Call Tryg 170 20/05/2022	DKK	(47,584)	(18,537)	(0.00)
Written Call Bristol-Myers Squibb 77.5 15/07/2022	USD	(106)	(19,073)	(0.00)
Written Call HKT Trust (Stapled) 10.72 30/05/2022	HKD	(639,347)	(19,153)	(0.00)
Written Call Bristol-Myers Squibb 75 20/05/2022	USD	(116)	(19,365)	(0.00)
Written Call Deutsche Boerse 174 20/05/2022	EUR	(151)	(20,379)	(0.00)
Written Call Sampo (A) 49.5 15/07/2022	EUR	(432)	(20,470)	(0.00)
Written Call Uni-President Ent. 68 15/06/2022	TWD	(400,880)	(20,541)	(0.00)
Written Call Novartis Regd 90 15/07/2022	CHF	(78)	(23,049)	(0.00)
Written Call Astellas Pharma. 2000 13/05/2022	JPY	(65,306)	(23,566)	(0.00)
Written Call Tryg 170 17/06/2022	DKK	(47,584)	(25,278)	(0.00)
Written Call Zurich Insurance Group 460 17/06/2022	CHF	(56)	(25,764)	(0.00)
Written Call Procter & Gamble 170 15/07/2022	USD	(93)	(25,911)	(0.00)
Written Call Allianz 221 17/06/2022	EUR	(28)	(26,425)	(0.00)
Written Call Elisa (A) 55 20/05/2022	EUR	(174)	(26,554)	(0.00)
Written Call Zurich Insurance Group 470 15/07/2022	CHF	(39)	(26,541)	(0.00)
Written Call Iberdrola 11.5 15/07/2022	EUR	(102,035)	(27,955)	(0.00)
Written Call Tryg 175 15/07/2022	DKK	(70,541)	(28,480)	(0.00)
Written Call Tryg 172.5 17/06/2022	DKK	(47,093)	(28,781)	(0.00)
Written Call HKT Trust (Stapled) 10.81 27/05/2022	HKD	(1,329,055)	(30,088)	(0.00)
Written Call Novo-Nordisk B (DK) 870 15/07/2022	DKK	(98)	(30,924)	(0.00)
Written Call Unilever 3800 15/07/2022	GBP	(25)	(31,054)	(0.00)
Written Call Iberdrola 11.5 17/06/2022	EUR	(156,977)	(31,429)	(0.00)
Written Call UPM-Kymmene 35.5 15/07/2022	EUR	(324)	(32,411)	(0.00)
Written Call Sanofi 104 17/06/2022	EUR	(246)	(32,956)	(0.00)
Written Call Procter & Gamble 160 17/06/2022	USD	(56)	(33,554)	(0.00)
Written Call Procter & Gamble 165 15/07/2022	USD	(71)	(33,907)	(0.00)
Written Call Sanofi 100 20/05/2022	EUR	(285)	(34,529)	(0.00)
Written Call Sampo (A) 20/05/2022	EUR	(285)	(34,529)	(0.00)
Written Call Sanofi (A) 46.5 20/05/2022	EUR	(353)	(34,427)	(0.00)
Written Call Unilever 3700 17/06/2022	GBP	(25)	(36,371)	(0.00)
Written Call Procter & Gamble 170 17/06/2022	USD	(199)	(36,447)	(0.00)
Written Call Zurich Insurance Group 450 17/06/2022	CHF	(33)	(39,201)	(0.00)
Written Call Reix 30 15/07/2022	EUR	(731)	(39,666)	(0.00)
Written Call Bristol-Myers Squibb 75 15/07/2022	USD	(139)	(39,845)	(0.00)
Written Call Sampo (A) 48 17/06/2022	EUR	(765)	(40,320)	(0.00)
Written Call Deutsche Boerse 170 20/05/2022	EUR	(151)	(42,350)	(0.00)
Written Call Iberdrola 11.25 15/07/2022	EUR	(96,111)	(43,955)	(0.00)
Written Call Novartis Regd 86 17/06/2022	CHF	(17,856)	(44,539)	(0.00)
Written Call Reix 29 17/06/2022	EUR	(662)	(46,058)	(0.00)
Written Call Iberdrola 11 20/05/2022	EUR	(156,977)	(46,316)	(0.00)
Written Call Bristol-Myers Squibb 70 20/05/2022	USD	(92)	(48,418)	(0.00)
Written Call Novo-Nordisk B (DK) 820 17/06/2022	DKK	(99)	(49,339)	(0.00)
Written Call Sanofi 108 15/07/2022	EUR	(543)	(49,397)	(0.00)
Written Call Deutsche Boerse 172 17/06/2022	EUR	(151)	(52,142)	(0.00)
Written Call Deutsche Boerse 176 15/07/2022	EUR	(151)	(52,699)	(0.00)
Written Call Tryg 162.5 20/05/2022	DKK	(447)	(53,248)	(0.00)
Written Call Zurich Insurance Group 450 20/05/2022	CHF	(73)	(53,768)	(0.00)
Written Call UPM-Kymmene 35.5 17/06/2022	EUR	(390)	(55,548)	(0.00)
Written Call Novartis Regd 84 20/05/2022	CHF	(17,856)	(56,110)	(0.00)
Written Call Bristol-Myers Squibb 70 17/06/2022	USD	(92)	(56,625)	(0.00)
Written Call Roche Hlths Genusss 370 20/05/2022	CHF	(124)	(64,022)	(0.00)
Written Call Roche Hlths Genusss 380 17/06/2022	CHF	(132)	(68,118)	(0.00)
Written Call Iberdrola 11 17/06/2022	EUR	(155,996)	(69,862)	(0.00)
Written Call Elisa (A) 55 17/06/2022	EUR	(347)	(69,997)	(0.00)
Written Call Novo-Nordisk B (DK) 770 20/05/2022	DKK	(88)	(70,360)	(0.00)
Ice (Novo-Nordisk B (DK)) 760 Call 20/05/2022	DKK	(89)	(80,055)	(0.00)
Written Call Bristol-Myers Squibb 72.5 20/05/2022	USD	(254)	(81,514)	(0.00)
Written Call Sanofi 100 17/06/2022	EUR	(320)	(89,650)	(0.00)
Written Call Iberdrola 10.5 20/05/2022	EUR	(129,506)	(90,750)	(0.00)
Written Call Deutsche Boerse 165 17/06/2022	EUR	(151)	(99,274)	(0.00)
Written Call Reix 28.5 20/05/2022	EUR	(1,275)	(106,175)	(0.00)
Written Call Bristol-Myers Squibb 72.5 17/06/2022	USD	(324)	(123,031)	(0.00)
			(5,367,718)	(0.04)

契約額等 未実現(損々益) (米ドル) Net Assets

インフレーション スワップ

Receive fixed 2.91% pay float. (US CPI) 22/02/2027	USD	1,527,728	(77,392)	(0.00)
Receive fixed 2.95% pay float. (Euro HICP) 15/01/2027	EUR	1,357,980	(140,848)	(0.00)
Receive fixed 2.076% pay float. (Euro HICP) 15/11/2026	EUR	2,544,213	(284,572)	(0.00)
			(502,812)	(0.01)

トータルリターンズスワップ

Pay iBoxx USD Liquid LL receive 3m USD LIBOR 2/06/2022	USD	15,047,145	(308,726)	(0.00)
			(308,726)	(0.00)

	契約額等	未実現(損 % Net) 益 (米ドル)	Net Assets
通貨			
翌日物金利スワップ			
Pay fixed 1.73% receive float. (1d SORA) 11/03/2032	SGD	9,309,467	378,178 0.00
Pay fixed 1.21% receive float. (1d SORA) 08/09/2031	SGD	2,792,840	193,870 0.00
Pay fixed 1.97% receive float. (1d SORA) 18/03/2032	SGD	5,927,027	149,114 0.00
Pay fixed 1.66% receive float. (1d SORA) 26/11/2031	SGD	2,377,017	103,351 0.00
Pay fixed 1.23% receive float. (1d SORA) 15/09/2031	SGD	620,631	42,081 0.00
Pay fixed 1.83% receive float. (1d SORA) 25/02/2032	SGD	868,884	29,300 0.00
Pay fixed 1.84% receive float. (1d SORA) 15/02/2032	SGD	868,884	28,702 0.00
Pay fixed 1.86% receive float. (1d SORA) 18/02/2032	SGD	868,884	27,745 0.00
Pay fixed 2.31% receive float. (1d SORA) 29/04/2032	SGD	6,206,311	25,621 0.00
Pay fixed 1.44% receive float. (1d SORA) 15/12/2031	SGD	403,410	23,150 0.00
Receive fixed 1.93% pay float. (1d SOFR) 21/03/2027	USD	31,141,096	(1,085,897) (0.01)
			<u>(84,785) (0.00)</u>
その他資産 (負債控除後)		479,672,173	5.44
Net Assets			<u><u>8,870,751,410 100.00</u></u>

<補足情報>

フィデリティ・ファンズーUSドル・キャッシュ・ファンドの運用状況

■当ファンドの仕組みは次の通りです。

設定形態	ルクセンブルグ籍証券投資法人／米ドル建て
投資目的	主として米ドル建ての債券等に投資を行います。
決算日	4月30日

※2022年8月16日付で、「フィデリティ・ファンズーUSドル・キャッシュ・ファンド」から「フィデリティ・ファンズーサステナブル・USドル・キャッシュ・ファンド」に名称変更致しました。

運用および純資産変動計算書

2022年4月30日に終了した年度

通貨	米ドル
投資収益	
受取配当金および受取利息	2,566,966
スワップ取引に係る受取利息	—
デリバティブ収益	—
雑益	—
純利益	2,566,966
費用	
運用報酬	2,087,109
管理費	1,685,830
国税	141,385
保管費用	110,023
販売手数料	—
成功報酬	—
その他費用	199,083
費用合計	4,223,430
スワップ取引に係る支払利息	—
デリバティブ費用	—
差金決済取引に係る財務費用	—
選付ブローカー費用	—
管理費用の払戻	—
払戻費用	—
費用選付	—
総費用	4,223,430
純投資収益(損失)	(1,656,464)
有価証券に係る実現純(損)益	(253,404)
外貨取引に係る実現純(損)益	(293,120)
差金決済取引に係る実現純(損)益	—
外国為替予約取引に係る実現純(損)益	(55)
オプション取引に係る実現純(損)益	—
先物取引に係る実現純(損)益	—
スワップ取引に係る実現純(損)益	—
有価証券に係る未実現評価(損)益の変動額	(67,075)
外貨取引に係る未実現評価(損)益の変動額	(50)
差金決済取引に係る未実現評価(損)益の変動額	—
外国為替予約取引に係る未実現評価(損)益の変動額	(120,504)
オプション取引に係る未実現評価(損)益の変動額	—
先物取引に係る未実現評価(損)益の変動額	—
スワップ取引に係る未実現評価(損)益の変動額	—
運用実績	(2,390,672)
受益者への分配金	—
設定解約	
当期設定額	615,942,069
当期解約額	(648,412,666)
調整勘定	25,288
設定解約に伴う増加(減少)額	(32,445,309)
純増加(減少)	(34,835,981)
純資産額	
期首	1,531,631,884
期末	1,496,795,903

投資資産明細表 2022年4月30日現在

	国コード	通貨	株数または 面額	時価 (米ドル)	% Net Assets
公認の証券取引所で取引される証券					
金融					
SG Issuer -0.06% 10/03/2023	LU	USD	33,775,027	33,790,015	2.26
				33,790,015	2.26
短期金融商品					
Canadian Imp. Bk Of Comm CD 0.79% 03/04/2022	CA	USD	28,948,309	28,927,128	1.93
ANZ Banking Group CP 0.28% 08/04/2022	AU	USD	28,948,309	28,918,688	1.93
MUFG Bank CD 0.32% 03/05/2022	JP	USD	19,298,872	19,298,604	1.29
Mizuho Ldn CD 0.29% 03/05/2022	GB	USD	19,298,872	19,298,415	1.29
SMBC CD 0.43% 06/05/2022	BE	USD	19,298,872	19,297,498	1.29
Bancoans CP 0.31% 03/05/2022	ES	USD	19,298,872	19,297,307	1.29
Agence Centrale CP 0.46% 04/05/2022	FR	USD	19,298,872	19,296,507	1.29
ABN Amro Bank CD 1.14% 04/05/2022	NL	USD	19,298,872	19,296,472	1.29
Toyota Motor Finance CP 0.35% 06/05/2022	NL	USD	19,298,872	19,295,812	1.29
MUFG Bank CD 1.03% 05/07/2022	JP	USD	19,298,872	19,295,681	1.29
Agence Centrale CP 0.46% 06/05/2022	FR	USD	19,298,872	19,295,561	1.29
SMBC CD 0.55% 13/05/2022	BE	USD	19,298,872	19,295,093	1.29
Netwest CD 0.81% 09/05/2022	GB	USD	19,298,872	19,295,013	1.29
Stand Char Sg CP 0.35% 09/05/2022	SG	USD	19,298,872	19,294,300	1.29
Jyske Bank CP 0.53% 09/05/2022	DK	USD	19,298,872	19,294,252	1.29
Rentenbank CP 0.51% 11/05/2022	DE	USD	19,298,872	19,293,836	1.29
Sumi Trust Bank CD 0.57% 17/05/2022	JP	USD	19,298,872	19,293,719	1.29
BLB (Ungtd) CP 0.54% 11/05/2022	DE	USD	19,298,872	19,293,272	1.29
ING Bank CP 0.28% 13/05/2022	NL	USD	19,298,872	19,292,753	1.29
Jyske Bank CP 0.61% 13/05/2022	DK	USD	19,298,872	19,292,405	1.29
Rabobk Ned CP 0.50% 16/05/2022	NL	USD	19,298,872	19,291,140	1.29
Dekabank(Ungtd) CP 0.54% 17/05/2022	DE	USD	19,298,872	19,290,938	1.29
Cred Ln Brh CD 0.91% 17/05/2022	GB	USD	19,298,872	19,290,720	1.29
Stand Char Sg CP 0.53% 23/05/2022	SG	USD	19,298,872	19,287,902	1.29
Gldm Sachs Int CD 0.87% 24/05/2022	GB	USD	19,298,872	19,287,795	1.29
Gldm Sachs Int CD 1.46% 06/10/2022	GB	USD	19,298,872	19,271,896	1.29
DBS Bank Hk BRH CP 1.00% 22/04/2022	HK	USD	19,298,872	19,268,228	1.29
ING Bank CP 0.94% 24/06/2022	NL	USD	19,298,872	19,267,947	1.29
Mizuho Bank Syd CD 1.12% 29/06/2022	AU	USD	19,298,872	19,263,295	1.29
National Au Ldn CD 1.76% 03/10/2022	GB	USD	19,298,872	19,154,579	1.28
Rabobank Ned CD 1.81% 11/10/2022	NL	USD	19,298,872	19,142,805	1.28
UBS CP 1.88% 03/11/2022	CH	USD	19,298,872	19,115,197	1.28
TD Bank Ldn Brh CD 1.90% 03/11/2022	GB	USD	19,298,872	19,113,261	1.28
BFCM Paris CD 0.82% 09/05/2022	FR	USD	14,474,154	14,471,220	0.97
Cred Ln BRH CD 0.42% 16/05/2022	GB	USD	14,474,154	14,471,164	0.97
Cred Ln BRH CD 0.94% 10/05/2022	GB	USD	14,474,154	14,470,417	0.97
SE Banken CP 0.27% 25/05/2022	SE	USD	14,474,154	14,467,806	0.97
Swedbank CP 0.27% 01/06/2022	SE	USD	14,474,154	14,463,816	0.97
BFCM Paris CP 0.63% 01/06/2022	FR	USD	14,474,154	14,463,816	0.97
La Banque Postale CP 0.58% 01/06/2022	FR	USD	14,474,154	14,463,074	0.97
DBS Bank Sg CP 0.28% 10/06/2022	SG	USD	14,474,154	14,458,269	0.97
Korea Dev Bank CP 0.99% 28/06/2022	KR	USD	14,474,154	14,446,725	0.97
BFCM Paris CP 0.97% 11/07/2022	FR	USD	14,474,154	14,436,369	0.96
Dekabank(Ungtd) CP 0.53% 17/05/2022	DE	USD	9,649,436	9,645,469	0.64
Credit Agricole CD 0.92% 03/06/2022	FR	USD	9,649,436	9,641,208	0.64
Bancoans CP 0.99% 05/07/2022	ES	USD	9,649,436	9,626,830	0.64
DBS Bank HK BRH CP 0.33% 07/07/2022	HK	USD	4,824,718	4,815,980	0.32
Se Banken CD 0.20% 08/07/2022	SE	USD	3,858,774	3,854,292	0.26
			837,402,474	55.95	

その他 1 0.00

投資資産合計 (取得価額 USD 870,826,161) 871,192,490 58.20

銀行預金

DZ Bank TD 0.31% 03/05/2022	DE	USD	135,132,828	135,132,828	9.03
Bred Banque TD 0.33% 03/05/2022	FR	USD	135,094,584	135,094,584	9.03
BNP Paribas TD 0.28% 03/05/2022	FR	USD	135,092,107	135,092,107	9.03
Rabobank Ned Ta 0.30% 03/05/2022	NL	USD	96,495,970	96,495,970	6.45
Credit Agricole CIB London TD 0.30% 03/05/2022	FR	USD	77,195,490	77,195,490	5.16
Londresbank Ln TD 0.33% 03/05/2022	GB	USD	57,896,617	57,896,617	3.87
MUFG Bank TD 0.27% 03/05/2022	JP	USD	47,282,237	47,282,237	3.16
			684,189,833	45.71	

投資資産合計 (含む銀行預金) 1,555,382,323 103.91

契約額等 USD 未実現 (損益) % Net Assets
(米ドル)

外国為替先物取引

A-ACC Shares (GBP) (hedged)

Bought GBP Sold USD at 0.79180 07/06/2022	63,183	42	0.00
Bought USD Sold GBP at 1.256114 06/05/2022	62,973	(42)	(0.00)
Bought GBP Sold USD at 0.767549 06/05/2022	15,634	(551)	(0.00)
Bought GBP Sold USD at 0.761146 06/05/2022	50,056	(2,166)	(0.00)
Bought GBP Sold USD at 0.792705 07/06/2022	32,714,457	(117,787)	(0.01)
		(120,504)	(0.01)