

当ファンドの仕組みは次の通りです。

商品分類	追加型投信／内外／債券	
信託期間	2032年10月20日〔当初、2027年10月20日〕まで (2017年10月2日設定)	
運用方針	円建ての外国投資信託であるピムコ パ ミューダ インカム ファンド A - ク ラスY (USD) の投資信託証券への投資を通 じて、主として世界(新興国を含みます。)の 幅広い種類の公社債等およびそれらの派生商 品等に投資を行います。なお、証券投資信託 であるマネー・マーケット・マザーファンド の投資信託証券への投資も行います。 円建ての外国投資信託への投資は高位を維持 することを基本とします。 投資信託証券への運用の指図に関する権限 は、ピムコジャパンリミテッドに委託します。 実質的な組入外貨建資産については、原則と して為替ヘッジを行いません。	
主要運用対象	ピムコ・インカム・ ストラテジー・ファンド 〈為替ヘッジなし〉 (毎月決算型)	ピムコ パミューダ インカム ファンド A - クラスY (USD) およびマネー・マー ケット・マザーファンドの投資信 託証券を主要投資対象とします。
	ピムコ パミューダ インカム ファンド A - クラスY (USD)	ピムコ パミューダ インカム ファンド(M)への投資を通じて、 世界の幅広い種類の公社債等お よびそれらの派生商品等を主要 投資対象とします。
	マネー・マーケット・ マザーファンド	わが国の公社債等を主要投資対 象とします。 外貨建資産への投資は行いません。
主な組入制限	投資信託証券への投資割合に制限を設けません。 外貨建資産への直接投資は行いません。	
分配方針	経費等控除後の配当等収益および売買益(評 価益を含みます。)等の全額を分配対象額と し、分配金額は、基準価額水準、市況動向等を 勘案して委託会社が決定します。原則として、 配当等収益や分配対象額の水準等を考慮し、 安定した分配を継続することをめざします。 ただし、分配対象収益が少額の場合には分配 を行わないことがあります。また、基準価額 水準、運用状況等によっては安定した分配と ならないことがあります。なお、第2計算期 末までの間は、収益の分配は行いません。	

運用報告書 (全体版)

ピムコ・インカム・ストラテジー・
ファンド〈為替ヘッジなし〉
(毎月決算型)

第98期 (決算日: 2025年11月20日)
第99期 (決算日: 2025年12月22日)
第100期 (決算日: 2026年1月20日)
第101期 (決算日: 2026年2月20日)
第102期 (決算日: 2026年3月23日)
第103期 (決算日: 2026年4月20日)

信託期間を従来の2027年10月20日から2032年10月20日へ延長しました。

受益者のみなさまへ

平素は格別のご愛顧を賜り厚く御礼申し上げます。
ここに謹んで運用経過等をご報告申し上げます。
今後とも一層のお引き立てを賜りますよう、よろし
くお願い申し上げます。



三菱UFJアセットマネジメント

東京都港区東新橋一丁目9番1号
ホームページ <https://www.am.mufg.jp/>

当運用報告書に関するお問い合わせ先

お客さま専用
フリーダイヤル

0120-151034

(受付時間: 営業日の9:00~17:00、
土・日・祝日・12月31日~1月3日を除く)

お客さまのお取引内容につきましては、お取扱いの販売会社にお尋ねください。

本資料の表記にあたって

- ・原則として、各表の数量、金額の単位未満は切捨て、比率は四捨五入で表記しておりますので、表中の個々の数字の合計が合計欄の値とは一致しないことがあります。ただし、単位未満の数値については小数を表記する場合があります。
- ・一印は組入れまたは売買がないことを示しています。

○最近30期の運用実績

決 算 期	基 準 価 額 (分配落)	税 分 配 金	期 騰 落 率	債 組 入 比	券 率	債 先 物 比	投 資 信 託 組 入 比	純 資 産 額
74期(2023年11月20日)	12,184	20	3.2	—	—	—	98.9	18,559
75期(2023年12月20日)	12,086	20	△0.6	—	—	—	99.3	20,606
76期(2024年1月22日)	12,459	20	3.3	—	—	—	99.0	22,646
77期(2024年2月20日)	12,638	20	1.6	—	—	—	98.7	23,764
78期(2024年3月21日)	12,859	20	1.9	—	—	—	98.8	25,759
79期(2024年4月22日)	12,885	20	0.4	—	—	—	98.8	26,754
80期(2024年5月20日)	13,200	20	2.6	—	—	—	99.0	28,553
81期(2024年6月20日)	13,421	40	2.0	—	—	—	99.4	29,385
82期(2024年7月22日)	13,460	40	0.6	—	—	—	98.7	30,581
83期(2024年8月20日)	12,680	40	△5.5	—	—	—	98.8	29,676
84期(2024年9月20日)	12,524	40	△0.9	—	—	—	99.0	29,591
85期(2024年10月21日)	12,915	40	3.4	—	—	—	99.2	31,587
86期(2024年11月20日)	13,164	40	2.2	—	—	—	98.2	32,253
87期(2024年12月20日)	13,416	40	2.2	—	—	—	98.3	35,395
88期(2025年1月20日)	13,319	40	△0.4	—	—	—	97.6	35,529
89期(2025年2月20日)	13,083	40	△1.5	—	—	—	97.9	35,185
90期(2025年3月21日)	12,981	40	△0.5	—	—	—	97.8	35,084
91期(2025年4月21日)	12,215	40	△5.6	—	—	—	98.0	33,431
92期(2025年5月20日)	12,476	40	2.5	—	—	—	97.8	34,820
93期(2025年6月20日)	12,574	40	1.1	—	—	—	98.5	35,656
94期(2025年7月22日)	12,891	40	2.8	—	—	—	97.8	36,996
95期(2025年8月20日)	13,014	40	1.3	—	—	—	98.0	37,438
96期(2025年9月22日)	13,194	40	1.7	—	—	—	98.3	38,302
97期(2025年10月20日)	13,547	40	3.0	—	—	—	98.2	39,989
98期(2025年11月20日)	14,044	40	4.0	—	—	—	98.0	41,907
99期(2025年12月22日)	14,197	40	1.4	—	—	—	98.2	43,022
100期(2026年1月20日)	14,291	40	0.9	—	—	—	98.0	42,961
101期(2026年2月20日)	14,116	40	△0.9	—	—	—	97.8	42,667
102期(2026年3月23日)	14,072	40	△0.0	—	—	—	98.0	42,598
103期(2026年4月20日)	14,270	40	1.7	—	—	—	98.3	43,261

(注) 当ファンドの基準価額は、投資対象とする投資信託証券については、前営業日の基準価額を基に計算しております。

(注) 基準価額の騰落率は分配金込み。

(注) 当ファンドの値動きを表す適切な指数が存在しないため、ベンチマーク等はありません。

(注) 当ファンドは親投資信託を組み入れますので、「債券組入比率」、「債券先物比率」は実質比率を記載しております。

(注) 「債券先物比率」は買建比率－売建比率。

○当作成期中の基準価額と市況等の推移

決 算 期	年 月 日	基 準 価 額	騰 落 率		債 組 入 比	券 率	債 先 物 比	券 率	投 資 信 託 組 入 比	託 券 率
第98期	(期 首) 2025年10月20日	円 13,547	% -		% -		% -		% 98.2	
	10月末	13,876	2.4		-		-		97.7	
	(期 末) 2025年11月20日	14,084	4.0		-		-		98.0	
第99期	(期 首) 2025年11月20日	14,044	-		-		-		98.0	
	11月末	14,146	0.7		-		-		98.1	
	(期 末) 2025年12月22日	14,237	1.4		-		-		98.2	
第100期	(期 首) 2025年12月22日	14,197	-		-		-		98.2	
	12月末	14,100	△0.7		-		-		98.4	
	(期 末) 2026年1月20日	14,331	0.9		-		-		98.0	
第101期	(期 首) 2026年1月20日	14,291	-		-		-		98.0	
	1月末	13,875	△2.9		-		-		98.5	
	(期 末) 2026年2月20日	14,156	△0.9		-		-		97.8	
第102期	(期 首) 2026年2月20日	14,116	-		-		-		97.8	
	2月末	14,251	1.0		-		-		98.2	
	(期 末) 2026年3月23日	14,112	△0.0		-		-		98.0	
第103期	(期 首) 2026年3月23日	14,072	-		-		-		98.0	
	3月末	14,141	0.5		-		-		97.7	
	(期 末) 2026年4月20日	14,310	1.7		-		-		98.3	

(注) 当ファンドの基準価額は、投資対象とする投資信託証券については、前営業日の基準価額を基に計算しております。

(注) 期末基準価額は分配金込み、騰落率は期首比。

(注) 当ファンドは親投資信託を組み入れますので、「債券組入比率」、「債券先物比率」は実質比率を記載しております。

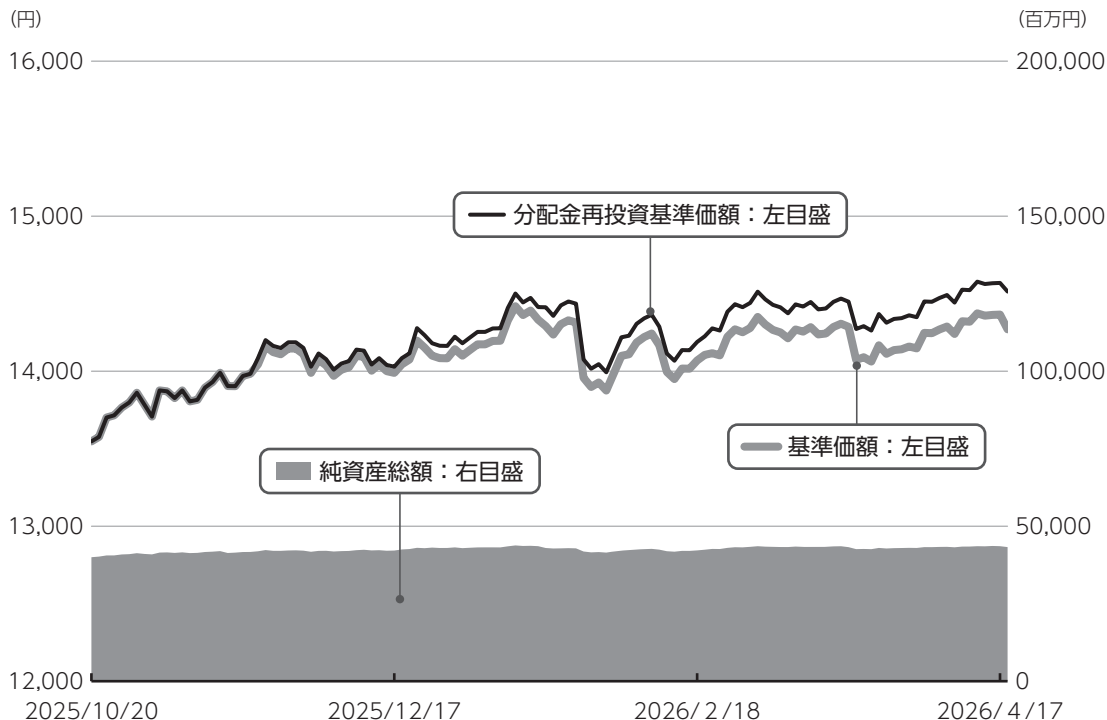
(注) 「債券先物比率」は買建比率-売建比率。

運用経過

第98期～第103期：2025年10月21日～2026年4月20日

▶ 当作成期中の基準価額等の推移について

基準価額等の推移



第 98 期首	13,547円
第 103 期末	14,270円
既払分配金	240円
騰 落 率	7.1%

(分配金再投資ベース)

※分配金再投資基準価額は、分配金が支払われた場合、収益分配金(税込み)を分配時に再投資したものとみなして計算したもので、ファンドの運用の実質的なパフォーマンスを示すものです。

※実際のファンドにおいては、分配金を再投資するかどうかについては、受益者のみなさまがご利用のコースにより異なります。また、ファンドの購入価額により課税条件も異なります。従って、各個人の受益者のみなさまの損益の状況を示すものではない点にご留意ください。

基準価額の動き

基準価額は期間の初めに比べ7.1% (分配金再投資ベース) の上昇となりました。

> 基準価額の主な変動要因

上昇要因

米国債券市況が上昇したこと。
米ドルが対円で上昇したこと。

第98期～第103期：2025年10月21日～2026年4月20日

投資環境について

▶ 債券市況

期間を通じてみると、米国債券市況は上昇しました。

中東紛争の長期化懸念を背景にインフレ圧力の高まりが意識され、主要中央銀行の金融政策観測が引き締め方向へ修正されたことから、米国金利が上昇したことがマイナス材料となったものの、金利収入を獲得したこと等がプラス材料となり、米国債券市況は上昇しました。

スプレッド（国債に対する上乘せ金利）セクターにおいては、スプレッドが縮小したこと等がプラス材料となり、米国ハイイールド社債、新興国債券は共に上昇しました。

▶ 為替市況

期間を通じてみると、米ドルは対円で上昇しました

米国・イスラエルとイラン間の軍事衝突に収束の兆しがみえず原油価格が騰勢を強めるなかで有事の米ドル買いが続いたこと等を背景に、期間を通じてみると米ドルは対円で上昇しました。

▶ 国内短期金融市場

無担保コール翌日物金利は、プラス圏での推移となりました。

▶ 当該投資信託のポートフォリオについて

▶ ピムコ・インカム・ストラテジー・ファンド <為替ヘッジなし> (毎月決算型)

主として円建て外国投資信託であるピムコ バミューダ インカム ファンド A - クラスY (USD) への投資を行いました。また、マネー・マーケット・マザーファンド投資信託証券を一部組み入れた運用を行いました。

▶ ピムコ バミューダ インカム ファンド A - クラスY (USD)

2026年3月末時点において、金利戦略については、世界経済の減速に伴う利下げ期待から、主に米国における中期ゾーンのデュレーションを積み増しました。米国以外では、投資妙味の高さから、英国・豪州等も選好しました。セクター戦

略では、引き続きリスク対比で魅力的な利回りとなっている米政府系住宅ローン担保証券を軸としています。一方でファンダメンタルズが良好な非政府系住宅ローン担保証券や、強固な財務基盤を持つ規模の大きな金融機関等へも分散投資を行っています。通貨戦略においては、時折変動が大きいことからリスク量を抑えつつ、魅力的なキャリー収益が期待できる新興国通貨や相対的なバリュエーション等の観点から割安となっている先進国通貨にてポジション構築を行う方針としました。

▶ マネー・マーケット・マザーファンド コール・ローン等短期金融商品を活用し、 利子等収益の確保を図りました。

▶ 当該投資信託のベンチマークとの差異について

当ファンドの値動きを表す適切な指数が存在しないため、ベンチマーク等はありません。従って、ベンチマークおよび参考指数との対比は表記できません。

分配金について

収益分配金につきましては、基準価額水準、市況動向、分配対象額の水準等を勘案し、次表の通りとさせていただきます。なお、信託約款の規定に従い第2期までの収益分配は行いません。収益分配に充てなかった利益（留保益）につきましては、信託財産中に留保し、運用の基本方針に基づいて運用します。

分配原資の内訳

（単位：円、1万口当たり、税込み）

項目	第98期 2025年10月21日～ 2025年11月20日	第99期 2025年11月21日～ 2025年12月22日	第100期 2025年12月23日～ 2026年1月20日	第101期 2026年1月21日～ 2026年2月20日	第102期 2026年2月21日～ 2026年3月23日	第103期 2026年3月24日～ 2026年4月20日
当期分配金 （対基準価額比率）	40 (0.284%)	40 (0.281%)	40 (0.279%)	40 (0.283%)	40 (0.283%)	40 (0.280%)
当期の収益	40	40	40	40	40	40
当期の収益以外	—	—	—	—	—	—
翌期繰越分配対象額	5,079	5,233	5,327	5,344	5,358	5,388

（注）対基準価額比率は当期分配金（税込み）の期末基準価額（分配金込み）に対する比率であり、ファンドの収益率とは異なります。

（注）当期の収益、当期の収益以外は小数点以下切捨てで算出しているため合計が当期分配金と一致しない場合があります。

今後の運用方針（作成対象期間末での見解です。）

▶ ピムコ・インカム・ストラテジー・ファンド<為替ヘッジなし>（毎月決算型）

円建て外国投資信託への投資を通じて世界（新興国を含みます。）の幅広い種類の公社債およびそれらの派生商品を高位に組み入れた運用を行います。また、一部、マネー・マーケット・マザーファンド投資信託証券の組み入れを維持し、毎月の分配をめざしていく方針です。

▶ ピムコ バミューダ インカム ファンド A - クラスY (USD)

2026年の世界経済は、AI投資の継続や資産効果等を背景に底堅さが維持される一方、中東情勢に起因するエネルギー供給ショックにより、成長の下振れリスクとインフレ上振れリスクが同時に意識される見通しです。米国については、財政刺激策や継続的なAI投資等が下支えと

なり、底堅い成長が見込まれる一方で、中東情勢に伴うエネルギー供給ショック等を背景に、成長の下振れリスクが高まるとみています。インフレについては、エネルギー価格の上昇を受け短期的には上振れリスクが意識されるものの、世界的な景気減速等を背景に、中期的にはインフレ圧力が緩和に向かう可能性があります。金融政策は、米連邦準備制度理事会（F R B）のインフレに対する警戒感を背景に利下げは後ずれし、2026年に1回、その後2027年に1～2回の利下げを行うと予想しています。ユーロ圏では、防衛費やインフラ投資等の財政出動が一部の国で進む一方、財政余力が限られる国も多く、中東情勢を背景としたエネルギー供給ショックが長期化した場合、成長はより鈍化する可能性があります。インフレ率については、政策金利が既に中立的な水準にある中で、エネルギー価格上昇と成長の減速が併存しており、中央銀行はより難しい政策判断を迫られていると予想しています。かかる環境下、P I M C O インカム戦略としては、世界中の債券に分散投資を行いながら質・流動性・弁済順位の高さに焦点を当てることで、魅力的な水準のインカム収入を獲得しつつ、中長期的に債券価格の上昇によるキャピタル収入も目指していきます。

▶ **マネー・マーケット・マザーファンド**
日銀による金融市場調節方針の下、短期金利は安定した推移を想定しています。以上の見通しにより、コール・ローン等への投資を通じて、安定した収益の確保をめざした運用を行う方針です。

2025年10月21日～2026年4月20日

1万口当たりの費用明細

項目	第98期～第103期		項目の概要
	金額 (円)	比率 (%)	
(a) 信託報酬	130	0.921	(a) 信託報酬 = 作成期中の平均基準価額 × 信託報酬率 × (作成期中の日数 ÷ 年間日数)
（投信会社）	(72)	(0.510)	ファンドの運用・調査、受託会社への運用指図、基準価額の算出、目論見書等の作成等の対価
（販売会社）	(56)	(0.395)	交付運用報告書等各種書類の送付、顧客口座の管理、購入後の情報提供等の対価
（受託会社）	(2)	(0.016)	ファンドの財産の保管および管理、委託会社からの運用指図の実行等の対価
(b) その他費用	0	0.002	(b) その他費用 = 作成期中のその他費用 ÷ 作成期中の平均受益権口数
（監査費用）	(0)	(0.002)	ファンドの決算時等に監査法人から監査を受けるための費用
合計	130	0.923	

作成期中の平均基準価額は、14,109円です。

(注) 作成期間の費用（消費税等のかかるものは消費税等を含む）は、追加・解約により受益権口数に変動があるため、簡便法により算出した結果です。

(注) 各金額は項目ごとに円未満は四捨五入してあります。

(注) その他費用は、このファンドが組み入れている親投資信託が支払った金額のうち、当ファンドに対応するものを含みます。

(注) 各項目の費用は、このファンドが組み入れている投資信託証券（マザーファンドを除く。）が支払った費用を含みません。

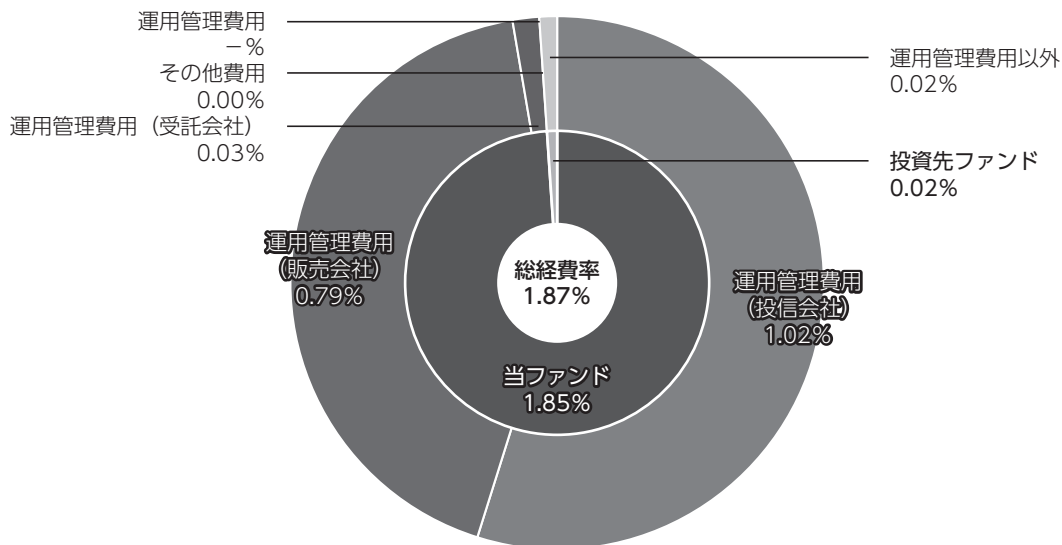
(注) 当該投資信託証券の直近の計算期末時点における「1万口当たりの費用明細」が取得できるものについては「組入れ上位ファンドの概要」に表示することとしております。

(注) 各比率は1万口当たりのそれぞれの費用金額（円未満の端数を含む）を作成期間の平均基準価額で除して100を乗じたもので、項目ごとに小数第3位未満は四捨五入してあります。

(参考情報)

■ 総経費率

当作成対象期間の運用・管理にかかった費用の総額（原則として、募集手数料、売買委託手数料及び有価証券取引税を除く。）を作成期中の平均受益権口数に作成期中の平均基準価額（1口当たり）を乗じた数で除した**総経費率（年率）は1.87%**です。



総経費率 (①+②+③)	(%)	1.87
①当ファンドの費用の比率	(%)	1.85
②投資先ファンドの運用管理費用の比率	(%)	—
③投資先ファンドの運用管理費用以外の比率	(%)	0.02

(注) ①の費用は、1万口当たりの費用明細において用いた簡便法により算出したものです。

(注) 各費用は、原則として、募集手数料、売買委託手数料及び有価証券取引税を含みません。

(注) 各比率は、年率換算した値です。

(注) 投資先ファンドとは、このファンドが組入れている投資信託証券（マザーファンドを除く。）です。

(注) ①の費用は、マザーファンドが支払った費用を含み、投資先ファンドが支払った費用を含みません。

(注) ①の費用と②③の費用は、計上された期間が異なる場合があります。

(注) 入手し得る情報において含まれていない費用はありません。

(注) 前記の前提条件で算出したものです。このため、これらの値はあくまでも参考であり、実際に発生した費用の比率とは異なります。

○売買及び取引の状況

(2025年10月21日～2026年4月20日)

投資信託証券

銘柄		第98期～第103期			
		買付		売付	
		口数	金額	口数	金額
国内	ピムコ バミューダ インカム ファンド A - クラスY (USD)	千口 231	千円 2,860,123	千口 123	千円 1,546,200

(注) 金額は受渡代金。

○利害関係人との取引状況等

(2025年10月21日～2026年4月20日)

該当事項はございません。

利害関係人とは、投資信託及び投資法人に関する法律第11条第1項に規定される利害関係人です。

○組入資産の明細

(2026年4月20日現在)

ファンド・オブ・ファンズが組入れた邦貨建ファンドの明細

銘柄		第97期末	第103期末		
		口数	口数	評価額	比率
		千口	千口	千円	%
	ピムコ バミューダ インカム ファンド A - クラスY (USD)	3,292	3,399	42,519,662	98.3
	合計	3,292	3,399	42,519,662	98.3

(注) 比率はピムコ・インカム・ストラテジー・ファンド<為替ヘッジなし> (毎月決算型) の純資産総額に対する比率。

親投資信託残高

銘柄		第97期末	第103期末	
		口数	口数	評価額
		千口	千口	千円
	マネー・マーケット・マザーファンド	9	9	10

○投資信託財産の構成

(2026年4月20日現在)

項 目	第103期末	
	評 価 額	比 率
投資信託受益証券	千円 42,519,662	% 97.7
マネー・マーケット・マザーファンド	10	0.0
コール・ローン等、その他	1,004,723	2.3
投資信託財産総額	43,524,395	100.0

○資産、負債、元本及び基準価額の状況

項 目	第98期末	第99期末	第100期末	第101期末	第102期末	第103期末
	2025年11月20日現在	2025年12月22日現在	2026年1月20日現在	2026年2月20日現在	2026年3月23日現在	2026年4月20日現在
	円	円	円	円	円	円
(A) 資産	42,113,789,282	43,227,091,171	43,654,542,701	42,976,142,995	43,088,783,804	43,524,395,412
コール・ローン等	1,045,656,121	996,233,353	904,055,937	1,230,475,162	1,065,827,684	1,004,702,867
投資信託受益証券(評価額)	41,068,109,826	42,230,828,291	42,084,359,039	41,745,633,719	41,736,125,234	42,519,662,780
マネー・マーケット・マザーファンド(評価額)	10,051	10,055	10,061	10,067	10,073	10,079
未収入金	—	—	666,100,000	—	286,800,000	—
未収利息	13,284	19,472	17,664	24,047	20,813	19,686
(B) 負債	205,829,161	204,565,103	692,551,492	309,090,748	490,421,993	263,313,168
未払収益分配金	119,365,017	121,213,774	120,248,048	120,904,425	121,085,861	121,261,950
未払解約金	21,628,538	14,905,209	508,788,866	121,759,266	301,423,809	80,733,036
未払信託報酬	64,720,046	68,324,124	63,401,372	66,308,660	67,791,276	61,208,893
その他未払費用	115,560	121,996	113,206	118,397	121,047	109,289
(C) 純資産総額(A-B)	41,907,960,121	43,022,526,068	42,961,991,209	42,667,052,247	42,598,361,811	43,261,082,244
元本	29,841,254,385	30,303,443,521	30,062,012,246	30,226,106,443	30,271,465,473	30,315,487,575
次期繰越損益金	12,066,705,736	12,719,082,547	12,899,978,963	12,440,945,804	12,326,896,338	12,945,594,669
(D) 受益権総口数	29,841,254,385口	30,303,443,521口	30,062,012,246口	30,226,106,443口	30,271,465,473口	30,315,487,575口
1万口当たり基準価額(C/D)	14,044円	14,197円	14,291円	14,116円	14,072円	14,270円

○損益の状況

項 目	第98期	第99期	第100期	第101期	第102期	第103期
	2025年10月21日～ 2025年11月20日	2025年11月21日～ 2025年12月22日	2025年12月23日～ 2026年1月20日	2026年1月21日～ 2026年2月20日	2026年2月21日～ 2026年3月23日	2026年3月24日～ 2026年4月20日
	円	円	円	円	円	円
(A) 配当等収益	224,977,497	223,869,712	228,176,287	234,273,153	232,535,495	226,483,513
受取配当金	224,579,941	223,462,915	227,655,234	233,774,944	231,910,927	225,934,963
受取利息	397,556	406,797	521,053	498,209	624,568	548,550
(B) 有価証券売買損益	1,422,504,292	430,363,549	238,257,743	△ 562,016,241	△ 183,424,638	551,910,946
売買益	1,439,554,385	431,951,606	241,983,607	11,028,099	2,268,769	556,988,886
売買損	△ 17,050,093	△ 1,588,057	△ 3,725,864	△ 573,044,340	△ 185,693,407	△ 5,077,940
(C) 信託報酬等	△ 64,835,606	△ 68,446,120	△ 63,514,578	△ 66,427,057	△ 67,912,323	△ 61,318,182
(D) 当期損益金 (A + B + C)	1,582,646,183	585,787,141	402,919,452	△ 394,170,145	△ 18,801,466	717,076,277
(E) 前期繰越損益金	3,918,333,556	5,303,600,637	5,609,471,252	5,789,014,532	5,195,832,261	4,999,462,970
(F) 追加信託差損益金	6,685,091,014	6,950,908,543	7,007,836,307	7,167,005,842	7,270,951,404	7,350,317,372
(配当等相当額)	(9,777,359,204)	(10,091,688,427)	(10,124,734,620)	(10,317,476,092)	(10,429,355,813)	(10,518,397,458)
(売買損益相当額)	(△ 3,092,268,190)	(△ 3,140,779,884)	(△ 3,116,898,313)	(△ 3,150,470,250)	(△ 3,158,404,409)	(△ 3,168,080,086)
(G) 計 (D + E + F)	12,186,070,753	12,840,296,321	13,020,227,011	12,561,850,229	12,447,982,199	13,066,856,619
(H) 収益分配金	△ 119,365,017	△ 121,213,774	△ 120,248,048	△ 120,904,425	△ 121,085,861	△ 121,261,950
次期繰越損益金 (G + H)	12,066,705,736	12,719,082,547	12,899,978,963	12,440,945,804	12,326,896,338	12,945,594,669
追加信託差損益金	6,685,091,014	6,950,908,543	7,007,836,307	7,167,005,842	7,270,951,404	7,350,317,372
(配当等相当額)	(9,777,359,204)	(10,091,688,427)	(10,124,734,620)	(10,317,476,092)	(10,429,355,813)	(10,518,397,458)
(売買損益相当額)	(△ 3,092,268,190)	(△ 3,140,779,884)	(△ 3,116,898,313)	(△ 3,150,470,250)	(△ 3,158,404,409)	(△ 3,168,080,086)
分配準備積立金	5,381,614,722	5,768,174,004	5,892,142,656	5,835,956,205	5,793,062,287	5,815,723,667
繰越損益金	-	-	-	△ 562,016,243	△ 737,117,353	△ 220,446,370

(注) (B) 有価証券売買損益は各期末の評価換えによるものを含みます。

(注) (C) 信託報酬等には信託報酬に対する消費税等相当額を含めて表示しています。

(注) (F) 追加信託差損益金とあるのは、信託の追加設定の際、追加設定をした価額から元本を差し引いた差額分をいいます。

<注記事項>

- ①作成期首 (前作成期末) 元本額 29,520,174,349円
 作成期中追加設定元本額 3,922,899,789円
 作成期中一部解約元本額 3,127,586,563円
 また、1口当たり純資産額は、作成期末1.4270円です。

②分配金の計算過程

項 目	2025年10月21日～ 2025年11月20日	2025年11月21日～ 2025年12月22日	2025年12月23日～ 2026年1月20日	2026年1月21日～ 2026年2月20日	2026年2月21日～ 2026年3月23日	2026年3月24日～ 2026年4月20日
費用控除後の配当等収益額	216,120,953円	200,447,450円	197,104,956円	167,846,098円	164,623,174円	208,639,925円
費用控除後・繰越欠損金繰戻後の有価証券売買等損益額	1,314,135,555円	385,339,691円	205,814,496円	-円	-円	-円
収益調整金額	9,777,359,204円	10,091,688,427円	10,124,734,620円	10,317,476,092円	10,429,355,813円	10,518,397,458円
分配準備積立金額	3,970,723,231円	5,303,600,637円	5,609,471,252円	5,789,014,532円	5,749,524,974円	5,728,345,692円
当ファンドの分配対象収益額	15,278,338,943円	15,981,076,205円	16,137,125,324円	16,274,336,722円	16,343,503,961円	16,455,383,075円
1万口当たり収益分配対象額	5,119円	5,273円	5,367円	5,384円	5,398円	5,428円
1万口当たり分配金額	40円	40円	40円	40円	40円	40円
収益分配金金額	119,365,017円	121,213,774円	120,248,048円	120,904,425円	121,085,861円	121,261,950円

③信託財産の運用の指図に係る権限の全部または一部を委託するために要する費用として、信託財産の純資産総額に対し年10,000分の60以内の率を乗じて得た額を委託者報酬の中から支弁しております。

○分配金のお知らせ

	第98期	第99期	第100期	第101期	第102期	第103期
1 万口当たり分配金 (税込み)	40円	40円	40円	40円	40円	40円

- ・分配金は、分配後の基準価額と個々の受益者の個別元本との差により、課税扱いとなる「普通分配金」と、非課税扱いとなる「元本払戻金 (特別分配金)」に分かれます。
- ・分配後の基準価額が個別元本と同額または上回る場合は、全額が普通分配金となります。分配後の基準価額が個別元本を下回る場合には、下回る部分の額が元本払戻金 (特別分配金) となり、残りの額が普通分配金となります。
- ・元本払戻金 (特別分配金) が発生した場合は、分配金発生時に個々の受益者の個別元本から当該元本払戻金 (特別分配金) を控除した額が、その後の個々の受益者の個別元本となります。

*三菱UFJアセットマネジメントでは本資料のほかに当ファンドに関する情報等の開示を行っている場合があります。詳しくは、取り扱い販売会社にお問い合わせいただくか、当社ホームページ (<https://www.am.mufg.jp/>) をご覧ください。

【お 知 ら せ】

- ①信託期間を従来の2027年10月20日から2032年10月20日へ延長し、信託約款に所要の変更を行いました。
(2026年1月20日)
- ②投資信託約款に記載された「一般社団法人投資信託協会」を、「一般社団法人資産運用業協会」に記載変更を行いました。
一般社団法人資産運用業協会設立準備法人を吸収合併存続法人、一般社団法人日本投資顧問業協会と一般社団法人投資信託協会を吸収合併消滅法人として2026年4月1日付で合併し、「一般社団法人資産運用業協会」に名称を変更することとなったため、投資信託約款に所要の変更を行いました。
(2026年4月1日)

<参考> 投資する投資信託証券およびその概要

ファンド名	ピムコ バミューダ インカム ファンド A - クラスY (USD)
運用方針	ピムコ バミューダ インカム ファンド (M) への投資を通じて、世界（新興国を含みます。以下同じ。）の幅広い種類の公社債等およびそれらの派生商品等に投資を行い、利子収益の確保および長期的な値上がり益の獲得をめざします。
主要運用対象	世界の幅広い種類の公社債等およびそれらの派生商品等
主な組入制限	<ul style="list-style-type: none"> ・ 通常、総資産の 65%以上を世界の幅広い種類の公社債等およびそれらの派生商品等に投資します。 ・ 投資適格未満の公社債等への投資比率は総資産の 50%以内とします。ただし、資産担保証券およびモーゲージ証券についてはこの限りではありません。 ・ ポートフォリオの平均デュレーション[※]は、原則として0～8年の範囲で調整します。 [※]デュレーションとは、債券の投資元本の回収に要する平均残存期間や金利感応度を意味する指標です。この値が大きいくほど、金利変動に対する債券価格の変動率が大きくなります。 ・ 米ドル以外の通貨エクスポージャーを総資産の 15%以内とします。 ・ 新興国の発行体が発行する銘柄への投資は総資産の 20%以内とします。 ・ 保有外貨建て資産に対し、原則として、為替ヘッジを行いません。
決算日	毎年 10 月 31 日
分配方針	原則として毎月分配を行う方針です。

運用計算書、純資産変動計算書、投資有価証券明細表はPIMCO Bermuda Trust II Annual Report October 31, 2025版から抜粋して作成しています。

なお、開示情報につきましては、各通貨毎のクラス分けされていないものは「ピムコ バミューダ インカム ファンド A」で掲載しています。また、「ピムコ バミューダ インカム ファンド (M)」を「マスターファンド」と表示する場合があります。

(1) 運用計算書

ピムコ バミューダ インカム ファンド A
(2025年10月31日に終了する期間)

	ピムコ インカム	バミューダ ファンド A
	千米ドル	
投資収入：		
受取利息（外国税額控除後*）		22,686
受取配当金（外国税額控除後*）		0
雑収入		0
収入合計		22,686
費用：		
顧問料NF (JPY)		2 ⁽¹⁾
顧問料W (USD)		190
管理報酬M (JPY アドバイザー)		871
管理報酬M (USD アドバイザー)		859
管理報酬MU (JPY ヘッジなし)		4 ⁽³⁾
管理報酬MU (USD)		21 ⁽⁴⁾
管理報酬P (JPY)		196
管理報酬R (USD)		138
管理報酬S (USD)		229
管理報酬T (JPY)		4,953
管理報酬U2 (JPY)		265
管理報酬X (JPY)		175
管理事務費NF (JPY)		1 ⁽¹⁾
管理事務費R (USD)		42
管理事務費S (USD)		70
管理事務費W (USD)		58
販売報酬M (JPY アドバイザー)		755
販売報酬M (USD アドバイザー)		744
販売報酬P (JPY)		196
代行費用M (JPY アドバイザー)		58
代行費用M (USD アドバイザー)		57
法務費用		0
支払利息		1,683
雑費		377
費用合計		11,944
投資純収入		10,742
実現純利益（損失）：		
投資有価証券		289
マスターファンド		506,441
為替取引、中央清算金融派生商品		0
店頭金融派生商品		(488,840)
外貨		(286)
実現純利益（損失）		17,604
未実現評価益（評価損）の純変動：		
投資有価証券		60
マスターファンド		855,594
為替取引、中央清算金融派生商品		0
店頭金融派生商品		190,253
外貨建資産および負債の換算に係る外貨		157
未実現評価益（評価損）の純変動		1,046,064
純利益（損失）		1,063,668
運用による純資産の純増（減）額		1,074,410
*外国税源泉徴収		0

(注) 現時点で入手し得る直近の決算期分を掲載しています。

(注) 各項目ごとに千米ドル未満は四捨五入してあります。

⁽¹⁾ 2025年8月29日（設定）から2025年10月31日までの期間

⁽³⁾ 2025年9月2日（設定）から2025年10月31日までの期間

⁽⁴⁾ 2025年6月10日（設定）から2025年10月31日までの期間

(2) 純資産変動計算書

ピムコ バミューダ インカム ファンド A
(2025年10月31日に終了する期間)

ピムコ バミューダ
インカム ファンド A
千米ドル

純資産の増加（減少）：

運用：

投資純収入	10,742
実現純利益（損失）	17,604
未実現評価益（評価損）の純変動	1,046,064
運用による純資産の純増（減）額	1,074,410

分配：

F (JPY)	(13,383)
F (USD)	(115,912)
J (JPY)	(3,103)
J (USD)	(6,004)
MU (JPY ヘッジなし)	0 ⁽²⁾
MU (USD)	(201) ⁽³⁾
N (JPY)	(60,909)
N (USD)	(281,052)
NN (USD)	(4,422)
P (JPY)	0
Q (JPY)	0
R (JPY)	(161)
R (USD)	(600)
R2 (JPY)	(443)
S (JPY)	0
S (USD)	(2,483)
SS (USD)	0
U2 (JPY)	0
X (JPY)	0
Y (JPY)	(3,463)
Y (USD)	(55,798)
分配金額合計	(547,934)

ファンドユニット取引：

ファンドユニット取引による純資産の純増（減）額	527,156
-------------------------	---------

純資産の増（減）額合計

1,053,632

純資産：

期首	11,996,204
期末	13,049,836

(注) 現時点で入手し得る直近の決算期分を掲載しています。

(注) 各項目ごとに千米ドル未満は四捨五入してあります。

⁽²⁾ 2025年9月2日（設定）から2025年10月31日までの期間

⁽³⁾ 2025年6月10日（設定）から2025年10月31日までの期間

(3) 投資有価証券明細表 (the Schedule of Investments)

(A) ピムコ バミューダ インカム ファンド A

金額は千単位 (*)、ただし株式数、契約数、単位数およびオンス数 (該当する場合) を除く。
(2025年10月31日現在)

	元本 (単位: 千)	時価 (単位: 千)
INVESTMENTS IN SECURITIES 4.3%		
SHORT-TERM INSTRUMENTS 4.3%		
TIME DEPOSITS 0.5%		
Australia and New Zealand Banking Group Ltd.		
3.360% due 11/03/2025	\$ 10,660	\$ 10,660
Bank of Nova Scotia		
3.360% due 11/03/2025	2,891	2,891
Brown Brothers Harriman & Co.		
3.360% due 11/03/2025	154	154
Citibank N.A.		
3.360% due 11/03/2025	5,589	5,589
DBS Bank Ltd.		
3.360% due 11/03/2025	32,478	32,478
DnB Bank ASA		
3.360% due 11/03/2025	1,024	1,024
JPMorgan Chase Bank N.A.		
3.360% due 11/03/2025	1,952	1,952
MUFG Bank Ltd.		
0.120% due 11/04/2025	¥ 6	0
Sumitomo Mitsui Trust Bank Ltd.		
0.120% due 11/04/2025	6	0
3.360% due 11/03/2025	\$ 14,259	14,259
		<u>69,007</u>
U.S. TREASURY BILLS 3.8%		
3.764% due 02/24/2026 (a)(d)	71,300	70,459
3.872% due 01/27/2026 (a)(d)	9,353	9,270
3.880% due 01/08/2026 (b)(d)	310	308
3.888% due 01/02/2026 (a)(d)	30,944	30,746
3.903% due 12/26/2025 (b)(d)	3,100	3,082
3.925% due 12/18/2025 (b)(d)	3,100	3,085
3.956% due 12/04/2025 (a)(d)	28,100	28,006
3.959% due 12/11/2025 (b)(d)	856	853
3.964% due 11/25/2025 (a)(d)	97,991	97,759
3.978% due 12/02/2025 (b)(d)	5,900	5,882
3.996% due 11/18/2025 (a)	37,200	37,140
4.008% due 12/09/2025 (a)(d)	40,147	39,992
4.017% due 11/20/2025 (a)(d)	43,052	42,973
4.022% due 11/13/2025 (b)(d)	4,622	4,617
4.039% due 11/06/2025 (b)	4,276	4,275
4.040% due 11/28/2025 (a)	109,909	109,614
4.043% due 11/12/2025 (b)(d)	6,736	6,730
		<u>494,791</u>
Total Short-Term Instruments		<u>563,798</u>
(Cost \$563,668)		
Total Investments in Securities		<u>563,798</u>
(Cost \$563,668)		
	口数	
INVESTMENTS IN AFFILIATES 97.2%		
OTHER INVESTMENT COMPANIES 97.2%		
PIMCO Bermuda Income Fund (M)		
(Cost \$10,680,878)	682,340,326	12,677,883
Total Investments in Affiliates		<u>12,677,883</u>
(Cost \$10,680,878)		
Total Investments 101.5%		<u>\$13,241,681</u>
(Cost \$11,244,546)		
Financial Derivative		
Instruments (c) (1.5%)		<u>(190,757)</u>
(Cost or Premiums, net \$0)		

	時価 (単位: 千)
Other Assets and Liabilities, net 0.0%	<u>\$ (1,088)</u>
Net Assets 100.0%	<u>\$13,049,836</u>

NOTES TO SCHEDULE OF INVESTMENTS:

- * A zero balance may reflect actual amounts rounding to less than one thousand.
 (a) Coupon represents a weighted average yield to maturity.
 (b) Coupon represents a yield to maturity.

(c) FINANCIAL DERIVATIVE INSTRUMENTS: OVER THE COUNTER

FORWARD FOREIGN CURRENCY CONTRACTS:

取引相手	決済月	受渡し通貨	受取通貨	未実現評価 (損) 益	
				資産	負債
BPS	11/2025	JPY 482,218	\$ 3,128	\$ 0	\$ (2)
BPS	11/2025	1,564,828	10,159	0	(1)
BPS	11/2025	\$ 16	JPY 2,446	0	0
BPS	11/2025	851	131,107	1	0
BPS	11/2025	578	89,022	0	0
BSS	11/2025	169	25,690	0	(2)
BSS	12/2025	JPY 25,618	\$ 169	2	0
FAR	11/2025	\$ 429	JPY 65,139	0	(6)
FAR	12/2025	JPY 64,958	\$ 429	6	0
JPM	11/2025	989,524	6,516	93	0
JPM	11/2025	\$ 1,688	JPY 256,321	0	(24)
JPM	11/2025	82	12,526	0	(1)
MBC	11/2025	JPY 197,240	\$ 1,338	58	0
MYI	11/2025	74,147	488	6	0
MYI	12/2025	\$ 1,510	JPY 232,244	1	0
SCX	11/2025	JPY 2,278	\$ 15	1	0
SCX	12/2025	753,427	4,902	0	(3)
SOG	11/2025	\$ 675	JPY 103,198	0	(6)
SOG	12/2025	JPY 102,911	\$ 675	5	0
SSB	11/2025	0	0	0	0
				\$ 173	\$ (45)

F (JPY), J (JPY), M (JPY Advisory), N (JPY), NF (JPY), P (JPY), Q (JPY), R (JPY), R2 (JPY), S (JPY), T (JPY), U2 (JPY), X (JPY), Y (JPY) AND Z (JPY) CLASS FORWARD FOREIGN CURRENCY CONTRACTS:

取引相手	決済月	受渡し通貨	受取通貨	未実現評価 (損) 益	
				資産	負債
BDA	11/2025	JPY 1,303,217	\$ 8,559	\$ 100	\$ 0
BDA	11/2025	\$ 644,045	JPY 96,001,781	0	(20,879)
BPS	11/2025	JPY 1,404,576	\$ 9,240	123	0
BPS	11/2025	2,426	16	0	0
BPS	11/2025	\$ 695,892	JPY 103,129,757	0	(26,457)
BPS	11/2025	40,930	6,305,418	4	0
BSS	11/2025	JPY 228,902,999	\$ 1,505,545	19,692	0
BSS	12/2025	\$ 1,505,545	JPY 228,266,153	0	(19,608)
CBK	11/2025	JPY 1,793,724	\$ 11,868	225	0
CIB	11/2025	427,203	2,777	4	0
FAR	11/2025	187,814,802	1,236,844	17,703	0
FAR	12/2025	\$ 1,236,844	JPY 187,293,225	0	(17,628)
JPM	11/2025	JPY 912,680	\$ 6,115	190	0
MBC	11/2025	157,686,624	1,024,843	1,269	0
MBC	11/2025	\$ 560,729	JPY 82,922,143	0	(22,466)
MBC	12/2025	1,020,104	156,538,353	0	(1,091)
MYI	11/2025	JPY 6,000,952	\$ 39,909	0	(44)
MYI	11/2025	\$ 566,006	JPY 84,206,574	0	(19,406)
MYI	12/2025	39,909	5,983,844	44	0
SCX	11/2025	JPY 89,637,122	\$ 581,531	0	(321)
SCX	11/2025	\$ 2,707	JPY 399,447	0	(114)
SCX	12/2025	581,531	89,383,109	324	0
SOG	11/2025	JPY 144,432,665	\$ 944,931	7,391	0
SOG	11/2025	\$ 1,236,644	JPY 183,376,196	0	(46,314)
SOG	12/2025	944,931	144,030,030	0	(7,343)
SSB	11/2025	JPY 1,164,250	\$ 7,625	68	0
SSB	11/2025	\$ 0	JPY 0	0	0
WST	11/2025	1,818,321	271,440,247	0	(56,351)
				\$ 47,137	\$ (238,022)
Total Forward Foreign Currency Contracts				\$ 47,310	\$ (238,067)

(B) ピムコ バミューダ インカム ファンド (M)

金額は千単位 (*)、ただし株式数、契約数、単位数およびオンス数 (該当する場合) を除く。
(2025年10月31日現在)

	額面金額 (単位: 千)	時価 (単位: 千)
INVESTMENTS IN SECURITIES 160.2%		
BANK LOAN OBLIGATIONS 3.9%		
Ahilene DC 1 LLC		
0.625-6.584% due		
01/09/2028 (b)	\$ 7,090	\$ 7,032
Ahilene DC 4 LLC		
0.000-6.334% due		
06/09/2028 (b)	33,952	33,951
Ahilene DC 5 LLC		
0.000-6.334% due		
06/09/2028 (b)	33,522	33,521
Ahilene DC 7 LLC		
0.563-6.334% due		
06/09/2028 (b)	34,327	34,327
Atice France S.A.		
TBD% due 04/30/2028	EUR 2,000	2,271
TBD% due 10/30/2028	\$ 2,084	2,056
8.110% due 04/30/2028	6,560	6,461
8.891% due 05/31/2031	EUR 229	264
10.860% due 05/31/2031	\$ 5,110	5,106
AmSurg LLC		
12.230% due 07/20/2026	27,118	27,118
12.230% due 11/03/2028	101,703	104,754
Atlas Borrower LLC		
8.490% due 09/06/2032	2,800	2,800
Clover Holdings SPV III LLC		
15.000% due 12/09/2027	163	169
Databricks, Inc.		
1.000% due 01/03/2031 (b)	5,382	5,382
8.588% due 01/03/2031	24,318	24,622
Envalir Finance GmbH		
7.566% due 03/29/2030	EUR 10,900	11,313
9.340% due 03/29/2030	\$ 19,213	16,791
Finastra USA, Inc.		
11.288% due 09/13/2029	1,700	1,685
iHeartCommunications, Inc.		
9.854% due 05/01/2029	31,086	27,854
Jane Street Group LLC		
5.956-6.199% due 12/15/2031	2,600	2,579
Lealand Finance Co. BV		
5.079% due 12/30/2027	685	531
7.079% due 06/30/2027	261	214
Mediapro		
7.750% due 08/14/2029	EUR 8,500	9,860
Mercury Aggregator LP		
18.000% due 02/03/2026	\$ 4,259	1,246
Panama Government International Bond		
3.855% due 03/05/2027	EUR 29,500	34,331
Poseidon Bidco SAS		
7.000% due 03/13/2030	16,200	7,012
Project Alfa		
TBD% due 10/21/2026	\$ 3,120	3,120
4.150% due 02/27/2026	EUR 2,457	2,836
SVF II Finco (Cayman) LP		
7.652% due 04/25/2029	\$ 24,174	24,307
Syniverse Holdings LLC		
11.002% due 05/13/2027	24,406	23,592
TransDigm, Inc.		
6.252% due 03/22/2030	775	776
6.502% due 02/28/2031	22,534	22,589
U.S. Renal Care, Inc.		
9.079% due 06/28/2028	3,092	2,938
Westmoreland Coal Co.		
8.000% due 11/04/2030	268	108
Windstream Services LLC		
8.815% due 10/01/2031	19,710	19,661
Total Bank Loan Obligations		503,177
(Cost \$509,143)		

	額面金額 (単位: 千)	時価 (単位: 千)
CORPORATE BONDS & NOTES 15.4%		
BANKING & FINANCE 5.8%		
123 Lights Re Ltd.		
14.850% due 09/14/2028	\$ 600	\$ 600
AGFC Capital Trust I		
5.916% due 01/15/2067	2,200	1,512
Alamo Re Ltd.		
12.284% due 06/07/2027	3,500	3,766
15.730% due 06/07/2026	3,600	3,793
Armor Holdco, Inc.		
8.500% due 11/15/2029	200	201
Armor RE II Ltd.		
12.360% due 01/07/2028	500	534
14.060% due 05/07/2027	1,300	1,413
Army Hawaii Family Housing Trust Certificates		
4.547% due 06/15/2050	7,600	5,393
Avolon Holdings Funding Ltd.		
2.528% due 11/18/2027	14,937	14,402
Banca Monte dei Paschi di Siena SpA		
1.675% due 01/09/2026	EUR 10,100	11,643
Banco Bilbao Vizcaya Argentaria S.A.		
6.033% due 03/13/2035	\$ 1,400	1,491
Banco Santander S.A.		
3.250% due 04/02/2029	EUR 7,400	8,669
6.527% due 11/07/2027	\$ 11,000	11,254
6.607% due 11/07/2028	8,400	8,974
Barclays PLC		
4.972% due 05/16/2029	2,800	2,639
5.652% due 03/12/2028	5,200	5,265
5.674% due 03/12/2028	2,200	2,241
5.690% due 03/12/2030	7,200	7,476
6.490% due 09/13/2029	8,500	8,982
Bayou Re Ltd.		
12.192% due 04/30/2027	600	641
22.360% due 04/30/2027	700	788
Blue Ridge Re Ltd.		
9.100% due 01/08/2027	3,306	3,425
BNP Paribas S.A.		
5.497% due 05/20/2030	3,400	3,515
Bonanza RE Ltd.		
3.850% due 01/08/2026	250	248
BPCE S.A.		
6.714% due 10/19/2029	19,000	20,159
7.003% due 10/19/2034	11,800	12,959
CaixaBank S.A.		
6.208% due 01/18/2029	5,400	5,618
Cape Lookout Re Ltd.		
10.750% due 03/13/2028	4,000	4,210
12.575% due 04/05/2027	700	734
Charles River Re Ltd.		
11.502% due 05/10/2027	250	266
CIFI Holdings Group Co. Ltd. (c)		
4.375% due 04/12/2027	300	28
4.450% due 08/17/2026	500	46
5.950% due 10/20/2049	200	21
6.000% due 07/16/2049	200	21
6.450% due 11/07/2049	600	62
Corestate Capital Holding S.A. (d)		
8.000% due 12/31/2026	EUR 9,812	4,586
10.000% due 12/31/2026	946	993
CoStar Group, Inc.		
2.800% due 07/15/2030	\$ 11,025	10,093
Country Garden Holdings Co. Ltd. (c)		
2.700% due 07/12/2026	2,100	203
3.125% due 10/22/2049	3,400	323
3.875% due 10/22/2030	1,700	170
Credicorp Capital Sociedad Tituladora S.A.		
9.700% due 03/05/2045	PEN 13,100	4,060
10.100% due 12/15/2043	3,000	945
Credit Suisse Group AG AT1 Claim (c)		
\$ 9,046		2,985

	額面金額 (単位: 千)	時価 (単位: 千)
Deloitte LLP		
5.250% due 01/30/2030	\$ 11,300	\$ 11,585
5.410% due 01/30/2032	11,100	11,432
Deutsche Bank AG		
2.129% due 11/24/2026	1,200	1,198
3.547% due 09/18/2031	2,900	2,754
6.720% due 01/18/2029	2,900	3,040
East Lane Re VII Ltd.		
12.770% due 03/31/2026	3,400	3,466
EPR Properties		
4.750% due 12/15/2026	256	257
4.950% due 04/15/2028	1,132	1,143
Everglades Re II Ltd.		
14.372% due 05/13/2027	2,800	3,011
15.372% due 05/13/2027	2,800	2,998
16.622% due 05/13/2027	2,800	2,999
GA Global Funding Trust		
5.900% due 01/13/2035	9,500	9,846
Gaci First Investment Co.		
5.250% due 01/29/2030	24,100	24,855
GLP Capital LP		
5.300% due 01/15/2029	3,142	3,204
Goodman U.S. Finance Three LLC		
3.700% due 03/15/2028	2,324	2,296
Greengrove Re Ltd.		
11.575% due 04/07/2028	1,000	1,000
GTA Finance Co. Pty Ltd.		
5.400% due 12/04/2029	AUD 10,100	6,745
Hardwood Funding LLC		
4.980% due 06/07/2028	\$ 3,300	3,345
5.070% due 06/07/2030	2,200	2,251
Hexagon IV RE Ltd.		
10.478% due 01/21/2028	EUR 2,339	2,782
Hudson Pacific Properties LP		
5.950% due 02/15/2028	\$ 600	587
InCaps Funding I Ltd.		
6.433% due 06/01/2033	4,533	4,510
Integrity RE III Ltd.		
18.075% due 08/08/2028	300	321
29.325% due 08/08/2027	300	344
Integrity Re Ltd.		
21.064% due 06/06/2026	1,200	1,317
26.646% due 06/06/2026	600	678
Intesa Sanpaolo SpA		
7.200% due 11/28/2033	7,300	8,319
Iridium Capital PLC		
3.853% due 03/07/2027	EUR 18,600	21,356
9.250% due 06/18/2029	10,600	12,984
Jane Street Group		
6.750% due 05/01/2033	\$ 1,300	1,357
Kizuna RE III Pte Ltd.		
6.585% due 04/09/2029	600	615
Longleaf Pine Re Ltd.		
21.804% due 05/25/2027	1,900	2,134
Luca RE Ltd.		
11.085% due 07/22/2028	1,900	1,900
Marx Group PLC		
6.404% due 11/04/2029	2,200	2,263
MMIFS Re Ltd.		
5.236% due 01/10/2028	CAD 800	574
Morgan Stanley Bank N.A.		
4.784% due 10/15/2027	\$ 6,000	6,022
Mutual of Omaha Cos. Global Funding		
4.750% due 10/15/2029	2,800	2,847
Nationwide Building Society		
3.960% due 07/18/2030	5,600	5,512
4.302% due 03/08/2029	6,800	6,794
Nature Coast Re Ltd.		
13.825% due 12/07/2026	2,400	2,514
NatWest Group PLC		
4.445% due 05/08/2030	17,600	17,637
5.076% due 01/27/2030	16,500	16,873

	額面金額 (単位：千)	時価 (単位：千)		額面金額 (単位：千)	時価 (単位：千)		額面金額 (単位：千)	時価 (単位：千)
Nykredit Realkredit AJS			6.537% due 08/12/2033	\$ 20,610	\$ 22,799	CVS Pass-Through Trust		
3.500% due 07/10/2031	EUR 500	\$ 586	7.750% due 03/01/2029	EUR 3,340	4,297	5.773% due 01/10/2033	\$ 106	\$ 109
Orange Capital RE DAC			9.016% due 11/15/2033	\$ 3,050	3,835	7.507% due 01/10/2032	\$ 414	441
8.026% due 01/17/2029	250	299	Uniti Group LP			8.353% due 07/10/2031	409	446
9.836% due 01/08/2027	2,100	2,473	6.500% due 02/15/2029	2,280	2,136	Energy Transfer LP		
Palm RE Ltd.			Ursa RE Ltd.			4.950% due 05/15/2028	424	430
11.575% due 06/07/2028	\$ 1,000	1,061	9.360% due 12/07/2026	4,200	4,318	Flora Food Management BV		
Panama Infrastructure Receivable Purchaser PLC			11.372% due 02/22/2028	1,100	1,119	6.875% due 07/02/2029	EUR 7,400	8,086
0.000% due 04/05/2032	15,040	11,491	12.610% due 12/07/2026	5,300	5,527	Ford Motor Credit Co. LLC		
Polestar RE Ltd.			Verasion RE Ltd.			2.700% due 08/10/2026	\$ 2,208	2,177
14.328% due 01/07/2028	1,600	1,657	8.872% due 03/08/2028	300	304	3.815% due 11/02/2027	13,078	12,830
17.078% due 01/07/2027	5,500	5,714	VICI Properties LP			4.125% due 08/17/2027	32,337	31,941
Preferred Term Securities XXIV Ltd.			3.750% due 02/15/2027	4,300	4,259	4.542% due 08/01/2026	25,740	25,892
4.589% due 03/22/2037	619	585	4.125% due 08/15/2030	5,684	5,499	5.800% due 03/08/2029	6,500	6,616
4.679% due 03/22/2037	4,717	4,198	4.250% due 12/01/2026	3,600	3,592	5.850% due 05/17/2027	1,610	1,633
Preferred Term Securities XXV Ltd.			4.500% due 09/01/2026	2,000	2,001	Galderna Finance Europe BV		
4.589% due 06/22/2037	15,717	14,695	4.625% due 12/01/2029	3,600	3,572	3.500% due 03/20/2030	EUR 21,602	25,451
Preferred Term Securities XXVI Ltd.			Vitality RE XVI Ltd.			Greene King Finance PLC		
4.599% due 09/22/2037	18,972	17,644	5.600% due 01/08/2029	550	551	3.593% due 03/15/2035	GBP 1,658	2,042
Prime Property Fund LLC			7.600% due 01/08/2029	400	402	4.064% due 03/15/2035	453	568
5.440% due 09/30/2031	12,400	12,509	Voyager Aviation Holdings LLC			5.106% due 03/15/2034	111	145
Purple RE Ltd.			8.500% due 05/09/2026 (c)	1,987	0	5.907% due 12/15/2034	4,156	5,051
12.951% due 08/07/2027	2,100	2,237	Winston RE Ltd.			IHG Finance LLC		
Quercus RE DAC			15.550% due 02/26/2027	500	539	3.625% due 09/27/2031	EUR 30,600	35,867
10.050% due 07/08/2027	EUR 300	351				Imperial Brands Finance PLC		
Sabine RE Ltd.						3.500% due 07/26/2026	\$ 475	472
12.355% due 04/07/2027	\$ 700	736				JetBlue 2020-1 Class A Pass-Through Trust		
Santander Holdings USA, Inc.						4.000% due 11/15/2032	5,150	4,891
5.353% due 09/06/2030 (n)	5,000	5,095	INDUSTRIALS 4.0%			Microchip Technology, Inc.		
Santander UK Group Holdings PLC			Air Canada 2020-2 Class A Pass-Through Trust			4.900% due 03/15/2028	4,700	4,760
2.469% due 01/11/2028	1,000	979	5.250% due 04/01/2029	1,265	1,294	5.050% due 02/15/2030	8,850	9,031
3.823% due 11/03/2028	3,400	3,367	Alaska Airlines 2020-1 Class A Pass-Through Trust			Mitchells & Butlers Finance PLC		
4.858% due 09/11/2030	5,700	5,768	4.800% due 08/15/2027	2,589	2,609	4.869% due 12/15/2030	240	232
6.534% due 01/10/2029	600	627	Amdocs Ltd.			6.013% due 12/15/2028	GBP 557	739
6.833% due 11/21/2026	5,700	5,706	2.539% due 08/15/2030	3,200	2,937	MPH Acquisition Holdings LLC		
7.482% due 08/29/2029	GBP 4,200	5,949	American Airlines 2014-1 Class A Pass-Through Trust			5.750% due 12/31/2030	\$ 511	464
Societe Generale S.A.			3.700% due 10/01/2026	1,537	1,525	11.500% due 12/31/2030 (d)	801	865
6.447% due 01/12/2027	\$ 3,200	3,211	American Airlines 2015-1 Class A Pass-Through Trust			Nissan Motor Acceptance Co. LLC		
6.691% due 01/10/2034	15,100	16,456	3.375% due 05/01/2027	1,148	1,131	2.450% due 09/15/2028	300	276
SRC Sukuk Ltd.			American Airlines 2016-1 Class AA Pass-Through Trust			6.125% due 09/30/2030	29,776	29,542
5.000% due 02/27/2028	16,300	16,540	3.575% due 01/15/2028	1,258	1,237	Nissan Motor Co. Ltd.		
Suci Secord Investment Co.			American Airlines 2016-2 Class AA Pass-Through Trust			4.345% due 09/17/2027	8,700	8,530
4.375% due 09/10/2027	13,900	13,926	3.200% due 06/15/2028	668	648	4.810% due 09/17/2030 (n)	5,700	5,350
Sunac China Holdings Ltd. (c)			American Airlines 2017-2 Class AA Pass-Through Trust			5.250% due 07/17/2029	EUR 800	948
6.000% due 09/30/2026	31	5	3.350% due 10/15/2029	285	275	7.500% due 07/17/2030	\$ 5,600	5,864
6.250% due 09/30/2026	31	5	Boeing Co.			8.125% due 07/17/2035	3,800	4,045
6.500% due 09/30/2027	62	10	2.196% due 02/04/2026	18,488	18,390	ONEOK, Inc.		
6.750% due 09/30/2028	93	14	2.750% due 02/01/2026	25,140	25,043	4.750% due 10/15/2031	3,100	3,102
7.000% due 09/30/2029	94	15	6.259% due 05/01/2027	4,580	4,708	Roadster Finance DAC		
7.250% due 09/30/2030	44	7	6.298% due 05/01/2029	1,900	2,016	2.375% due 12/08/2027	EUR 1,000	1,140
Taranis Reinsurance DAC			6.528% due 05/01/2034	1,500	1,660	Rolls-Royce PLC		
8.320% due 01/21/2028	EUR 1,400	1,608	British Airways 2019-1 Class AA Pass-Through Trust			4.625% due 02/16/2026	3,314	3,832
11.000% due 01/21/2028	2,000	2,405	3.300% due 12/15/2032	73	70	5.750% due 10/15/2027	GBP 2,223	2,997
Torrey Pines RE Ltd.			Broadcom, Inc.			Russian Railways Via RZD Capital PLC		
9.916% due 06/07/2027	\$ 1,500	1,573	2.450% due 02/15/2031	7,400	6,747	7.487% due 03/25/2031 (c)	6,300	5,794
10.986% due 06/07/2027	900	938	3.469% due 04/15/2034	957	871	Spirit Airlines Pass-Through Trust		
13.238% due 06/05/2026	500	509	Burberry Group PLC			4.100% due 04/01/2028	\$ 245	233
Turkiye Is Bankasi AJS			5.750% due 06/20/2030	GBP 300	300	Stellantis Finance U.S., Inc.		
2.900% due 11/15/2034	8,400	8,165	Carvana Co. (d)			5.750% due 03/18/2030	5,300	5,436
U.S. Capital Funding VI Ltd.			9.000% due 06/01/2031	\$ 11,580	12,105	6.450% due 03/18/2035	2,900	3,011
4.469% due 07/10/2043	17,687	15,034	Centene Corp.			Times Square Hotel Trust		
UBS AG			2.500% due 03/01/2031	2,487	2,143	8.528% due 08/01/2026	263	264
7.500% due 02/15/2028	10,500	11,326	3.000% due 10/15/2030	1,400	1,250	U.S. Renal Care, Inc.		
UBS Group AG			3.375% due 02/15/2030	2,238	2,060	10.625% due 08/28/2028	2,342	2,049
3.091% due 05/14/2032	2,050	1,899	4.250% due 12/15/2027	10,310	10,169	United Airlines 2019-2 Class AA Pass-Through Trust		
3.869% due 01/12/2029	31,650	31,433	Claritev Corp.			2.700% due 05/01/2032	1,135	1,047
4.194% due 04/01/2031	7,750	7,665	6.750% due 03/31/2031 (d)	3,453	2,779	United Airlines 2020-1 Class A Pass-Through Trust		
4.988% due 08/05/2033	10,400	10,567	CommonSpirit Health			5.875% due 10/15/2027 (n)	10,780	11,037
5.959% due 01/12/2034	12,800	13,685	4.975% due 09/01/2035	3,000	2,988	Universal Music Group NV		
6.327% due 12/22/2027	10,000	10,231	5.580% due 09/01/2045	1,100	1,094	3.750% due 06/30/2032	EUR 2,900	3,446
6.442% due 08/11/2028	3,360	3,486	5.662% due 09/01/2055	1,200	1,197			

	額面金額 (単位: 千)	時価 (単位: 千)
Venture Global Calcasieu Pass LLC		
3.875% due 08/15/2029	\$ 7,400	\$ 7,015
3.875% due 11/01/2033 (nl)	11,200	9,895
Venture Global LNG, Inc.		
8.125% due 06/01/2031	7,200	7,421
8.375% due 06/01/2031	2,200	2,261
9.500% due 02/01/2029	49,950	53,791
9.875% due 02/01/2032	15,550	16,619
		507,559
UTILITIES 5.6%		
Altice France S.A.		
4.750% due 10/15/2030	EUR 1,366	1,538
5.375% due 03/15/2032	231	257
5.500% due 10/15/2031	308	344
5.625% due 06/15/2032	462	516
6.500% due 10/15/2031	\$ 2,492	2,379
6.500% due 03/15/2032	2,233	2,140
6.875% due 10/15/2030	2,618	2,563
6.875% due 07/15/2032	1,617	1,554
7.250% due 11/01/2029	EUR 2,571	2,975
9.500% due 11/01/2029	\$ 4,775	4,869
12.875% due 11/01/2029	EUR 1,200	1,439
Beignet Investor LLC		
6.581% due 05/30/2049	\$ 251,230	268,192
Chile Electricity Lux Mpc II Sarl		
5.580% due 10/20/2035	2,444	2,518
DISH DBS Corp.		
5.250% due 12/01/2026	23,610	23,246
5.750% due 12/01/2028	14,510	13,955
Edison International		
6.250% due 03/15/2030	3,200	3,325
Gazprom PJSC Via Gaz Capital S.A.		
4.950% due 03/23/2027	1,800	1,575
4.950% due 02/06/2028	1,000	840
5.150% due 02/11/2026	5,700	5,273
7.288% due 08/16/2037	500	345
8.625% due 04/28/2034	2,372	1,957
Gazprom PJSC Via Gaz Finance PLC		
1.500% due 02/17/2027	EUR 31,800	28,445
2.950% due 01/27/2029	\$ 23,200	16,588
NPC Ukrenergo		
6.875% due 11/09/2028	1,200	960
Pacific Gas & Electric Co.		
2.100% due 08/01/2027	1,910	1,837
2.500% due 02/01/2031	2,600	2,328
2.950% due 03/01/2026	10,280	10,228
3.000% due 06/15/2028	11,288	10,896
3.150% due 01/01/2026	15,753	15,715
3.250% due 06/01/2031	3,800	3,511
3.300% due 03/15/2027	3,838	3,785
3.300% due 12/01/2027	14,666	14,377
3.750% due 07/01/2028	13,613	13,394
4.200% due 03/01/2029	9,900	9,810
4.400% due 03/01/2032	7,300	7,104
4.550% due 07/01/2030	50,195	49,893
4.650% due 08/01/2028	100	101
6.000% due 08/15/2035	4,400	4,617
Petroleos de Venezuela S.A. (c)		
5.375% due 04/12/2027	11,932	2,667
5.500% due 04/12/2037	10,372	2,318
6.000% due 11/15/2026	13,183	2,946
6.000% due 05/16/2034	8,283	1,851
9.000% due 11/17/2031	400	93
9.750% due 05/17/2035	4,730	1,152
Petroleos Mexicanos		
5.950% due 01/28/2031	5,319	5,206
6.700% due 02/16/2032	58,087	58,074
6.950% due 01/28/2060	6,116	5,042
7.690% due 01/23/2050	1,570	1,425

	額面金額 (単位: 千)	時価 (単位: 千)
Prosus NV		
1.985% due 07/13/2033	EUR 5,600	\$ 5,722
2.085% due 01/19/2030	4,200	4,659
3.061% due 07/13/2031	\$ 9,600	8,747
4.193% due 01/19/2032	4,000	3,856
Rio Oil Finance Trust Series 2014-3		
9.750% due 01/06/2027	184	190
Rio Oil Finance Trust Series 2018-1		
8.200% due 04/06/2028	1,330	1,374
Sprint Capital Corp.		
8.750% due 03/15/2032	2,200	2,677
Sprint Spectrum Co. LLC		
5.152% due 03/20/2028	1,379	1,387
SW Finance I PLC		
6.875% due 08/07/2032	GBP 7,000	9,551
Thames Water Super Senior Issuer PLC		
9.750% due 10/10/2027	3,877	5,821
Topaz Solar Farms LLC		
4.875% due 09/30/2039	\$ 4,436	3,943
5.750% due 09/30/2039	6,409	6,415
Valaris Ltd.		
8.375% due 04/30/2030	1,166	1,219
Windstream Services LLC		
8.250% due 10/01/2031	39,240	40,111
Woodside Finance Ltd.		
5.100% due 09/12/2034	4,800	4,766
Yorkshire Water Finance PLC		
6.000% due 07/22/2033	GBP 3,200	4,294
6.375% due 11/18/2034	1,700	2,333
		723,216
Total Corporate Bonds & Notes (Cost \$1,966,275)		1,966,967
CONVERTIBLE BONDS & NOTES 0.3%		
Cooperative Rabobank UA		
6.500% due 03/29/2170 (e)	EUR 17,444	23,202
Nationwide Building Society		
10.250% due 06/20/2166	GBP 4,792	8,219
SVB Financial Trust		
11.000% due 11/07/2029	\$ 0	55
Total Convertible Bonds & Notes (Cost \$36,559)		31,476
MUNICIPAL BONDS & NOTES 0.0%		
Chicago, Illinois, Build America Bonds, Series 2010		
6.630% due 02/01/2035	504	537
6.725% due 04/01/2035	238	256
7.350% due 07/01/2035	389	430
Golden State, California, Tobacco Securitization Corp. Revenue Bonds, Series 2021		
3.000% due 06/01/2046	500	450
Total Municipal Bonds & Notes (Cost \$1,685)		1,673
U.S. GOVERNMENT AGENCIES 68.0%		
Fannie Mae		
1.903% due 05/25/2048 (f)	1,671	231
3.000% due 04/01/2037	484	464
3.000% due 09/01/2049	167	149
3.000% due 03/01/2050	14,174	12,786
3.000% due 10/01/2051	1,222	1,086
3.000% due 12/01/2051	179	159
3.000% due 01/01/2052	98	87
3.000% due 02/01/2052	9,146	8,132
3.000% due 03/01/2052	20,204	17,954
3.000% due 04/01/2052	22,194	19,808
3.000% due 05/01/2052	7,041	6,263
3.000% due 06/01/2052	8,570	7,614
3.000% due 07/01/2052	6,505	5,777
Fannie Mae, TBA (g)		
2.500% due 11/01/2055	146,000	123,980
3.000% due 11/01/2040	1,800	1,725
3.000% due 12/01/2055	85,150	75,451
3.500% due 11/01/2055	38,883	35,854
3.500% due 12/01/2055	256,000	235,856
4.000% due 12/01/2055	53,050	50,319
5.000% due 12/01/2054	100,000	98,430
5.000% due 11/01/2055	36,000	35,824
6.000% due 11/01/2055	153,500	156,987
6.000% due 12/01/2055	558,100	571,846
6.500% due 11/01/2055	81,727	84,840
6.500% due 12/01/2055	1,038,633	1,077,052
7.000% due 12/01/2055	4,616	4,634

	額面金額 (単位: 千)	時価 (単位: 千)
3.000% due 08/01/2052	\$ 2,879	\$ 2,575
3.000% due 05/01/2053	101	90
3.500% due 08/01/2042	15	15
3.500% due 09/01/2047	138	130
3.500% due 03/01/2048	42	40
3.500% due 04/01/2051	556	521
4.000% due 12/01/2041	39	38
4.000% due 07/01/2042	33	32
4.000% due 08/01/2042	423	413
4.000% due 09/01/2042	112	108
4.000% due 10/01/2042	16	16
4.000% due 01/01/2043	4	4
4.000% due 11/01/2045	74	72
4.000% due 03/01/2047	23	23
4.000% due 04/01/2047	178	173
4.000% due 08/01/2047	3,027	2,930
4.000% due 10/01/2047	163	158
4.000% due 12/01/2047	76	74
4.000% due 01/01/2048	39	38
4.000% due 02/01/2048	396	383
4.000% due 07/01/2048	4,730	4,577
4.000% due 08/01/2048	2,966	2,867
4.000% due 09/01/2048	893	865
4.500% due 02/01/2038	1	1
4.500% due 01/01/2041	135	132
5.000% due 10/01/2035	51	52
5.000% due 12/01/2035	73	73
5.000% due 05/01/2038	2	2
5.000% due 11/01/2039	6	6
5.363% due 12/25/2054	7,339	7,370
5.500% due 07/01/2033	13	13
5.500% due 06/01/2035	565	571
5.500% due 04/01/2036	1	1
5.500% due 11/01/2036	1	1
5.500% due 03/01/2037	6	6
5.500% due 09/01/2037	4	4
5.500% due 02/01/2038	3	3
5.500% due 04/01/2038	10	10
6.000% due 09/01/2029	368	376
6.000% due 08/01/2031	15	15
6.000% due 06/01/2032	1	1
6.000% due 09/01/2039	325	328
6.000% due 10/01/2047	7	7
6.000% due 01/01/2053	9,804	10,075
6.000% due 02/01/2054	226	231
6.000% due 06/01/2054	16,241	16,626
6.000% due 09/01/2054	184	188
6.500% due 01/01/2037	1	1
6.500% due 10/01/2037	2	2
6.500% due 10/01/2053	480	499
6.500% due 11/01/2053	2,586	2,682
6.500% due 08/01/2055	3,190	3,303
7.000% due 09/01/2031	22	22

	額面金額 (単位：千)	時価 (単位：千)		額面金額 (単位：千)	時価 (単位：千)		額面金額 (単位：千)	時価 (単位：千)
Freddie Mac			3.500% due 12/20/2054	\$ 230	\$ 211	5.000% due 11/01/2055	\$ 461,096	\$ 459,749
2.202% due 06/15/2042 (f)	\$ 24	\$ 4	3.500% due 01/20/2055	796	729	5.500% due 11/01/2055	143,170	144,373
3.000% due 11/01/2046	48	44	3.500% due 06/20/2055	19,545	17,903	5.500% due 12/01/2055	450,430	453,881
3.000% due 12/01/2047	1,495	1,390	3.500% due 07/20/2055	28,815	26,394	6.000% due 11/01/2052	49,720	50,607
3.000% due 03/01/2048	86	78	3.500% due 08/20/2055	496,100	454,414	6.000% due 12/01/2055	135,081	137,472
3.000% due 12/01/2051	152	136	4.000% due 06/20/2041	1	1	6.500% due 01/01/2056	63,000	64,866
3.000% due 04/01/2052	473	421	4.000% due 04/20/2047	1,179	1,135	Total U.S. Government Agencies		8,681,585
3.000% due 05/01/2052	6,675	5,928	4.000% due 05/20/2047	21,769	20,958	(Cost \$8,678,017)		
3.000% due 01/01/2053	69	61	4.000% due 06/20/2047	10,322	9,937	U.S. TREASURY OBLIGATIONS 12.6%		
3.000% due 03/01/2053	235	209	4.000% due 07/20/2047	8,897	8,599	Treasury Inflation Protected Securities (h)		
3.500% due 10/01/2039	88	84	4.000% due 02/20/2048	6,109	5,881	0.125% due 07/15/2026 (p)	52,983	52,697
3.500% due 10/01/2047	1,628	1,531	4.000% due 05/20/2049	21,260	20,340	0.125% due 10/15/2026 (p)	52,562	52,101
3.500% due 12/01/2047	513	482	4.000% due 02/20/2050	251	241	0.125% due 01/15/2031	2,116	1,984
3.500% due 03/01/2048	1,759	1,652	4.000% due 07/20/2050	125	119	0.125% due 07/15/2031 (p)	8,026	7,485
3.500% due 04/01/2048	777	729	4.000% due 08/20/2050	19	19	0.250% due 07/15/2029 (p)	149,025	144,237
3.500% due 10/01/2048	773	723	4.000% due 09/20/2050	1,493	1,430	0.250% due 02/15/2050	23,136	19,908
3.500% due 12/01/2048	1,898	1,780	4.000% due 10/20/2050	48,055	46,087	0.375% due 01/15/2027 (p)	6,228	6,164
3.500% due 03/01/2049	1,179	1,102	4.000% due 11/20/2052	212	202	0.375% due 07/15/2027 (p)	1,669	1,653
3.500% due 05/01/2051	63	58	4.500% due 10/20/2035	272	268	0.625% due 07/15/2032	96,117	90,892
4.000% due 08/01/2042	371	365	4.500% due 01/20/2040	69	68	0.625% due 02/15/2043	3,100	2,378
4.000% due 09/01/2042	517	509	4.500% due 03/20/2040	5	5	0.750% due 07/15/2028 (p)	36,597	36,300
4.000% due 12/01/2042	6	6	4.500% due 07/15/2040	956	951	0.750% due 02/15/2042	7,312	5,846
4.000% due 04/01/2047	247	239	4.500% due 08/15/2040	1,050	1,048	0.750% due 02/15/2045	19,949	15,062
4.000% due 05/01/2047	238	231	4.500% due 08/20/2040	698	705	0.875% due 01/15/2029 (p)	66,812	66,096
4.000% due 08/01/2047	414	401	4.500% due 09/20/2040	2,925	2,951	0.875% due 02/15/2047	23,353	17,474
4.000% due 08/01/2048	498	482	4.500% due 10/20/2040	788	766	1.000% due 02/15/2046	12,579	9,821
4.000% due 09/01/2048	205	198	4.500% due 01/20/2041	3,752	3,787	1.000% due 02/15/2048	27,327	20,740
4.000% due 12/01/2048	7,168	6,935	4.500% due 02/20/2041	1,826	1,826	1.000% due 02/15/2049 (p)	69,279	51,781
4.000% due 02/01/2049	3,196	3,090	4.500% due 03/20/2041	6,802	6,828	1.375% due 07/15/2033	224,975	221,445
4.000% due 03/01/2049	229	222	4.500% due 04/15/2041	943	939	1.375% due 02/15/2044	3,614	3,122
5.000% due 06/01/2034	49	49	4.500% due 04/20/2041	736	742	1.500% due 02/15/2053	28,446	23,094
5.000% due 08/01/2035	34	34	4.500% due 06/20/2041	6,467	6,493	1.625% due 04/15/2030	29,107	28,472
5.000% due 01/01/2037	2	2	4.500% due 07/20/2041	1,658	1,673	1.750% due 01/15/2034	27,613	27,729
5.000% due 01/01/2038	1	1	4.500% due 09/20/2041	166	168	1.875% due 07/15/2034	168,604	171,043
5.000% due 06/01/2054	197	196	4.500% due 10/20/2041	988	989	2.125% due 02/15/2040	3,747	3,788
5.383% due 12/25/2054	6,085	6,114	4.500% due 12/20/2041	1,494	1,507	2.125% due 02/15/2041	2,071	2,078
5.500% due 01/01/2035	221	223	4.500% due 05/20/2043	341	344	U.S. Treasury Bonds		
5.500% due 05/01/2037	1	1	4.500% due 07/20/2043	232	234	2.250% due 08/15/2046	100	67
5.500% due 06/01/2037	81	81	5.000% due 08/20/2030	116	117	2.750% due 08/15/2047	2,830	2,075
5.750% due 05/01/2037	72	75	5.000% due 05/20/2040	241	242	3.000% due 08/15/2048	155	118
6.000% due 07/01/2037	28	28	5.000% due 04/20/2041	6	6	3.000% due 02/15/2049	77	58
6.000% due 01/01/2053	1,522	1,563	5.500% due 05/20/2038	6	6	3.125% due 05/15/2048	180	140
6.000% due 03/01/2054	4,056	4,154	5.500% due 06/20/2038	26	27	4.250% due 08/15/2054	22,900	21,360
6.000% due 04/01/2054	929	953	5.500% due 07/20/2038	30	30	4.375% due 08/15/2043	33,800	32,887
6.000% due 06/01/2054	359	368	5.500% due 08/20/2038	212	213	4.500% due 11/15/2054	129,000	125,495
6.000% due 07/01/2054	65,550	67,149	5.500% due 09/20/2038	65	65	4.625% due 05/15/2054	116,900	115,978
6.000% due 09/01/2054	3,838	3,932	5.500% due 10/20/2038	14	14	4.875% due 08/15/2045	6,912	7,120
			5.500% due 01/20/2039	9	9	U.S. Treasury Notes		
Ginnie Mae			5.500% due 02/20/2039	23	23	1.625% due 02/15/2026 (p)	2,200	2,186
3.000% due 06/20/2052	1	1	5.500% due 09/20/2039	42	43	2.000% due 11/15/2026 (p)	800	786
3.500% due 09/20/2046	5	5	5.500% due 10/20/2039	4	4	2.250% due 02/15/2027 (p)	28,000	27,507
3.500% due 12/20/2050	97	89	5.500% due 11/20/2039	195	196	2.375% due 05/15/2029 (p)	32,200	30,869
3.500% due 01/20/2051	41	38	5.500% due 01/20/2040	171	170	2.625% due 02/15/2029 (p)	5,000	4,847
3.500% due 07/20/2051	87	80	5.500% due 06/20/2040	169	174	2.750% due 08/15/2032 (p)	150,100	140,068
3.500% due 10/20/2051	17	16	5.500% due 07/20/2053	16,372	16,609	2.875% due 05/15/2032	290	274
3.500% due 01/20/2052	334	308	5.500% due 08/20/2053	14,376	14,571	4.250% due 08/15/2035	10,911	11,048
3.500% due 02/20/2052	276	255	Ginnie Mae, TBA (g)			Total U.S. Treasury Obligations		1,601,273
3.500% due 03/20/2052	23,670	21,888	2.000% due 12/01/2055	19,000	15,807	(Cost \$1,707,536)		
3.500% due 04/20/2052	94	86	2.500% due 12/01/2055	46,200	39,994	MORTGAGE BACKED SECURITIES 31.6%		
3.500% due 05/20/2052	5,952	5,500	3.000% due 11/01/2055	751,000	674,961	Accredited Mortgage Loan Trust		
3.500% due 06/20/2052	4,710	4,344	3.000% due 12/01/2055	176,929	158,987	5.801% due 07/25/2035	2,206	2,021
3.500% due 09/20/2052	12,777	11,370	3.500% due 12/01/2055	392,944	359,707	ACE Securities Corporation Home Equity Loan Trust		
3.500% due 10/20/2052	69,988	64,315	4.000% due 11/01/2055	708,550	670,344	4.416% due 08/25/2036	2,042	2,003
3.500% due 11/20/2052	16,174	14,869	4.000% due 12/01/2055	304,850	288,288	4.901% due 01/25/2035	672	651
3.500% due 12/20/2052	3,196	2,933	4.500% due 11/01/2055	588,135	574,104	5.006% due 08/25/2035	5,031	5,036
3.500% due 01/20/2053	372	343	4.500% due 12/01/2055	546,665	533,111	5.036% due 11/25/2034	750	762
3.500% due 08/20/2054	361	331	5.000% due 12/01/2054	437,004	435,215	5.276% due 02/25/2035	4,987	4,873
3.500% due 09/20/2054	6,095	5,614						
3.500% due 10/20/2054	525	481						

	額面金額 (単位：千)	時価 (単位：千)
Adjustable Rate Mortgage Trust		
4.751% due 05/25/2036	\$ 801	\$ 694
5.056% due 08/25/2035	1,873	1,713
AFC Home Equity Loan Trust		
4.918% due 06/25/2029	1,359	1,024
Alternative Loan Trust		
4.150% due 08/25/2036	4,005	3,753
4.336% due 09/20/2046	300	311
4.362% due 08/25/2035	372	350
4.406% due 07/25/2035	649	499
4.446% due 05/25/2047	1,937	1,772
4.466% due 07/25/2036	2,916	2,962
4.486% due 08/25/2046	7,270	6,459
4.506% due 02/25/2035	199	188
4.506% due 05/25/2036	10,139	8,662
4.558% due 05/25/2035	737	547
4.558% due 09/25/2035	2,382	1,442
4.568% due 03/20/2046	4,294	4,067
4.606% due 05/25/2037	1,707	712
4.606% due 12/25/2046	10,185	8,769
4.646% due 07/25/2036	15,578	14,382
4.666% due 08/25/2035	385	375
4.706% due 01/25/2036	4,655	4,327
4.786% due 12/20/2035	4,201	4,032
4.798% due 11/20/2035	288	282
5.398% due 11/20/2035	459	417
5.458% due 08/25/2035	288	252
5.500% due 04/25/2034	6,705	6,806
5.500% due 02/25/2035	609	599
5.500% due 06/25/2035	3,588	2,901
5.500% due 08/25/2035	41	35
5.500% due 09/25/2035	1,892	1,258
5.500% due 11/25/2035	1,425	782
5.500% due 02/25/2036	13	7
5.750% due 07/25/2037	334	189
5.756% due 10/25/2034	1,276	1,265
5.856% due 09/25/2034	408	385
6.000% due 04/25/2036	1,934	944
6.000% due 11/25/2036	1,984	1,084
6.000% due 07/25/2037	24,468	12,672
7.000% due 10/25/2037	27,541	9,236
Ameriqwest Mortgage Securities Trust		
4.721% due 03/25/2036	17,953	17,474
Ameriqwest Mortgage Securities, Inc. Asset-Backed Pass-Through Certificates		
3.128% due 09/25/2032	38	38
4.408% due 11/25/2033	1,245	1,277
5.126% due 01/25/2036	8,685	7,765
5.861% due 10/25/2034	9,556	9,177
Angel Oak Mortgage Trust		
6.500% due 12/25/2067	2,695	2,723
Argent Mortgage Loan Trust		
4.586% due 05/25/2035	14,902	13,672
Argent Securities Trust		
4.466% due 04/25/2036	7,277	2,292
Argent Securities, Inc. Asset-Backed Pass-Through Certificates		
3.804% due 09/25/2033	1,393	1,375
4.871% due 10/25/2035	36,400	34,344
Asset-Backed Funding Certificates Trust		
4.546% due 10/25/2036	13,188	11,817
4.766% due 03/25/2035	6,724	6,630
4.841% due 06/25/2035	4,297	4,224
5.081% due 06/25/2035	3,608	3,457
Asset-Backed Securities Corporation Home Equity Loan Trust		
3.460% due 05/25/2036	40,280	38,130
Avon Finance		
6.974% due 12/28/2049	GBP 2,400	3,167

	額面金額 (単位：千)	時価 (単位：千)
BAMLL Commercial Mortgage Securities Trust		
2.847% due 04/20/2042	\$ 10,620	\$ 8,678
3.110% due 04/25/2050	28,512	27,718
3.110% due 08/25/2052	10,000	8,912
Banc of America Alternative Loan Trust		
3.790% due 01/24/2049	36	33
6.000% due 07/25/2046	1,113	982
Banc of America Funding Trust		
4.949% due 01/20/2047	56	48
4.966% due 04/25/2037	6,721	5,777
4.982% due 02/20/2035	949	833
6.123% due 06/20/2036	3,376	2,842
BCAP LLC Trust		
4.343% due 04/26/2036	4,419	2,043
5.876% due 04/26/2037	2,733	1,199
Bear Stearns Adjustable Rate Mortgage Trust		
5.388% due 11/25/2034	110	102
Bear Stearns Alternative-A Trust		
4.233% due 01/25/2036	73	71
4.446% due 04/25/2037	5,464	4,940
4.526% due 11/25/2046	5,899	4,616
4.826% due 08/25/2035	3,155	3,099
Bear Stearns Asset-Backed Securities I Trust		
2.494% due 05/25/2036 (f)	7,855	207
4.406% due 06/25/2047	1,611	1,606
4.506% due 05/25/2036	12,411	2,970
4.511% due 07/25/2036	7,180	7,127
4.586% due 02/25/2037	640	938
4.618% due 11/25/2035	2,325	2,424
4.682% due 06/25/2034	2,205	2,263
4.721% due 02/25/2036	6,144	6,161
5.025% due 12/25/2035	9,278	9,228
5.156% due 08/25/2037	13,883	12,721
5.258% due 09/25/2034	3,161	3,306
6.131% due 03/25/2035	3,262	3,256
Bear Stearns Asset-Backed Securities Trust		
5.500% due 11/25/2033	2,884	2,583
Bear Stearns Mortgage Funding Trust		
4.506% due 02/25/2037	4,171	3,969
Benchmark Mortgage Trust		
3.899% due 03/15/2062	10,975	8,403
BINOM Securitization Trust		
4.441% due 08/25/2057	12,001	11,713
Bridgegate Funding PLC		
6.221% due 10/16/2062	GBP 12,821	16,932
6.971% due 10/16/2062	18,993	25,107
7.971% due 10/16/2062	9,971	13,194
8.971% due 10/16/2062	7,217	9,534
BSST Mortgage Trust		
6.883% due 02/15/2037	\$ 11,000	3,735
7.533% due 02/15/2037	24,700	6,601
8.533% due 02/15/2037	7,500	1,296
BX Commercial Mortgage Trust		
5.045% due 02/15/2039	2,067	2,065
BX Trust		
5.792% due 10/15/2036	16,400	16,382
6.042% due 10/15/2036	25,610	25,563
Canterbury Finance No.4 PLC		
4.821% due 05/16/2058	GBP 21,986	28,911
Carrington Mortgage Loan Trust		
5.276% due 02/25/2035	\$ 3,468	3,439
CBA Commercial Small Balance Commercial Mortgage		
6.040% due 01/25/2039	325	315
Chase Home Lending Mortgage Trust		
3.250% due 03/25/2063	18,319	16,693
Chase Mortgage Finance Trust		
4.463% due 12/25/2035	3,404	2,968
ChaseFlex Trust		
4.706% due 07/25/2037	781	694

	額面金額 (単位：千)	時価 (単位：千)
Chevy Chase Funding LLC Mortgage-Backed Certificates		
4.466% due 03/25/2035	\$ 148	\$ 148
CIM Trust		
3.250% due 10/25/2058	14,313	13,175
6.639% due 12/25/2067	3,163	3,181
CIT Mortgage Loan Trust		
5.606% due 10/25/2037	19,050	19,377
Citigroup Mortgage Loan Trust		
0.000% due 09/25/2064	122,123	104,485
4.386% due 12/25/2036	1,521	1,495
4.426% due 12/25/2036	8,803	4,990
4.562% due 08/25/2036	14,408	5,741
4.926% due 09/25/2037	9,908	8,806
4.977% due 08/25/2036	2,989	2,805
5.023% due 07/25/2037	1,870	1,668
6.000% due 11/25/2035	176	179
7.250% due 05/25/2036	7,534	3,752
7.264% due 01/25/2037	2,028	862
Citigroup Mortgage Loan Trust, Inc.		
5.141% due 05/25/2035	8,929	8,585
7.856% due 07/25/2037	3,507	3,472
Commercial Mortgage Trust		
0.000% due 04/10/2047 (f)	3,465	0
7.297% due 12/15/2038	8,575	8,004
Conseco Finance Corp.		
6.920% due 12/01/2030	154	155
7.500% due 03/01/2030	43,484	11,312
7.600% due 04/15/2026	4,848	342
Countrywide Asset-Backed Certificates		
4.606% due 08/26/2033	111	111
5.981% due 05/25/2035	6,245	6,306
Countrywide Home Loan Mortgage Pass-Through Trust		
4.038% due 03/25/2037	2,422	2,164
4.419% due 11/25/2037	3,625	3,422
4.652% due 10/20/2035	2,893	2,763
4.823% due 11/25/2034	5	5
5.399% due 06/25/2034	1	1
5.500% due 11/25/2035	4,704	2,607
5.750% due 08/25/2037	550	276
6.000% due 07/25/2036	16,553	7,853
6.000% due 11/25/2037	2,642	1,146
Credit Suisse First Boston Mortgage Securities Corp.		
6.556% due 01/25/2033	604	618
Credit Suisse Mortgage Capital		
4.134% due 10/26/2036	108	99
4.612% due 11/27/2036	7,548	7,313
Credit Suisse Mortgage Capital Mortgage-Backed Trust		
5.400% due 03/25/2037	611	280
6.000% due 05/25/2036	1,607	833
Credit Suisse Mortgage Capital Trust		
0.000% due 01/25/2058	17	17
0.000% due 04/25/2058 (f)	1	1
2.973% due 07/25/2057	2,670	2,321
3.431% due 11/10/2032	1,922	1,539
3.549% due 01/25/2058	15,053	12,430
4.723% due 04/25/2058	22,241	20,737
4.868% due 06/25/2050	35,008	31,771
5.194% due 07/15/2032	2,153	2,145
5.394% due 07/15/2032	2,400	2,391
6.859% due 06/01/2050	24,108	24,039
Credit-Based Asset Servicing & Securitization LLC		
7.480% due 03/25/2046	4,266	3,904
Cross Mortgage Trust		
6.093% due 04/25/2069	5,153	5,204
CWABS Asset-Backed Certificates Trust		
3.801% due 12/25/2034	7,891	7,391
4.326% due 08/25/2037	23,906	22,203
4.336% due 10/25/2047	1,136	1,132
4.356% due 02/25/2036	716	699

	額面金額 (単位: 千)	時価 (単位: 千)		額面金額 (単位: 千)	時価 (単位: 千)		額面金額 (単位: 千)	時価 (単位: 千)
4.386% due 06/25/2035	\$ 1,230	\$ 1,137	GE-WMC Asset-Backed Pass-Through Certificates			Impac Secured Assets Trust		
4.386% due 06/25/2037	10,244	9,804	4.796% due 10/25/2035	\$ 10,060	\$ 9,006	4.326% due 05/25/2037	\$ 239	\$ 203
4.466% due 11/25/2047	16	134	Glen Securities Finance DAC			4.486% due 01/25/2037	1,580	1,370
4.566% due 05/25/2037	9,128	8,958	4.116% due 10/28/2038	EUR 3,302	3,850	IndyMac IMJA Mortgage Loan Trust		
4.586% due 05/25/2036	7,812	6,837	5.116% due 10/28/2038	2,477	2,856	6.500% due 10/25/2037	8,155	3,817
4.586% due 03/25/2037	14,714	14,193	5.916% due 10/28/2038	1,211	1,380	IndyMac IMSC Mortgage Loan Trust		
4.586% due 03/25/2047	22,401	21,488	GMAC Commercial Mortgage Asset Corp.			3.827% due 06/25/2037	7,472	4,496
4.626% due 09/25/2046	5,067	4,892	5.456% due 03/10/2051	\$ 11,401	10,214	IndyMac INDX Mortgage Loan Trust		
4.631% due 08/25/2036	1,626	1,605	GreenPoint Mortgage Funding Trust			3.223% due 07/25/2037	15,211	13,120
4.806% due 03/25/2036	1,207	1,101	4.666% due 11/25/2045	30	23	3.383% due 04/25/2037	12,122	11,005
5.186% due 05/25/2036	1,923	1,640	Grifonos Finance No.1 PLC			3.630% due 04/25/2037	5,071	4,556
5.201% due 06/25/2035	8,126	8,111	2.344% due 08/28/2039	EUR 297	333	3.814% due 03/25/2036	3,275	2,228
5.406% due 08/25/2035	3,000	2,946	GS Mortgage-Backed Securities Corp. Trust			4.162% due 11/25/2036	9,731	5,838
5.633% due 06/25/2035	8,644	7,751	2.000% due 12/25/2060	\$ 2,390	2,071	4.466% due 02/25/2037	18,458	17,427
5.681% due 11/25/2034	5,123	5,165	GS Mortgage-Backed Securities Trust			4.486% due 10/25/2036	4,434	1,804
CWABS, Inc. Asset-Backed Certificates			0.000% due 08/25/2071 (i)	950	789	4.526% due 04/25/2046	760	710
5.456% due 08/25/2047	29,506	28,095	4.185% due 08/25/2071	97,349	92,348	4.706% due 07/25/2035	4,850	3,928
CWABS, Inc. Asset-Backed Certificates Trust			5.943% due 04/25/2065	38,654	40,258	Jefferies Resecuritization Trust		
5.681% due 03/25/2035	11,244	11,241	CSAA Home Equity Trust			8.197% due 06/25/2047	373	313
6.506% due 02/25/2035	7,049	6,144	4.124% due 03/25/2036	586	351	Jeromino Funding DAC		
DBGS Mortgage Trust			4.546% due 05/25/2047	1,365	808	3.189% due 10/25/2064	EUR 21,072	24,433
6.947% due 10/15/2036	15,000	13,945	6.182% due 11/25/2036	2,818	636	JPMorgan Alternative Loan Trust		
Deutsche Alternative-A Securities Mortgage Loan Trust			6.500% due 11/25/2037	20	7	4.105% due 09/25/2036	\$ 7,064	5,847
4.426% due 03/25/2037	8,098	3,811	6.619% due 07/25/2036	1,913	534	4.604% due 03/25/2036	2,221	162
4.606% due 09/25/2047	9,416	8,325	GSAMP Trust			4.643% due 05/25/2036	484	287
4.766% due 08/25/2037	15,847	12,576	4.266% due 01/25/2037	14,958	9,267	4.666% due 04/25/2047	1,148	1,108
Deutsche Alternative-A Securities, Inc. Mortgage Loan Trust			4.386% due 03/25/2047	3,629	3,336	5.730% due 03/25/2036	34	34
4.523% due 10/25/2035	6,415	5,137	4.626% due 06/25/2036	7,694	7,536	6.000% due 12/27/2036	1,601	771
Deutsche Mortgage & Asset Receiving Corp.			4.751% due 11/25/2035	4,671	4,618	JPMorgan Chase Commercial Mortgage Securities Trust		
4.173% due 11/27/2036	25	25	5.081% due 08/25/2034	2,219	2,272	4.128% due 07/05/2031	2,500	2,190
Deutsche Mortgage Securities, Inc. Re-REMIC Trust Certificates			5.081% due 04/25/2035	4,570	4,353	4.248% due 07/05/2033	1,925	1,836
4.900% due 06/27/2037	8,989	7,994	5.906% due 06/25/2035	2,932	2,888	5.496% due 12/15/2036	3,200	1,830
Dom BV			GSMSC Resecuritization Trust			6.497% due 09/15/2029	1,740	1,393
2.644% due 06/15/2053	EUR 1,735	2,003	1.925% due 04/26/2037	44,351	10,028	6.812% due 11/15/2038	16,193	16,253
Downey Savings & Loan Association Mortgage Loan Trust			3.974% due 09/26/2038	3,375	2,052	7.235% due 10/05/2040	6,900	7,287
4.336% due 10/19/2036	\$ 6,009	5,528	CSR Mortgage Loan Trust			JPMorgan Mortgage Acquisition Corp.		
4.806% due 09/19/2045	4,548	2,400	2.584% due 03/25/2037 (f)	7,311	695	5.036% due 12/25/2035	6,229	6,171
Elington Loan Acquisition Trust			4.406% due 03/25/2037	7,311	1,090	JPMorgan Mortgage Acquisition Trust		
5.206% due 05/25/2037	691	683	HarborView Mortgage Loan Trust			4.378% due 08/25/2036	8,402	8,047
EMC Mortgage Loan Trust			4.308% due 06/19/2036	5,989	3,054	4.378% due 06/25/2037	31,985	31,304
5.156% due 04/25/2042	2,995	3,077	4.336% due 08/19/2037	5,316	4,795	4.386% due 06/25/2037	22,826	20,492
Encore Credit Receivables Trust			4.626% due 12/19/2036	644	623	4.406% due 12/25/2036	12,733	6,760
5.036% due 11/25/2035	6,436	6,203	4.648% due 11/19/2036	2,263	1,828	4.432% due 11/25/2036	1,976	2,051
Eurosaif-UK PLC			4.706% due 02/19/2036	8,648	5,075	4.511% due 05/25/2036	4,835	4,887
4.877% due 09/13/2045	GBP 2,634	3,378	4.786% due 08/19/2045	6,337	5,002	4.541% due 05/25/2036	12,919	12,528
5.057% due 06/13/2045	2,177	2,860	Hilton USA Trust			JPMorgan Mortgage Trust		
FBR Securitization Trust			2.828% due 11/05/2035	1,000	838	4.406% due 10/25/2035	2,808	1,964
4.781% due 10/25/2035	\$ 16,222	13,707	Home Equity Asset Trust			5.250% due 11/25/2063	755	760
4.871% due 09/25/2035	4,776	4,711	4.586% due 10/25/2036	23,475	15,257	5.329% due 01/25/2037	306	257
FFMLT Trust			Home Equity Mortgage Loan Asset-Backed Trust			6.000% due 01/25/2036	1,695	752
5.036% due 11/25/2035	2,069	1,950	4.246% due 11/25/2036	8,956	8,544	6.000% due 06/25/2037	3,216	1,243
Finance of America Structured Securities Trust			4.346% due 04/25/2037	11,419	7,846	7.000% due 08/25/2037	2,155	1,053
3.500% due 09/25/2055	94,435	91,833	4.466% due 06/25/2036	977	957	JPMorgan Resecuritization Trust		
First Franklin Mortgage Loan Trust			4.646% due 06/25/2036	16,729	13,626	4.751% due 02/26/2037	1,504	1,412
4.007% due 04/25/2035	2,171	2,149	5.006% due 08/25/2035	684	683	Jubilee Place 6 BV		
4.416% due 11/25/2036	58,328	51,827	Household Capital RMBS			2.833% due 09/17/2060	EUR 1,416	1,640
4.426% due 04/25/2036	2,799	2,763	5.740% due 07/20/2066	AUD 34,294	22,702	Kentmere No.4 PLC		
4.781% due 03/25/2034	1,589	1,617	6.740% due 07/20/2066	7,470	4,941	0.000% due 01/28/2039	GBP 13,618	7,482
4.796% due 01/25/2036	24,773	23,503	HSI Asset Loan Obligation Trust			4.769% due 01/28/2039	50,197	65,896
First Horizon Alternative Mortgage Securities Trust			6.350% due 12/25/2036	\$ 445	314	Lansdowne Mortgage Securities No.1 PLC		
0.894% due 05/25/2035 (f)	1,044	63	HSI Asset Securitization Corp. Trust			2.314% due 06/15/2045	EUR 1,262	1,440
4.606% due 05/25/2035	1,045	594	4.206% due 07/25/2036	2,073	896	Legacy Mortgage Asset Trust		
Fremont Home Loan Trust			4.406% due 07/25/2036	30,946	13,525	0.000% due 09/25/2059	\$ 34,948	14,947
4.386% due 02/25/2037	5,672	4,254	4.481% due 05/25/2037	5,322	5,317	0.000% due 09/25/2059 (f)	510,830	2,120
4.396% due 05/25/2036	2,608	2,574	Impac CMB Trust			3.000% due 09/25/2059	67,809	66,231
4.766% due 01/25/2036	3,539	3,440	4.952% due 01/25/2035	5,756	5,631	3.677% due 09/25/2059	38,539	28,446
5.126% due 01/25/2035	6,493	6,026	Impac Secured Assets Corp.			4.251% due 09/25/2059	72,719	63,117
			4.666% due 03/25/2036	6,023	5,370	Lehman XS Trust		
						4.306% due 02/25/2037	10,834	9,993

	額面金額 (単位: 千)	時価 (単位: 千)		額面金額 (単位: 千)	時価 (単位: 千)		額面金額 (単位: 千)	時価 (単位: 千)
4.466% due 09/25/2036	\$ 3,470	\$ 3,487	Natixis Commercial Mortgage Securities Trust			PRET LLC		
4.486% due 12/25/2036	11,475	9,421	3.821% due 02/15/2039	\$ 2,900	\$ 2,722	5.843% due 09/25/2051	\$ 23,169	\$ 23,194
4.506% due 06/25/2046	6,956	5,953	New Century Home Equity Loan Trust			5.851% due 12/25/2054	8,929	8,945
4.626% due 02/25/2046	519	473	5.231% due 10/25/2033	96	97	5.925% due 10/25/2054	13,655	13,670
4.626% due 02/25/2047	17,190	15,616	New Residential Mortgage Loan Trust			PRET Trust		
5.806% due 10/25/2037	9,949	9,491	4.000% due 08/27/2057	727	713	3.900% due 10/25/2063	4,206	4,077
6.500% due 06/25/2046	3,974	3,463	New York Mortgage Trust			Prime Mortgage Trust		
Long Beach Mortgage Loan Trust			4.646% due 04/25/2035	362	355	6.000% due 04/25/2037	3,413	2,945
4.486% due 02/25/2036	27,215	24,244	Newgate Funding PLC			PRKCM Trust		
4.486% due 03/25/2046	30,992	11,098	4.267% due 12/15/2050	GBP 10,315	13,237	6.584% due 09/25/2058	5,597	5,644
MASTR Adjustable Rate Mortgages Trust			Nomura Asset Acceptance Corporation Alternative Loan Trust			PRPM LLC		
4.249% due 04/25/2034	1	1	4.206% due 08/25/2036	\$ 4,932	1,331	4.500% due 02/25/2055	879	874
5.309% due 12/25/2046	4,802	4,602	5.034% due 05/25/2035	2,385	1,136	PRPM Trust		
Mastr Asset-Backed Securities Trust			Nomura Home Equity Loan, Inc. Home Equity Loan Trust			6.250% due 08/25/2068	5,563	5,610
4.546% due 11/25/2036	22	13	4.426% due 02/25/2037	1,192	1,095	RAAC Trust		
4.661% due 01/25/2036	6,571	6,334	4.566% due 02/25/2037	1,118	1,026	4.811% due 02/25/2036	6,581	6,412
5.256% due 08/25/2037	11,793	10,398	4.871% due 05/25/2035	4,077	4,083	5.231% due 06/25/2047	20,442	16,000
Mastr Specialized Loan Trust			6.245% due 10/25/2038	20,612	3,567	RBSGC Mortgage Loan Trust		
4.826% due 02/25/2036	5,111	4,301	Nomura Resecuritization Trust			6.000% due 01/25/2037	1	1
Merrill Lynch First Franklin Mortgage Loan Trust			1.641% due 03/26/2037	4,518	3,662	RCKT Mortgage Trust		
7.106% due 10/25/2037	10,437	10,245	NovoStar Mortgage Funding Trust			4.795% due 09/25/2055	17,212	17,166
Merrill Lynch Mortgage Investors Trust			4.306% due 09/25/2037	10,639	10,529	5.582% due 12/25/2044	9,076	9,157
4.386% due 05/25/2037	16,309	8,152	4.426% due 05/25/2038	1,772	1,759	5.653% due 01/25/2045	9,235	9,333
4.386% due 10/25/2037	52,843	7,343	4.426% due 10/25/2036	4,987	2,326	Renaissance Home Equity Loan Trust		
4.826% due 07/25/2034	4,138	3,739	NYO Commercial Mortgage Trust			4.826% due 11/25/2034	243	217
4.901% due 09/25/2035	29	29	6.142% due 11/15/2038	30,130	29,810	5.106% due 09/25/2037	26	21
5.186% due 10/25/2035	189	190	6.692% due 11/15/2038	14,400	14,110	5.612% due 04/25/2037	10,124	2,590
6.199% due 02/25/2033	12	11	OBX Trust			5.640% due 11/25/2035	105	105
MFA Trust			3.698% due 04/25/2053	13,759	13,572	5.675% due 06/25/2037	5,030	1,217
6.775% due 10/25/2058	4,034	4,072	6.319% due 01/25/2062	7,594	7,604	Residential Accredited Securities Corporation Trust		
Mill City Mortgage Loan Trust			6.520% due 07/25/2063	4,349	4,383	4.326% due 02/25/2037	15,991	15,766
3.250% due 01/25/2061	1,450	1,252	Option One Mortgage Loan Trust			4.601% due 04/25/2036	1,458	1,451
Morgan Stanley Asset-Backed Securities Capital I, Inc. Trust			4.226% due 03/25/2037	4,542	4,468	4.640% due 04/25/2034	945	904
4.336% due 11/25/2036	1,796	1,065	4.246% due 03/25/2037	23,284	21,418	4.706% due 01/25/2037	35,709	27,529
4.356% due 07/25/2036	3,888	3,591	4.306% due 07/25/2036	63	38	4.721% due 03/25/2036	6,180	6,111
4.366% due 02/25/2037	6,674	2,964	4.306% due 02/25/2037	16,206	8,026	5.081% due 09/25/2035	3,932	3,938
4.406% due 07/25/2036	41,300	15,115	4.386% due 07/25/2036	11,937	7,179	5.141% due 08/25/2035	1,089	1,090
4.588% due 06/25/2036	16,847	15,041	4.386% due 03/25/2037	4,052	2,729	Residential Asset Mortgage Products Trust		
4.606% due 07/25/2036	41,187	15,110	4.606% due 07/25/2036	4,960	2,983	4.456% due 10/25/2036	10,310	10,146
4.646% due 03/25/2036	2,996	2,934	4.916% due 02/25/2035	3,416	3,062	4.781% due 11/25/2035	4,887	4,855
4.841% due 07/25/2035	3,243	3,204	Owinit Mortgage Loan Trust			4.786% due 12/25/2035	8,528	7,711
5.106% due 03/25/2033	53	53	4.366% due 10/25/2037	2,830	3,003	4.856% due 09/25/2035	3,040	3,037
5.106% due 07/25/2037	270	269	4.426% due 10/25/2037	1,944	2,069	5.051% due 10/25/2035	1,500	1,338
Morgan Stanley Bank of America Merrill Lynch Trust			4.486% due 07/25/2037	934	1,013	Residential Mortgage Acceptance Corporation No.3 PLC		
0.763% due 11/15/2052 (f)	122,807	1,235	4.646% due 03/25/2037	2,936	2,867	5.184% due 02/15/2047	GBP 16,236	21,401
Morgan Stanley Capital I Trust			5.126% due 03/25/2036	2,520	2,240	Residential Mortgage Acceptance Corporation Securities No.1 PLC		
2.428% due 04/05/2042	13,500	11,926	Park Place Securities, Inc. Asset-Backed Pass-Through Certificates			2.459% due 06/12/2044	EUR 2,665	2,956
5.730% due 08/15/2033	2,619	578	4.841% due 09/25/2035	1,447	1,427	Saxon Asset Securities Trust		
6.524% due 12/15/2038	21,942	19,614	4.886% due 09/25/2035	25,075	23,301	1.357% due 03/25/2035	\$ 158	140
7.223% due 12/15/2038	7,750	6,779	5.576% due 01/25/2035	2,000	1,700	1.568% due 05/25/2035	2,058	2,012
Morgan Stanley Capital I, Inc. Trust			6.131% due 12/25/2034	25,574	25,537	5.856% due 12/25/2037	2,011	1,942
4.646% due 02/25/2036	18,254	18,059	People's Financial Realty Mortgage Securities Trust			Securitized Asset-Backed Receivables LLC Trust		
Morgan Stanley Home Equity Loan Trust			4.266% due 09/25/2036	25,578	4,679	4.646% due 03/25/2036	3,883	3,618
4.616% due 02/25/2036	13,330	12,786	PHH Alternative Mortgage Trust			4.931% due 10/25/2035	9,229	8,919
Morgan Stanley IXIS Real Estate Capital Trust			5.006% due 05/25/2037	861	699	5.156% due 03/25/2035	3,947	3,878
4.568% due 07/25/2036	9,376	3,700	PMF PLC			Sequoia Mortgage Trust		
Morgan Stanley Mortgage Loan Trust			0.000% due 01/16/2060	GBP 66	11,072	4.427% due 11/25/2063	7,652	7,709
3.257% due 11/25/2037	1,108	770	4.771% due 01/16/2060	108,113	142,464	4.546% due 05/20/2035	721	670
6.000% due 12/25/2035	480	174	5.071% due 01/16/2060	17,611	23,198	4.666% due 06/20/2034	11	11
Morgan Stanley Remic Trust			5.371% due 01/16/2060	11,741	15,459	Sestante Finance Srl		
4.592% due 11/26/2036	3,824	3,340	5.671% due 01/16/2060	9,784	12,895	2.258% due 07/23/2046	EUR 4,889	5,451
Mortgage Loan Trust			7.471% due 01/16/2060	3,913	5,168	SFO Commercial Mortgage Trust		
5.370% due 03/25/2034	2,965	2,962	7.971% due 01/16/2060	1,844	2,161	6.546% due 05/15/2038	\$ 885	876
MortgageIT Trust			Popular Asset-Backed Securities Mortgage Pass-Through Trust			7.046% due 05/15/2038	22,000	21,582
5.681% due 08/25/2035	183	183	3.283% due 11/25/2035	\$ 14,176	13,394	SG Mortgage Securities Trust		
Mortimer Rd PLC			3.407% due 07/25/2035	13,811	11,895	4.466% due 02/25/2036	4,365	2,164
5.158% due 12/22/2056	GBP 4,050	5,341	4.571% due 11/25/2036	13,134	11,748	4.566% due 07/25/2036	7,891	1,652
MTN Commercial Mortgage Trust						Soundview Home Loan Trust		
5.437% due 03/15/2039	\$ 1,120	1,121				3.650% due 04/25/2035	2,319	2,278

	額面金額 (単位: 千)	時価 (単位: 千)		額面金額 (単位: 千)	時価 (単位: 千)		額面金額 (単位: 千)	時価 (単位: 千)		
4.526% due 06/25/2036	\$ 7,827	\$ 7,060	Wachovia Mortgage Loan Trust	4.796% due 10/25/2035	\$ 2,354	\$ 2,191	Bain Capital Credit CLO Ltd.	5.124% due 07/19/2034	\$ 12,615	\$ 12,629
4.571% due 06/25/2036	50,505	45,747	Wachovia Mortgage Loan Trust LLC	6.710% due 10/20/2035	276	271	Bain Capital Euro CLO DAC	4.950% due 01/22/2038	EUR 1,000	1,156
4.586% due 07/25/2036	21,678	20,154	WaMu Mortgage Pass-Through Certificates Trust	4.107% due 02/25/2037	290	249	Bayfront Infrastructure Capital IV Pte Ltd.	5.687% due 04/11/2044	\$ 15,213	15,264
5.081% due 03/25/2036	8,102	7,842	4.154% due 12/25/2036	992	940	BHG Securitization Trust	5.260% due 04/17/2036	5,456	5,501	
Specialty Underwriting & Residential Finance Trust			4.189% due 12/25/2036	421	378	BlueMountain CLO XXII Ltd.	5.246% due 07/15/2031	965	965	
5.081% due 12/25/2035	462	460	4.469% due 12/25/2036	1,115	996	BMW Canada Auto Trust	4.844% due 07/20/2027	CAD 2,328	1,674	
Structured Adjustable Rate Mortgage Loan Trust			4.553% due 12/25/2035	625	581	Capital Street Master Trust	5.549% due 10/16/2028	\$ 15,600	15,677	
4.242% due 06/25/2037	989	880	4.826% due 01/25/2045	280	269	5.798% due 10/16/2028	1,300	1,303		
4.426% due 10/25/2035	3,960	3,819	4.979% due 03/25/2037	1,182	1,093	Cardiff Auto Receivables Securitisation PLC	0.000% due 08/20/2031	GBP 3	1,151	
4.978% due 07/25/2035	1,914	792	5.021% due 08/25/2045	12,807	11,366	5.370% due 08/20/2031	6,823	9,000		
5.081% due 08/25/2035	7,447	6,763	5.086% due 11/25/2034	155	152	5.870% due 08/20/2031	7,375	9,746		
5.509% due 05/25/2035	45	36	5.086% due 10/25/2045	1,411	1,367	6.570% due 08/20/2031	4,938	6,545		
Structured Asset Investment Loan Trust			Warwick Finance Residential Mortgages Number Three PLC	0.000% due 12/21/2049	GBP 1	4,116	8.220% due 08/20/2031	5,263	6,957	
4.406% due 06/25/2036	1,747	1,729	4.926% due 12/21/2049	11,002	14,500	10.720% due 08/20/2031	9,437	12,763		
4.606% due 06/25/2036	27,127	11,681	5.636% due 12/21/2049	4,921	6,504	12.970% due 08/20/2031	12,349	15,410		
4.828% due 04/25/2035	1,003	996	6.138% due 12/21/2049	2,460	3,232	Carmax Select Receivables Trust	4.166% due 10/15/2026	\$ 19,604	19,606	
4.908% due 02/25/2034	7,085	7,042	6.638% due 12/21/2049	1,406	1,839	CarVal CLO III Ltd.	4.874% due 07/20/2032	15,787	15,799	
5.306% due 12/25/2034	450	450	7.138% due 12/21/2049	1,406	1,824	Carvana Auto Receivables Trust	4.171% due 10/12/2026	2,561	2,562	
Structured Asset Mortgage Investments II Trust			Washington Mutual Mortgage Pass-Through Certificates			4.620% due 02/10/2028	1,928	1,929		
4.526% due 09/25/2047	14,087	12,708	WMAL Trust	4.756% due 10/25/2035	\$ 849	716	4.640% due 01/10/2030	6,400	6,430	
4.546% due 05/25/2036	7,819	6,551	4.959% due 10/25/2046	8,401	7,664	4.740% due 12/10/2030	4,500	4,569		
4.821% due 04/19/2035	1,025	999	5.049% due 04/25/2046	1,624	1,491	5.210% due 06/10/2030	6,600	6,748		
Structured Asset Mortgage Investments Trust			5.456% due 08/25/2035	732	645	5.330% due 07/10/2029	8,500	8,564		
4.806% due 09/19/2032	6	6	5.500% due 09/25/2035	466	418	5.710% due 07/10/2029	2,500	2,559		
Structured Asset Securities Corporation Mortgage Loan Trust			5.500% due 11/25/2035	52	49	Castlelake Aircraft Securitization Trust	4.125% due 06/15/2043	392	387	
4.356% due 05/25/2036	2,857	2,335	Wells Fargo Alternative Loan Trust	6.000% due 07/25/2037	247	226	Cologix Canadian Issuer LP	4.940% due 01/25/2052	CAD 1,800	1,275
4.366% due 05/25/2036	3,304	3,270	6.000% due 03/25/2037	277	277	Consumer Loan Finance Issuer Trust	0.000% due 11/25/2054	\$ 3,085	1,569	
4.426% due 10/25/2036	7,383	5,073	Wells Fargo Home Equity Asset-Backed Securities Trust	4.526% due 09/25/2037	277	277	5.150% due 11/25/2054	2,804	2,809	
4.541% due 07/25/2036	9,668	9,852	Wells Fargo Home Equity Trust Mortgage Pass-Through Certificates	Wells Fargo Home Equity Trust Mortgage Pass-Through Certificates			5.350% due 11/25/2054	10,553	10,769	
4.726% due 07/25/2036	5,983	5,980	4.706% due 04/25/2034	2,544	2,544	5.450% due 11/25/2054	2,817	2,859		
Summerhill Residential DAC			Wells Fargo Mortgage-Backed Securities Trust	6.501% due 10/25/2036	101	93	5.750% due 11/25/2054	1,409	1,427	
0.000% due 12/28/2061	EUR 5	0	6.501% due 10/25/2036	101	93	6.600% due 11/25/2054	1,772	1,791		
3.180% due 12/28/2061	117,985	136,506	WSTN Trust	6.297% due 07/05/2037	6,000	6,112	8.750% due 11/25/2054	1,060	1,074	
3.780% due 12/28/2061	142,820	16,191	Total Mortgage-Backed Securities	(Cost \$4,291,363)	4,029,626		CPS Auto Receivables Trust	5.380% due 01/18/2028	190	190
4.180% due 12/28/2061	9,706	11,223	ASSET-BACKED SECURITIES 7.5%				6.040% due 07/16/2029	2,100	2,115	
4.980% due 12/28/2061	5,392	6,235	Affirm Asset Securitization Trust	5.220% due 12/17/2029	1,561	1,562	Dewolf Park CLO Ltd.	5.086% due 10/15/2030	700	701
5.730% due 12/28/2061	4,313	4,999	ALESCO Preferred Funding XI Ltd.	4.724% due 12/23/2036	4,346	4,129	Diamond Infrastructure Funding LLC	1.760% due 04/15/2049	900	867
6.480% due 12/28/2061	2,696	3,118	Ally Bank Auto Credit-Linked Notes	4.970% due 09/15/2032	1,957	1,973	Exeter Automobile Receivables Trust	4.497% due 09/15/2026	6,916	6,916
6.500% due 12/28/2061	5,015	5,700	5.117% due 09/15/2032	1,010	1,017	Finance of America Structured Securities Trust	3.000% due 09/25/2061	13,181	13,112	
7.000% due 12/28/2061	34,512	22,248	5.215% due 09/15/2032	600	602	3.500% due 07/25/2075	63,879	62,201		
7.480% due 12/28/2061	4,852	5,611	Anchorage Capital CLO 20 Ltd.	4.984% due 01/20/2035	2,600	2,603	6.500% due 04/25/2073	4,534	4,569	
Terwin Mortgage Trust			Anchorage Credit Funding 11 Ltd.	3.400% due 04/25/2038	23,404	22,854	Flexicommercial Asset-Backed Securities Trust	4.753% due 06/14/2031	AUD 16,971	11,149
5.486% due 03/25/2035	\$ 2,943	2,961	Anchorage Credit Funding 18 Ltd.	4.140% due 10/22/2040	14,100	14,150	Ford Auto Securitization Trust II	3.724% due 11/15/2028	CAD 4,300	3,093
Towd Point Mortgage Funding Granite 6 PLC			AREIT LLC	5.702% due 10/22/2040	2,800	2,815	3.843% due 09/15/2030	3,400	2,469	
4.895% due 07/20/2053	GBP 25,910	34,092	Ascent Education Funding Trust	AREIT LLC			3.945% due 10/15/2026	175	125	
Towd Point Mortgage Trust			6.143% due 08/17/2041	2,533	2,536	Gateway Casinos & Entertainment Ltd.	5.000% due 03/12/2038	7,535	5,056	
3.750% due 03/25/2058	\$ 837	833	Atlas Senior Loan Fund XV Ltd.	3.657% due 02/28/2032	EUR 388	446	4.494% due 07/15/2026	\$ 5,427	5,428	
3.750% due 09/25/2062	69,100	66,581	Auto Asset-Backed Securities Spanish Loans Fondo Titulizacion							
5.725% due 11/25/2064	6,859	6,918								
Tower Bridge Funding PLC										
5.070% due 01/20/2066	GBP 8,584	11,299								
Valley Funding PLC										
0.000% due 05/16/2066	8,986	10,276								
4.983% due 05/16/2066	51,389	67,496								
5.483% due 05/16/2066	5,403	7,103								
5.983% due 05/16/2066	5,638	7,400								
6.983% due 05/16/2066	2,913	3,826								
7.983% due 05/16/2066	1,879	2,469								
9.483% due 05/16/2066	1,034	1,364								
VCAT LLC										
5.877% due 01/25/2055	\$ 5,177	5,189								
Verus Securitization Trust										
5.811% due 05/25/2068	7,744	7,767								
5.999% due 02/25/2068	3,327	3,327								
6.218% due 06/25/2069	5,709	5,791								
6.443% due 08/25/2068	4,432	4,464								
6.665% due 09/25/2068	11,339	11,465								
Visio Trust										
6.598% due 10/25/2058	3,374	3,398								

	額面金額 (単位: 千)	時価 (単位: 千)		額面金額 (単位: 千)	時価 (単位: 千)
4.750% due 07/17/2028	1,600	1,805	Remark Credit Funding I Ltd.		
4.760% due 10/15/2027	1,437	1,438	3.572% due 04/28/2038	\$ 11,700	\$ 11,482
4.890% due 04/16/2029	5,300	5,329	Remark WM-R Ltd.		
5.020% due 04/17/2028	1,800	1,804	5.176% due 04/20/2031	1,421	1,422
5.080% due 01/16/2029	3,000	3,019	Santander Bank Auto Credit-Linked Notes		
5.350% due 08/16/2027	704	705	4.911% due 01/18/2033	437	440
GM Financial Automobile Leasing Trust			4.965% due 01/18/2033	866	870
4.359% due 08/20/2026	1,404	1,405	5.141% due 01/18/2033	914	918
GMF Canada Leasing Trust			Santander Drive Auto Receivables Trust		
4.827% due 08/20/2029	CAD 5,300	3,824	5.630% due 01/16/2029	7,575	7,609
4.883% due 12/21/2026	2,419	1,730	SFS Auto Receivables Securitization Trust		
Goodgreen			5.710% due 10/20/2027	386	386
3.930% due 10/15/2053	\$ 3,157	2,915	SMB Private Education Loan Trust		
Goodleap Sustainable Home Solutions Trust			0.000% due 02/16/2055	3	3,283
6.500% due 07/20/2055	723	720	0.000% due 03/15/2055	3	40
GreatAmerica Leasing Receivables Funding LLC			3.940% due 02/16/2055	13,426	13,148
5.280% due 03/15/2027	2,451	2,451	4.550% due 02/16/2055	6,511	6,392
GreenSky Home Improvement Issuer Trust			4.780% due 03/15/2055	2,300	2,273
5.150% due 10/27/2059	1,000	1,018	4.950% due 02/16/2055	1,974	1,950
GreenSky Home Improvement Trust			4.980% due 03/15/2055	48,775	49,109
5.550% due 06/25/2059	500	513	5.100% due 03/15/2055	2,300	2,313
5.880% due 06/25/2059	386	388	5.260% due 03/15/2055	4,700	4,551
Hayfin Emerald CLO XIV DAC			5.434% due 03/15/2055	5,408	5,419
3.225% due 01/22/2039	EUR 26,300	30,410	5.684% due 02/16/2055	13,426	13,562
Honda Auto Receivables Owner Trust			5.884% due 09/15/2053	14,793	15,068
4.330% due 05/15/2029	\$ 4,000	4,017	5.950% due 02/16/2055	1,981	2,011
Hyundai Auto Lease Securitization Trust			6.150% due 09/15/2053	9,123	9,656
4.620% due 04/17/2028	10,000	10,056	6.930% due 09/15/2053	5,933	6,332
ICG U.S. CLO Ltd.			7.540% due 09/15/2053	1,205	1,278
5.034% due 10/20/2034	18,500	18,518	8.870% due 09/15/2053	2,505	2,727
LAD Auto Receivables Trust			SoFi Consumer Loan Program Trust		
4.463% due 08/17/2026	3,694	3,695	0.000% due 03/27/2034	4,019	5,313
5.460% due 07/16/2029	1,100	1,117	0.000% due 10/25/2034	4,039	5,707
5.610% due 08/15/2028	2,659	2,676	4.180% due 10/25/2034	35,369	35,415
LCM XVII LP			4.530% due 10/25/2034	3,787	3,784
5.296% due 10/15/2031	2,181	2,182	4.900% due 10/25/2034	2,942	2,954
LoanCore Issuer Ltd.			4.910% due 03/27/2034	24,820	24,944
5.447% due 11/15/2038	4,938	4,944	5.200% due 10/25/2034	2,170	2,179
MAN Euro CLO DAC			5.250% due 03/27/2034	3,796	3,844
3.776% due 10/15/2036	EUR 20,000	23,112	5.770% due 03/27/2034	2,944	3,016
METAL LLC			6.260% due 03/27/2034	2,177	2,248
4.581% due 10/15/2042	\$ 8,686	6,037	Sound Point CLO XVIII Ltd.		
MF1 LLC			5.266% due 01/21/2031	174	174
6.152% due 06/19/2037	18,923	18,933	Stellantis Financial Underwritten Enhanced Lease Trust		
6.637% due 09/17/2037	2,592	2,596	4.380% due 08/20/2026	12,959	12,971
6.652% due 06/19/2037	6,236	8,241	Trinitas CLO VIII Ltd.		
Nessau Ltd.			5.246% due 07/20/2031	103	103
5.316% due 07/15/2031	87	87	Trinitas CLO XIX Ltd.		
Navient Private Education Loan Trust			4.984% due 10/20/2033	15,039	15,055
5.047% due 11/15/2068	672	670	Tropic CDO V Ltd.		
6.297% due 12/15/2045	270	270	4.486% due 07/15/2036	9,939	9,616
Nelnet Student Loan Trust			TRTX Issuer Ltd.		
5.097% due 09/25/2065	1,166	1,168	5.681% due 02/15/2039	2,666	2,671
6.640% due 02/20/2041	3,327	3,450	TRUPS Financials Note Securitization Ltd.		
Ocean Trails CLO 8			5.433% due 03/30/2039	17,211	17,168
5.195% due 07/15/2034	11,800	11,813	Upstart Pass-Through Trust		
Pagaya AI Debt Grantor Trust			3.800% due 04/20/2030	231	231
4.670% due 03/16/2026	364	364	Upstart Securitization Trust		
5.092% due 07/15/2032	3,045	3,057	4.503% due 08/20/2026	21,217	21,226
5.637% due 07/15/2032	1,252	1,261	Venture 44 CLO Ltd.		
5.750% due 06/15/2032	3,103	3,122	5.024% due 10/20/2034	7,200	7,207
5.871% due 07/15/2032	1,276	1,285	Veros Auto Receivables Trust		
5.992% due 06/15/2032	942	948	6.280% due 11/15/2027	518	520
PenFed Auto Receivables Owner Trust			Westlake Automobile Receivables Trust		
4.120% due 09/15/2028	900	900	4.642% due 07/15/2026	16,715	16,719
4.178% due 09/15/2026	1,465	1,466	4.894% due 08/16/2027	1,997	1,997
Prestige Auto Receivables Trust			5.560% due 02/15/2028	3,900	3,922
4.720% due 02/15/2028	7,128	7,132	Total Asset-Backed Securities		962,112
Red & Black Auto Italy Sri			(Cost \$951,806)		
2.667% due 07/28/2036	EUR 5,538	6,414			

	額面金額 (単位: 千)	時価 (単位: 千)
SOVEREIGN ISSUES 7.9%		
Argentina Government International Bond		
0.750% due 07/09/2030	\$ 53,142	\$ 40,102
1.000% due 07/09/2029	3,955	3,375
3.500% due 07/09/2041	58,125	37,927
4.125% due 07/09/2035	30,340	21,314
4.125% due 07/09/2046	988	679
5.000% due 01/09/2038	25,740	18,932
Australia Government Bond		
1.750% due 06/21/2051	AUD 38,100	13,409
Bulgaria Government International Bond		
3.500% due 05/07/2034	EUR 4,400	5,148
4.125% due 05/07/2038	4,500	5,317
Colombia Government International Bond		
5.000% due 09/19/2032	4,800	5,432
5.625% due 02/19/2036	5,700	6,345
Development Bank of Kazakhstan JSC		
18.400% due 10/18/2028	KZT 5,497,000	10,414
Eagle Funding Luxco Sarl		
5.500% due 08/17/2030	\$ 67,700	68,861
Israel Government International Bond		
3.800% due 05/13/2060	3,939	2,715
5.000% due 10/30/2026	EUR 69,500	82,133
5.625% due 02/19/2035 (n)	\$ 7,500	7,910
Mexico Government International Bond		
3.000% due 12/03/2026 (h)	MXN 343	18
4.000% due 11/30/2028 (h)	7,030	380
4.000% due 08/24/2034 (h)	3,433	18
4.625% due 05/04/2033	EUR 11,700	13,949
5.375% due 03/22/2033	\$ 11,700	11,732
5.625% due 09/22/2035	9,500	9,467
7.500% due 05/26/2033	MXN 30,700	1,564
7.750% due 05/29/2031	38,300	2,017
7.750% due 11/23/2034	285,900	14,547
8.500% due 03/01/2029	1,455,800	79,882
8.500% due 05/31/2029	195,800	10,744
Peru Government International Bond		
5.350% due 08/12/2040	PEN 2,600	683
5.400% due 08/12/2034	20,162	5,816
6.150% due 08/12/2032	161,764	50,805
6.900% due 08/12/2037	33,795	10,457
6.950% due 08/12/2031	86,041	28,000
7.300% due 08/12/2033	149,500	49,482
7.600% due 08/12/2039	48,900	15,836
Romania Government International Bond		
1.750% due 07/13/2030	EUR 12,200	12,647
2.875% due 04/13/2042	3,900	2,995
5.125% due 09/24/2031	23,200	27,276
5.250% due 05/30/2032	10,300	12,095
5.375% due 03/22/2031	6,440	7,693
5.500% due 09/18/2028	6,400	7,832
5.625% due 02/22/2036	2,340	2,691
5.625% due 05/30/2037 (n)	12,400	13,903
5.875% due 07/11/2032	8,400	10,114
6.250% due 09/10/2034 (n)	11,500	13,907
6.375% due 09/18/2033	13,600	16,769
6.750% due 07/11/2039	17,300	20,810
Russia Government International Bond		
5.100% due 03/28/2035	\$ 3,200	0
5.250% due 06/23/2047	82,400	0
5.625% due 04/04/2042	11,400	7,980
5.875% due 09/16/2043	13,200	9,035
South Africa Government International Bond		
7.000% due 02/28/2031	ZAR 758,600	41,914
8.000% due 01/31/2030	63,100	3,677
8.500% due 01/31/2037	180,000	9,793
8.875% due 02/28/2035 (n)	784,700	45,348
9.000% due 01/31/2040	43,100	2,339

	額面金額 (単位：千)	時価 (単位：千)	株数	時価 (単位：千)
Turkey Government International Bond				
5.250% due 03/13/2030	\$ 26,900	\$ 26,557		
6.125% due 10/24/2028	10,100	10,360		
7.625% due 04/26/2029	30,900	33,062		
Turkiye Government Bond				
41.270% due 09/06/2028	TRY 54,700	1,288		
42.547% due 05/20/2026	5,400	130		
42.547% due 08/19/2026	3,700	90		
42.547% due 05/17/2028	851,200	20,121		
Ukraine Government International Bond				
0.000% due 02/01/2030 (j)	\$ 190	101		
0.000% due 02/01/2034 (j)	711	299		
0.000% due 02/01/2035 (j)	601	308		
0.000% due 02/01/2036 (j)	500	256		
4.500% due 02/01/2029	1,266	875		
4.500% due 02/01/2034	1,214	687		
4.500% due 02/01/2035	507	284		
4.500% due 02/01/2036	494	273		
Venezuela Government International Bond (c)				
6.000% due 12/09/2049	3,367	771		
7.000% due 03/31/2038	1,883	521		
7.850% due 04/21/2035	5,349	1,386		
7.750% due 10/13/2029	1,200	287		
8.250% due 10/13/2034	5,991	1,552		
9.000% due 05/07/2049	3,161	818		
9.250% due 09/15/2027	4,274	1,320		
9.250% due 05/07/2028	6,512	1,866		
11.750% due 10/21/2028	680	204		
11.950% due 08/05/2031	6,000	1,765		
Total Sovereign Issues		1,009,379		
(Cost \$968,374)				
COMMON STOCKS 0.6%				
			株数	
Amsurg Corp.	1,095,323	49,450		
Cairo Mezz PLC	847,444	450		
Clear Channel Outdoor Holdings, Inc.	5,292,182	9,579		
Corestate Capital Holding S.A.	2,742,788	0		
Dreamwell Ltd.	56	1		
iHeartMedia, Inc. Class A	1,246,745	3,703		
iHeartMedia, Inc. Class B	967,427	2,528		
Mangrove LuxCo III	159,692	2,683		
MNSN Holdings, Inc.	87	5		
National Bank of Greece S.A.	102,570	1,510		
SSB Manufacturing Co.	56	0		
UBS Group AG	26,741	1,026		
Uniti Group, Inc.	48,948	282		
Veritas U.S., Inc.	7,469	144		
WestMet Group Holdings LLC	8,915	25		
Westmoreland Mining Holdings LLC	8,837	5		
Windstream Parent, Inc.	270,962	1,455		
XBP Global Holdings, Inc.	49,494	29		
Total Common Stocks		72,875		
(Cost \$117,534)				
COMMERCIAL REAL ESTATE EQUITY 0.2%				
VICI Properties, Inc.	760	22,807		
Total Commercial Real Estate Equity		22,807		
(Cost \$5,575)				

	株数	時価 (単位：千)
EQUITY-LINKED SECURITIES 0.1%		
SES S.A.		
12/31/2049	966	\$ 11,570
Total Equity-Linked Securities		11,570
(Cost \$0)		
WARRANTS 0.0%		
Windstream Parent, Inc.		
08/01/2035	53	283
Total Warrants		283
(Cost \$322)		
PREFERRED SECURITIES 0.0%		
Windstream Parent, Inc.		
11.000%	1,729	1,729
Total Preferred Securities		1,729
(Cost \$1,729)		
		額面金額 (単位：千)
SHORT-TERM INSTRUMENTS 12.1%		
COMMERCIAL PAPER 1.2%		
Air Lease Corp.		
4.483% due 11/13/2025 (k)	\$ 3,700	3,694
4.500% due 11/06/2025 (l)	20,300	20,286
Bacardi-Martini BV		
4.515% due 11/20/2025 (k)	1,100	1,097
Campbell's Co.		
4.543% due 11/19/2025 (k)	1,400	1,397
Canadian Natural Resources Ltd.		
4.258% due 11/05/2025 (k)	2,000	1,999
CBRE Services, Inc.		
4.225% due 11/06/2025 (k)	6,200	6,196
Crown Castle, Inc. (I)		
4.575% due 11/18/2025	10,000	9,978
4.577% due 11/20/2025	22,800	22,744
Glencore Funding LLC (k)		
4.239% due 11/04/2025	1,200	1,199
4.261% due 11/07/2025	11,100	11,091
HA Sustainable Infrastructure Capital, Inc.		
4.769% due 11/06/2025 (k)	5,500	5,495
Harley-Davidson Financial Services, Inc. (k)		
4.606% due 11/12/2025	700	699
4.783% due 12/02/2025	1,200	1,195
HCA, Inc. (k)		
4.557% due 11/03/2025	15,000	14,995
4.557% due 11/04/2025	8,200	8,196
Jones Lang LaSalle Finance BV (k)		
4.297% due 11/06/2025	1,600	1,599
4.338% due 11/04/2025	4,300	4,298
Keurig Dr Pepper, Inc.		
4.269% due 11/03/2025 (k)	3,900	3,899
4.270% due 11/06/2025 (l)	8,700	8,694
RTX Corp.		
4.295% due 11/21/2025 (k)	15,600	15,563
Southern California Edison Co.		
4.843% due 11/14/2025 (k)	1,000	998
Targa Resources Corp.		
4.347% due 11/21/2025 (k)	11,000	10,974
		156,286
REPURCHASE AGREEMENTS (m) 10.1%		
		1,295,269

	額面金額 (単位：千)	時価 (単位：千)
SHORT-TERM NOTES 0.1%		
Kona Spc Ltd.		
5.797% due 09/15/2026 (k)	EUR 4,500	\$ 5,194
TIME DEPOSITS 0.4%		
Australia and New Zealand Banking Group Ltd.		
2.450% due 11/03/2025	AUD 6,174	4,041
2.450% due 11/03/2025	HKD 189	24
3.170% due 11/03/2025	GBP 1,113	1,463
3.360% due 11/03/2025	\$ 2,757	2,757
Bank of Nova Scotia		
1.260% due 11/03/2025	CAD 29	21
3.360% due 11/03/2025	\$ 747	747
BNP Paribas Bank		
1.260% due 11/03/2025	CAD 15	10
1.540% due 11/03/2025	NZD 399	228
5.120% due 11/03/2025	ZAR 12,422	717
Brown Brothers Harriman & Co.		
0.470% due 11/03/2025	CHF 1	1
0.120% due 11/04/2025	¥ 1,195	8
0.750% due 11/03/2025	DKK 3	0
1.080% due 11/03/2025	EUR 1	1
2.970% due 11/03/2025	NOK 4	0
3.170% due 11/03/2025	GBP 1	1
3.360% due 11/03/2025	\$ 40	40
Citibank N.A.		
1.080% due 11/03/2025	EUR 260	301
3.170% due 11/03/2025	GBP 222	291
3.360% due 11/03/2025	\$ 1,445	1,445
DBS Bank Ltd.		
3.360% due 11/03/2025		8,397
DnB Bank ASA		
0.720% due 11/03/2025	SEK 3	0
1.080% due 11/03/2025	EUR 1,171	1,352
2.450% due 11/03/2025	AUD 404	265
3.360% due 11/03/2025	\$ 265	265
HSBC Bank		
0.470% due 11/03/2025	SGD 1	1
2.450% due 11/03/2025	HKD 314	40
HSBC Bank PLC		
1.080% due 11/03/2025	EUR 5,341	6,165
3.170% due 11/03/2025	GBP 12,744	16,744
JPMorgan Chase Bank N.A.		
3.360% due 11/03/2025	\$ 505	505
MUFG Bank Ltd.		
0.120% due 11/04/2025	¥ 522,716	3,393
Royal Bank of Canada		
3.170% due 11/03/2025	GBP 173	227
Sumitomo Mitsui Trust Bank Ltd.		
0.120% due 11/04/2025	¥ 515,739	3,348
1.080% due 11/03/2025	EUR 29	33
3.360% due 11/03/2025	\$ 3,687	3,687
		56,518
NIGERIA TREASURY BILLS 0.3%		
Nigeria Treasury Bills		
30.864% due 06/26/2026 (k)	NGN 17,060,596	10,512
30.864% due 06/29/2026 (l)	19,079,829	11,739
33.126% due 06/12/2026 (k)	11,995,500	7,443
33.156% due 06/11/2026 (k)	12,007,100	7,453
		37,147
Total Short-Term Instruments		1,550,414
(Cost \$1,551,853)		

	時価 (単位: 千)
Total Investments in Securities (a) 160.2%	\$ 20,446,946
(Cost \$20,787,771)	
Financial Derivative	
Instruments (o)(q) 0.5%	62,501
(Cost or Premiums, net \$7,273)	
Other Assets and Liabilities, net (60.7%)	(7,747,262)
Net Assets 100.0%	\$ 12,762,185

NOTES TO SCHEDULE OF INVESTMENTS:

- * A zero balance may reflect actual amounts rounding to less than one thousand.
- (a) The allocation of Total Investments by geographic region as of October 31, 2025 is 133.1% of Net Assets in the United States, 7.0% of Net Assets in the United Kingdom and other countries comprising of 20.1% of Net Assets in aggregate.
- (b) All or a portion of this amount represents unfunded loan commitments. The interest rate for the unfunded portion will be determined at the time of funding. See Note 4, Securities and Other Investments, in the Notes to Financial Statements for more information regarding unfunded loan commitments.
- (c) Security is in default.
- (d) Payment in-kind security.
- (e) Perpetual maturity; date shown, if applicable, represents next contractual call date.
- (f) Security is an Interest Only ("IO") or IO Strip.
- (g) When-Issued security.
- (h) Principal amount of security is adjusted for inflation.
- (i) Principal only security.
- (j) Security becomes interest bearing at a future date.
- (k) Coupon represents a yield to maturity.
- (l) Coupon represents a weighted average yield to maturity.

BORROWINGS AND OTHER FINANCING TRANSACTIONS

(m) REPURCHASE AGREEMENTS:

取引相手	貸出金利	決済日	満期日	額面金額	担保	受取担保価値	レポ契約の価値	レポ契約の受取 ⁽¹⁾
BPS	4.000%	11/03/2025	11/04/2025	\$ 32,900	U.S. Treasury Bonds 2.000% due 11/15/2041	\$ (33,580)	\$ 32,900	\$ 32,904
BRC	6.800%	10/22/2025	10/22/2027	ZAR 793,864	Republic of South Africa 10.500% due 12/21/2026	(45,888)	45,802	52,118
CEW	2.250%	10/30/2025	11/06/2025	CAD 740,000	Hydro-Quebec 4.000% due 02/15/2055 Province of Alberta 3.300% due 12/01/2046 Province of Ontario 2.650% due 12/02/2050 Province of Ontario 2.900% due 12/02/2046 Province of Ontario 2.900% due 06/02/2049 Province of Ontario 3.450% due 06/02/2045 Province of Ontario 3.500% due 06/02/2043 Province of Ontario 4.150% due 12/02/2054	(540,713)	528,137	528,369
CEW	2.260%	10/31/2025	11/07/2025	390,000	Province of Quebec 4.400% due 12/01/2055 Province of Ontario 4.650% due 06/02/2041	(284,544)	278,343	278,465
CEW	2.480%	10/14/2025	11/04/2025	100,000	Province of Ontario 4.450% due 12/02/2056	(74,403)	71,370	71,473
DEU	4.180%	10/31/2025	11/04/2025	\$ 46,100	U.S. Treasury Inflation Protected Securities 0.125% due 04/15/2027	(47,068)	46,100	46,122
MEI	2.300%	10/29/2025	11/05/2025	CAD 25,322	Canada Government Bond 3.500% due 12/01/2045	(18,292)	18,072	18,080
MEI	2.300%	10/29/2025	11/05/2025	64,678	Canada Government Bond 4.000% due 08/01/2026	(47,152)	46,161	46,181
MEI	2.340%	10/28/2025	11/04/2025	220,000	Canada Government Bond 3.250% due 11/01/2026	(160,407)	157,014	157,085
MEI	2.380%	10/24/2025	11/07/2025	30,000	Canada Government Bond 2.750% due 03/01/2031	(21,835)	21,411	21,431
MEI	2.440%	10/22/2025	11/05/2025	70,000	Canada Government Bond 2.500% due 11/01/2027 Canada Government Bond 2.750% due 09/01/2030	(51,010)	49,959	50,006
Total Repurchase Agreements						\$ (1,324,892)	\$ 1,295,269	\$ 1,302,234

REVERSE REPURCHASE AGREEMENTS:

取引相手	借入利率 ⁽²⁾	決済日	満期日	借入元本 ⁽²⁾	リバースレポの支払
BOS	3.500%	10/31/2025	01/16/2026	\$ (3,277)	\$ (3,277)
BOS	3.750%	10/31/2025	01/16/2026	(10,323)	(10,325)
BRC	1.500%	06/11/2025	TBD ⁽³⁾	EUR (4,570)	(5,307)
BRC	2.150%	09/29/2025	TBD ⁽³⁾	(854)	(988)
BRC	6.700%	10/22/2025	TBD ⁽³⁾	ZAR (793,864)	(45,887)
SCX	3.900%	10/31/2025	11/03/2025	\$ (8,296)	(8,297)
SCX	3.900%	11/03/2025	TBD ⁽³⁾	(7,588)	(7,588)
Total Reverse Repurchase Agreements					\$ (81,669)

CERTAIN TRANSFERS ACCOUNTED FOR AS SECURED BORROWINGS

	残存期間				合計
	オーバーナイト/ 継続	30日迄	31-90日	90日以上	
Reverse Repurchase Agreements					
Non - U.S. Corporate Debt	\$ 0	\$ 0	\$ (712)	\$ 0	\$ (712)
U.S. Corporate Debt	0	0	(12,890)	0	(12,890)
Non-U.S. Government Debt	0	(8,297)	0	(52,182)	(60,479)
U.S. Government Debt	0	0	0	0	0
Total Reverse Repurchase Agreements	\$ 0	\$ (8,297)	\$ (13,602)	\$ (52,182)	\$ (74,081)
Total Borrowings	\$ 0	\$ (8,297)	\$ (13,602)	\$ (52,182)	\$ (74,081)
Payable for Reverse Repurchase Agreements⁽⁴⁾					\$ (74,081)

SHORT SALES:

取引相手	銘柄	クーポン	満期日	額面	受取金額	売建の支払
BCY	Fannie Mae, TBA	5.500%	12/01/2055	\$ 88,950	\$ (89,829)	\$ (89,810)
BOS	Fannie Mae, TBA	4.500%	12/01/2055	199,800	(195,032)	(194,659)
BOS	Fannie Mae, TBA	5.500%	12/01/2055	45,000	(45,445)	(45,435)
GSC	Fannie Mae, TBA	5.500%	12/01/2055	105,640	(106,684)	(106,661)
JPS	Fannie Mae, TBA	5.500%	12/01/2055	93,360	(94,283)	(94,264)
MZF	Fannie Mae, TBA	5.500%	12/01/2055	50,000	(50,494)	(50,484)
WFS	Fannie Mae, TBA	4.500%	12/01/2055	297,000	(289,913)	(289,358)
Total Short Sales (6.8%)					\$(871,680)	\$ (870,671)

BORROWINGS AND OTHER FINANCING TRANSACTIONS SUMMARY

The following is a summary by counterparty of the market value of Borrowings and Other Financing Transactions and collateral pledged/received) as of October 31, 2025:

(n) **Securities with an aggregate market value of \$75,019 and cash of \$2,615 have been pledged as collateral under the terms of the following master agreements as of October 31, 2025.**

取引相手	レポ契約の 受取	リバースレポ の支払	売付買戻 取引の支払	売建の支払	合計借入 その他金融取引	担保の (受取) / 差入れ	ネット エクスポージャー ⁽⁵⁾
Global/Master Repurchase Agreement							
BOS	\$ 0	\$ (13,602)	\$ 0	\$ 0	\$ (13,602)	\$ 15,412	\$ 1,810
BPS	32,904	0	0	0	32,904	(33,580)	(676)
BRC	52,118	(52,182)	0	0	(64)	5,442	5,378
CEW	878,307	0	0	0	878,307	(897,045)	(18,738)
DEU	46,122	0	0	0	46,122	(47,068)	(946)
JML	0	0	0	0	0	(271)	(271)
MEI	292,783	0	0	0	292,783	(299,465)*	(6,682)
SCX	0	(15,885)	0	0	(15,885)	7,910	(7,975)
Master Securities Forward Transactions Agreement							
BCY	0	0	0	(89,810)	(89,810)	0	(89,810)
BOS	0	0	0	(240,094)	(240,094)	0	(240,094)
GSC	0	0	0	(106,661)	(106,661)	0	(106,661)
JPS	0	0	0	(94,264)	(94,264)	0	(94,264)
MZF	0	0	0	(50,484)	(50,484)	0	(50,484)

取引相手	レポ契約の 受取	リバースレポ の支払	売付買戻 取引の支払	売建の支払	合計借入 その他金融取引	担保の (受取) / 差入れ	ネット エクスポージャー ^(B)
Master Securities Forward Transactions Agreement							
WFS	\$ 0	\$ 0	\$ 0	\$ (289,358)	\$ (289,358)	\$ 0	\$ (289,358)
Total Borrowings and Other Financing Transactions	\$ 1,302,234	\$ (81,669)	\$ 0	\$ (870,671)	\$ 349,894		

^{*} Cash collateral of \$689 is unsettled as of October 31, 2025.

⁽¹⁾ Includes accrued interest.

⁽²⁾ The average amount of borrowings outstanding during the period ended October 31, 2025 was \$363,404 at a weighted average interest rate of 4.406%. Average borrowings may include sale-buyback transactions and reverse repurchase agreements, if held during the period.

⁽³⁾ Open maturity reverse repurchase agreement.

⁽⁴⁾ Unsettled reverse repurchase agreements liability of \$17,588 is outstanding at period end.

⁽⁵⁾ Net exposure represents the net receivable/(payable) that would be due from/to the counterparty in the event of default. Exposure from borrowings and other financing transactions can only be netted across transactions governed under the same master agreement with the same legal entity. See Note 8, Master Netting Arrangements, in the Notes to Financial Statements for more information regarding master netting arrangements.

(o) FINANCIAL DERIVATIVE INSTRUMENTS: EXCHANGE-TRADED OR CENTRALLY CLEARED

FUTURES CONTRACTS:

銘柄	種類	限月	契約数	未実現評価 (損) 益	変動証拠金	
					資産	負債
3-Month SOFR December Futures	Short	03/2026	229	\$ 928	\$ 12	\$ 0
3-Month SOFR December Futures	Long	03/2027	1,220	(316)	15	0
3-Month SOFR December Futures	Long	03/2028	978	107	0	0
3-Month SOFR June Futures	Long	09/2026	1,220	(1,016)	0	(15)
3-Month SOFR June Futures	Long	09/2027	978	(67)	12	0
3-Month SOFR March Futures	Long	06/2026	1,005	(1,110)	0	(38)
3-Month SOFR March Futures	Long	06/2027	978	(214)	12	0
3-Month SOFR September Futures	Short	12/2025	175	850	2	0
3-Month SOFR September Futures	Long	12/2026	1,220	(594)	0	0
3-Month SOFR September Futures	Long	12/2027	978	43	12	0
Australia Government 10-Year Bond December Futures	Long	12/2025	421	(39)	0	(181)
Euro-Bobl 5-Year Note December Futures	Long	12/2025	118	66	0	(3)
Euro-Bund 10-Year Bond December Futures	Long	12/2025	817	1,491	0	(170)
U.S. Treasury 2-Year Note December Futures	Short	12/2025	6,494	4,358	0	0
U.S. Treasury 5-Year Note December Futures	Long	12/2025	9,175	2,194	0	0
U.S. Treasury 10-Year Note December Futures	Long	12/2025	17,311	12,792	0	(541)
U.S. Treasury 20-Year Bond December Futures	Short	12/2025	2,116	(4,054)	595	0
U.S. Treasury Ultra 10-Year Note December Futures	Short	12/2025	1,399	124	88	0
U.S. Treasury Ultra 30-Year Bond December Futures	Long	12/2025	1,420	6,272	0	(710)
United Kingdom Treasury 10-Year Gilt December Futures	Long	12/2025	4,265	16,084	0	(896)
Total Futures Contracts				\$ 37,899	\$ 748	\$ (2,554)

SWAP AGREEMENTS:

CREDIT DEFAULT SWAPS ON CORPORATE, SOVEREIGN, AND U.S. MUNICIPAL ISSUES - BUY PROTECTION⁽¹⁾

参照エンティティ	固定(支払)金利	満期日	2025年10月31日時点 インプライド クレジット スプレッド ⁽²⁾		想定元本 ⁽⁴⁾	市場価格	未実現評価 (損) 益	変動証拠金	
								資産	負債
Ford Motor Credit Co. LLC	(5.000%)	06/20/2026	0.467%		\$ 100	\$ (4)	\$ 2	\$ 0	\$ 0

CREDIT DEFAULT SWAPS ON CORPORATE, SOVEREIGN, AND U.S. MUNICIPAL ISSUES - SELL PROTECTION⁽²⁾

参照エンティティ	固定受取金利	満期日	2025年10月31日時点 インプライド クレジット スプレッド ⁽³⁾		想定元本 ⁽⁴⁾	市場価格	未実現評価 (損) 益	変動証拠金	
								資産	負債
AT&T, Inc.	1.000%	12/20/2025	0.217%		\$ 12,300	\$ 28	\$ (58)	\$ 0	\$ 0
AT&T, Inc.	1.000%	06/20/2028	0.402%		2,600	42	67	0	0
Bank of America Corp.	1.000%	12/20/2025	0.228%		22,100	49	(109)	0	0
Bank of America Corp.	1.000%	12/20/2026	0.318%		28,800	254	(106)	0	(1)
Barclays Bank PLC	1.000%	12/20/2025	0.239%	EUR	19,300	50	(63)	0	0
BNP Paribas S.A.	1.000%	12/20/2025	0.172%		2,100	6	(8)	0	0
Boeing Co.	1.000%	12/20/2025	0.179%	\$	3,100	7	20	0	0
Boeing Co.	1.000%	06/20/2026	0.206%		8,400	52	22	0	0
Ford Motor Credit Co. LLC	5.000%	12/20/2025	0.424%		8,400	102	(225)	0	0

CREDIT DEFAULT SWAPS ON CORPORATE, SOVEREIGN, AND U.S. MUNICIPAL ISSUES - SELL PROTECTION⁽²⁾ (Cont.)

参照エンティティ	固定受取金利	満期日	2025年10月31日時点の インプライド クレジット スプレッド ⁽³⁾		市場価格	未実現評価 (損) 益	変動証拠金	
			想定元本 ⁽⁴⁾				資産	負債
Ford Motor Credit Co. LLC	5.000%	06/20/2027	0.836%	\$ 100	\$ 7	\$ 2	\$ 0	\$ 0
Morgan Stanley	1.000%	12/20/2025	0.221%	15,700	35	(12)	0	0
Morgan Stanley	1.000%	06/20/2026	0.239%	36,400	218	(13)	0	0
Oracle Corp.	1.000%	06/20/2030	0.778%	8,500	90	(96)	0	(9)
Rolls-Royce PLC	1.000%	06/20/2026	0.088%	EUR 3,800	31	336	0	0
Rolls-Royce PLC	1.000%	12/20/2026	0.112%	26,300	342	1,585	0	0
Verizon Communications, Inc.	1.000%	12/20/2026	0.275%	\$ 2,500	23	(33)	0	0
Verizon Communications, Inc.	1.000%	06/20/2028	0.378%	8,000	135	148	0	(1)
Verizon Communications, Inc.	1.000%	12/20/2028	0.413%	2,000	37	42	0	0
					\$ 1,508	\$ 1,499	\$ 0	\$ (1)

CREDIT DEFAULT SWAPS ON CREDIT INDICES - SELL PROTECTION⁽²⁾

インデックス/トランシェ	固定受取金利	満期日	想定元本 ⁽⁴⁾	市場価格 ⁽⁵⁾	未実現評価 (損) 益	変動証拠金	
						資産	負債
CDX.EM-34 Index	1.000%	12/20/2025	\$ 46,828	\$ 800	\$ 1,770	\$ 0	\$ (7)
CDX.EM-35 Index	1.000%	06/20/2026	92	0	3	0	0
CDX.EM-36 Index	1.000%	12/20/2026	94,208	652	4,853	11	0
CDX.EM-37 Index	1.000%	06/20/2027	1,372	10	123	0	0
CDX.EM-38 Index	1.000%	12/20/2027	11,900	89	1,098	3	0
CDX.EM-39 Index	1.000%	06/20/2028	1,700	11	127	0	0
CDX.EM-40 Index	1.000%	12/20/2028	29,000	124	1,482	8	0
CDX.EM-41 Index	1.000%	06/20/2029	9,300	10	366	3	0
CDX.EM-42 Index	1.000%	12/20/2029	13,100	(27)	355	4	0
CDX.EM-43 Index	1.000%	06/20/2030	1,100	(10)	30	0	0
CDX.EM-44 Index	1.000%	12/20/2030	8,500	(128)	57	3	0
CDX.HY-35 Index	5.000%	12/20/2025	960	11	(73)	0	0
CDX.HY-36 Index	5.000%	06/20/2026	57,696	1,398	(4,044)	0	(5)
CDX.HY-37 Index	5.000%	12/20/2026	12,672	543	(164)	0	(2)
CDX.HY-38 Index	5.000%	06/20/2027	2,784	150	164	0	(1)
CDX.HY-39 Index	5.000%	12/20/2027	3,395	222	260	0	(2)
CDX.HY-40 Index	5.000%	06/20/2028	294	22	14	0	0
CDX.HY-41 Index	5.000%	12/20/2028	297	24	6	0	0
CDX.HY-43 Index	5.000%	12/20/2029	32,800	2,586	229	0	(28)
CDX.HY-44 Index	5.000%	06/20/2030	18,300	1,487	388	0	(16)
CDX.HY-45 Index	5.000%	12/20/2030	178,500	13,962	315	0	(166)
CDX.IG-37 Index	1.000%	12/20/2026	300	3	(4)	0	0
CDX.IG-38 Index	1.000%	06/20/2027	1,000	14	6	0	0
CDX.IG-39 Index	1.000%	12/20/2027	400	7	2	0	0
CDX.IG-40 Index	1.000%	06/20/2028	2,600	52	14	0	(1)
CDX.IG-41 Index	1.000%	12/20/2028	2,500	54	15	0	(1)
CDX.IG-43 Index	1.000%	12/20/2029	1,200	27	1	0	0
CDX.IG-44 Index	1.000%	06/20/2030	138,700	3,215	413	0	(39)
CDX.IG-45 Index	1.000%	12/20/2030	213,800	4,956	119	0	(67)
				\$ 29,544	\$ 7,925	\$ 32	\$ (335)

INTEREST RATE SWAPS

変動金利の 支払/受取	変動金利 インデックス	固定金利	満期日	想定元本	市場価格	未実現評価 (損) 益	変動証拠金	
							資産	負債
Pay	3-Month FRA New Zealand Bank Bill	4.750%	06/19/2029	NZD 69,400	\$ 3,161	\$ 2,753	\$ 11	\$ 0
Pay	3-Month ZAR-SAJIBOR	8.410%	07/31/2028	ZAR 37,200	96	96	0	(3)
Pay	3-Month ZAR-SAJIBOR	8.415%	07/31/2028	29,700	77	77	0	(2)
Pay	3-Month ZAR-SAJIBOR	8.420%	07/31/2028	111,200	288	288	0	(8)
Pay	3-Month ZAR-SAJIBOR	8.428%	07/31/2028	74,100	193	193	0	(5)
Pay	3-Month ZAR-SAJIBOR	8.426%	08/01/2028	44,900	116	116	0	(3)
Pay	3-Month ZAR-SAJIBOR	8.460%	08/01/2028	75,900	201	201	0	(5)
Pay	3-Month ZAR-SAJIBOR	8.460%	08/02/2028	76,900	203	203	0	(5)
Pay	3-Month ZAR-SAJIBOR	8.464%	08/02/2028	77,100	204	204	0	(5)
Pay	3-Month ZAR-SAJIBOR	8.550%	08/03/2028	62,900	230	230	0	(6)
Pay	3-Month ZAR-SAJIBOR	8.380%	08/04/2028	39,800	101	101	0	(3)
Pay	3-Month ZAR-SAJIBOR	8.410%	08/04/2028	96,000	247	247	0	(7)
Pay	3-Month ZAR-SAJIBOR	8.415%	08/04/2028	39,800	103	103	0	(3)

INTEREST RATE SWAPS (Cont.)

変動金利の 支払/受取	変動金利 インデックス	固定金利	満期日	想定元本	市場価格	未実現評価 (損) 益	変動証拠金	
							資産	負債
Pay	3-Month ZAR-SAJIBOR	8.421%	08/04/2028	ZAR 40,700	\$ 105	\$ 105	\$ 0	\$ (3)
Pay	3-Month ZAR-SAJIBOR	8.543%	08/04/2028	40,600	112	112	0	(3)
Pay	3-Month ZAR-SAJIBOR	8.300%	08/07/2028	76,600	206	206	0	(5)
Pay	3-Month ZAR-SAJIBOR	8.400%	08/07/2028	76,600	211	211	0	(5)
Pay	3-Month ZAR-SAJIBOR	8.410%	08/07/2028	22,600	63	63	0	(2)
Pay	3-Month ZAR-SAJIBOR	8.000%	01/03/2031	37,500	101	101	0	(6)
Pay	3-Month ZAR-SAJIBOR	8.001%	01/06/2031	37,500	102	102	0	(6)
Pay	3-Month ZAR-SAJIBOR	8.010%	01/07/2031	36,500	100	100	0	(6)
Pay	3-Month ZAR-SAJIBOR	8.030%	01/07/2031	36,500	102	102	0	(6)
Pay	3-Month ZAR-SAJIBOR	8.053%	01/07/2031	36,500	104	104	0	(6)
Pay	3-Month ZAR-SAJIBOR	8.058%	01/07/2031	36,500	104	104	0	(6)
Pay	3-Month ZAR-SAJIBOR	8.063%	01/08/2031	111,400	319	319	0	(18)
Pay	3-Month ZAR-SAJIBOR	8.080%	01/08/2031	51,900	151	151	0	(8)
Pay	3-Month ZAR-SAJIBOR	8.203%	01/10/2031	186,200	599	599	0	(30)
Pay	6-Month Australian Bank Bill	2.750%	06/17/2026	AUD 3,870	(27)	(307)	0	0
Pay	6-Month Australian Bank Bill	3.000%	03/21/2027	313,890	(2,064)	(30,388)	106	0
Pay	6-Month Australian Bank Bill	4.000%	09/18/2029	243,600	967	(1,540)	0	(86)
Pay	6-Month Australian Bank Bill	4.000%	09/17/2030	61,300	157	(469)	0	(43)
Pay	6-Month Australian Bank Bill	4.500%	03/20/2034	94,500	1,372	1,725	0	(223)
Pay	6-Month Australian Bank Bill	4.500%	09/18/2034	31,400	424	10	0	(80)
Pay	6-Month Australian Bank Bill	4.500%	06/18/2035	360,900	4,466	(641)	0	(1,076)
Receive	6-Month EURIBOR	(0.329%)	12/30/2025	EUR 2,300	36	36	0	0
Receive	6-Month EURIBOR	(0.294%)	06/30/2026	1,100	30	30	0	0
Pay	6-Month EURIBOR	1.000%	05/13/2027	56,700	(1,447)	(1,447)	0	(9)
Pay	6-Month EURIBOR	3.370%	10/09/2028	21,800	860	860	0	(6)
Pay	6-Month EURIBOR	3.450%	10/20/2028	20,300	852	852	0	(5)
Receive	6-Month EURIBOR	3.270%	11/08/2028	20,700	(1,255)	(1,255)	7	0
Receive	6-Month EURIBOR	3.255%	11/22/2028	9,600	(576)	(576)	3	0
Receive	6-Month EURIBOR	3.179%	11/29/2028	10,200	(580)	(580)	4	0
Receive	6-Month EURIBOR	2.920%	12/13/2028	22,800	(1,033)	(1,033)	8	0
Receive	6-Month EURIBOR	2.880%	12/19/2028	18,800	(814)	(814)	6	0
Receive	6-Month EURIBOR	2.950%	12/29/2028	12,000	(559)	(559)	4	0
Receive	6-Month EURIBOR	2.780%	01/03/2029	13,100	(496)	(496)	4	0
Pay	6-Month EURIBOR	2.770%	04/16/2029	17,500	649	649	0	(5)
Pay	6-Month EURIBOR	2.860%	04/24/2029	26,000	1,066	1,066	0	(8)
Pay	6-Month EURIBOR	2.780%	05/02/2029	17,500	654	654	0	(6)
Pay	6-Month EURIBOR	2.827%	05/06/2029	35,200	937	937	0	(14)
Pay	6-Month EURIBOR	2.950%	06/12/2029	13,400	432	432	0	(5)
Receive	6-Month EURIBOR	2.818%	06/26/2029	16,900	(443)	(443)	6	0
Receive	6-Month EURIBOR	2.700%	08/13/2029	25,000	(504)	(504)	9	0
Receive	6-Month EURIBOR	2.650%	08/14/2029	13,800	(247)	(247)	5	0
Receive	6-Month EURIBOR	2.300%	09/25/2029	36,700	(72)	(72)	13	0
Receive	6-Month EURIBOR	2.360%	10/07/2029	37,200	(166)	(166)	13	0
Receive	6-Month EURIBOR	2.280%	03/04/2030	20,800	(272)	(272)	9	0
Receive	6-Month EURIBOR	(0.150%)	03/18/2030	123,000	14,869	11,308	47	0
Receive	6-Month EURIBOR	2.400%	04/09/2030	17,800	(338)	(338)	8	0
Receive	6-Month EURIBOR	2.350%	04/29/2030	28,700	(455)	(455)	12	0
Receive	6-Month EURIBOR	0.150%	06/17/2030	26,800	3,146	3,146	12	0
Pay ⁽ⁱⁱ⁾	6-Month EURIBOR	2.500%	03/18/2031	651,500	4,311	970	0	(428)
Pay	6-Month EURIBOR	2.000%	09/21/2032	194,130	(6,569)	(9,382)	0	(201)
Pay	6-Month EURIBOR	2.547%	03/09/2033	46,800	935	935	0	(56)
Pay	6-Month EURIBOR	3.270%	08/21/2033	12,000	771	771	0	(17)
Receive	6-Month EURIBOR	3.250%	11/06/2033	12,700	(1,078)	(1,078)	20	0
Receive	6-Month EURIBOR	3.148%	11/20/2033	12,300	(919)	(919)	19	0
Receive	6-Month EURIBOR	3.280%	11/22/2033	6,200	(542)	(542)	10	0
Receive	6-Month EURIBOR	3.305%	11/27/2033	12,700	(1,140)	(1,140)	20	0
Receive	6-Month EURIBOR	3.128%	12/04/2033	7,500	(548)	(548)	12	0
Receive	6-Month EURIBOR	3.063%	12/06/2033	10,100	(675)	(675)	16	0
Receive	6-Month EURIBOR	2.990%	12/08/2033	13,400	(802)	(802)	21	0
Receive	6-Month EURIBOR	2.970%	12/15/2033	16,300	(941)	(941)	25	0
Receive	6-Month EURIBOR	2.890%	12/22/2033	15,000	(749)	(749)	23	0
Receive	6-Month EURIBOR	2.910%	12/29/2033	10,000	(519)	(519)	15	0
Receive	6-Month EURIBOR	2.650%	01/08/2034	16,200	(434)	(434)	25	0
Pay	6-Month EURIBOR	2.780%	03/04/2034	11,600	414	414	0	(18)
Pay	6-Month EURIBOR	2.750%	03/05/2034	11,900	412	412	0	(19)
Receive	6-Month EURIBOR	2.670%	04/03/2034	7,200	(188)	(188)	11	0

INTEREST RATE SWAPS (Cont.)

変動金利の 支払/受取	変動金利 インデックス	固定金利	満期日	想定元本	市場価格	未実現評価 (損) 益	変動証拠金	
							資産	負債
Pay	6-Month EURIBOR	2.770%	04/29/2034	EUR 11,300	\$ 392	\$ 392	\$ 0	\$ (18)
Receive	6-Month EURIBOR	2.710%	08/06/2034	29,200	(409)	(409)	50	0
Receive	6-Month EURIBOR	2.680%	08/07/2034	22,000	(246)	(246)	38	0
Receive	6-Month EURIBOR	2.580%	08/29/2034	25,500	(34)	(34)	44	0
Receive	6-Month EURIBOR	2.390%	10/01/2034	25,300	446	446	43	0
Pay	6-Month EURIBOR	2.410%	11/05/2034	21,700	(36)	(36)	0	(40)
Pay	6-Month EURIBOR	2.380%	12/31/2034	14,500	(78)	(78)	0	(27)
Pay	6-Month EURIBOR	2.220%	01/08/2035	12,700	(285)	(285)	0	(23)
Receive	6-Month EURIBOR	2.400%	02/12/2035	17,800	89	89	33	0
Pay	6-Month EURIBOR	2.420%	03/07/2035	10,200	(33)	(33)	0	(19)
Pay	6-Month EURIBOR	2.480%	03/13/2035	17,700	13	13	0	(33)
Pay	6-Month EURIBOR	2.610%	03/24/2035	25,800	409	409	0	(49)
Pay	6-Month EURIBOR	2.520%	03/27/2035	10,200	67	67	0	(19)
Pay	6-Month EURIBOR	2.460%	04/01/2035	10,700	(1)	(1)	0	(20)
Receive	6-Month EURIBOR	2.510%	04/09/2035	10,300	(50)	(50)	20	0
Receive	6-Month EURIBOR	2.520%	04/09/2035	10,600	(62)	(62)	20	0
Receive	6-Month EURIBOR	2.550%	04/16/2035	22,300	(196)	(196)	43	0
Receive	6-Month EURIBOR	2.450%	05/05/2035	21,500	319	319	43	0
Receive [®]	6-Month EURIBOR	2.750%	03/18/2036	170,300	(1,155)	(1,404)	391	0
Receive	6-Month EURIBOR	0.250%	03/18/2050	37,600	20,494	17,482	262	0
Receive [®]	6-Month EURIBOR	0.830%	12/09/2052	186,200	24,272	23,170	680	0
Receive [®]	6-Month EURIBOR	3.000%	03/18/2056	152,700	(3,148)	(1,702)	1,848	0
Pay	Bank of Japan Uncollateralized Overnight Call Rate	0.176%	04/27/2027	¥ 3,890,000	(284)	(284)	6	0
Receive	Bank of Japan Uncollateralized Overnight Call Rate	(0.020%)	09/20/2028	67,650,000	13,904	12,318	0	(132)
Receive	Bank of Japan Uncollateralized Overnight Call Rate	0.000%	03/15/2029	75,360,000	18,368	17,624	0	(108)
Receive	Bank of Japan Uncollateralized Overnight Call Rate	0.700%	09/18/2029	22,520,000	2,157	1,865	0	(19)
Receive	Bank of Japan Uncollateralized Overnight Call Rate	0.400%	06/15/2032	3,814,400	1,367	1,378	8	0
Receive	Bank of Japan Uncollateralized Overnight Call Rate	1.000%	09/18/2034	11,590,000	2,525	1,865	49	0
Receive	Bank of Japan Uncollateralized Overnight Call Rate	1.250%	06/18/2035	2,734,000	284	851	14	0
Receive	Bank of Japan Uncollateralized Overnight Call Rate	0.500%	03/15/2042	1,855,000	2,478	1,888	14	0
Pay	Bank of Japan Uncollateralized Overnight Call Rate	0.711%	04/27/2042	945,000	1,083	1,083	7	0
Pay	BRL-CDI-Compounded	9.874%	01/02/2026	BRL 76,500	(833)	(833)	0	0
Pay	BRL-CDI-Compounded	9.899%	01/02/2026	38,600	(416)	(416)	0	0
Pay	BRL-CDI-Compounded	9.939%	01/02/2026	58,200	(615)	(615)	0	0
Pay	BRL-CDI-Compounded	10.052%	01/02/2026	145,800	(1,482)	(1,482)	0	0
Pay	BRL-CDI-Compounded	10.085%	01/02/2026	144,700	(1,454)	(1,454)	0	0
Pay	BRL-CDI-Compounded	10.105%	01/02/2026	143,400	(1,436)	(1,436)	0	0
Pay	BRL-CDI-Compounded	9.998%	01/04/2027	107,700	(1,600)	(1,600)	13	0
Pay	BRL-CDI-Compounded	10.037%	01/04/2027	26,000	(380)	(380)	3	0
Pay	BRL-CDI-Compounded	10.041%	01/04/2027	118,400	(1,736)	(1,736)	14	0
Pay	BRL-CDI-Compounded	10.072%	01/04/2027	54,290	(674)	(674)	6	0
Pay	BRL-CDI-Compounded	10.090%	01/04/2027	223,400	(3,225)	(3,225)	27	0
Pay	BRL-CDI-Compounded	10.098%	01/04/2027	164,150	(2,019)	(2,019)	20	0
Pay	BRL-CDI-Compounded	10.138%	01/04/2027	55,600	(789)	(789)	7	0
Pay	BRL-CDI-Compounded	10.165%	01/04/2027	63,240	(999)	(999)	10	0
Pay	BRL-CDI-Compounded	10.170%	01/04/2027	138,900	(1,664)	(1,664)	16	0
Pay	BRL-CDI-Compounded	10.182%	01/04/2027	166,560	(1,985)	(1,985)	20	0
Pay	BRL-CDI-Compounded	10.183%	01/04/2027	82,940	(988)	(988)	10	0
Pay	BRL-CDI-Compounded	10.203%	01/04/2027	194,390	(2,301)	(2,301)	23	0
Pay	BRL-CDI-Compounded	10.210%	01/04/2027	28,000	(330)	(330)	3	0
Pay	BRL-CDI-Compounded	10.256%	01/04/2027	194,220	(2,254)	(2,254)	23	0
Pay	BRL-CDI-Compounded	10.328%	01/04/2027	145,470	(1,643)	(1,643)	17	0
Pay	BRL-CDI-Compounded	11.250%	01/04/2027	5,300	(67)	(67)	1	0
Pay	BRL-CDI-Compounded	11.275%	01/04/2027	2,700	(33)	(33)	0	0
Pay	BRL-CDI-Compounded	11.290%	01/04/2027	2,700	(33)	(33)	0	0
Pay	BRL-CDI-Compounded	11.731%	01/04/2027	1,400	(13)	(13)	0	0
Pay	BRL-CDI-Compounded	11.746%	01/04/2027	5,900	(53)	(53)	1	0

INTEREST RATE SWAPS (Cont.)

変動金利の 支払/受取	変動金利 インデックス	固定金利	満期日	想定元本	市場価格	未実現評価 (損) 益	変動証拠金	
							資産	負債
Pay	BRL-CDI-Compounded	11.901%	01/04/2027	BRL 14,100	\$ (110)	\$ (110)	\$ 2	\$ 0
Pay	BRL-CDI-Compounded	13.927%	01/04/2027	226,100	(111)	(122)	27	0
Pay	BRL-CDI-Compounded	14.009%	01/04/2027	160,900	(46)	(46)	19	0
Pay	BRL-CDI-Compounded	13.291%	01/02/2029	148,200	29	38	67	0
Pay	BRL-CDI-Compounded	13.354%	01/02/2029	296,500	139	116	134	0
Pay	Canadian Overnight Repo Rate							
	Average	3.750%	12/20/2025	CAD 160,300	675	3,400	1	0
Pay	IBMXID1	9.020%	12/17/2029	MXN 77,400	274	274	0	(1)
Pay	IBMXID1	8.990%	12/18/2029	57,400	200	200	0	(1)
Pay	IBMXID1	9.135%	12/27/2029	111,300	425	425	0	(1)
Pay	IBMXID1	9.150%	12/31/2029	101,900	392	392	0	(1)
Pay	IBMXID1	9.108%	03/13/2030	293,600	1,127	1,127	0	(3)
Receive	Secured Overnight Financing Rate	1.600%	01/16/2026	\$ 167,700	4,599	2,465	1	0
Receive	Secured Overnight Financing Rate	2.300%	01/17/2026	120,700	2,474	2,448	1	0
Receive	Secured Overnight Financing Rate	0.928%	05/06/2026	25,800	583	583	2	0
Receive	Secured Overnight Financing Rate	0.940%	06/08/2026	35,000	758	758	3	0
Receive	Secured Overnight Financing Rate	0.500%	06/16/2026	251,400	6,476	2,626	18	0
Receive	Secured Overnight Financing Rate	1.030%	06/17/2026	43,000	882	882	4	0
Receive	Secured Overnight Financing Rate	1.010%	06/24/2026	39,800	817	817	4	0
Receive	Secured Overnight Financing Rate	2.590%	07/23/2026	77,400	1,024	1,024	7	0
Receive	Secured Overnight Financing Rate	2.243%	08/07/2026	52,000	843	843	4	0
Receive	Secured Overnight Financing Rate	1.250%	12/15/2026	3,300	98	169	0	0
Receive	Secured Overnight Financing Rate	1.740%	12/16/2026	15,800	356	356	1	0
Pay	Secured Overnight Financing Rate	1.380%	01/04/2027	37,200	(1,015)	(1,015)	0	(3)
Pay	Secured Overnight Financing Rate	1.570%	01/11/2027	21,300	(517)	(517)	0	(2)
Pay	Secured Overnight Financing Rate	1.570%	01/12/2027	13,400	(325)	769	0	(1)
Pay	Secured Overnight Financing Rate	1.425%	01/18/2027	25,400	(665)	1,548	0	(3)
Pay	Secured Overnight Financing Rate	1.443%	01/18/2027	27,300	(708)	(708)	0	(2)
Receive	Secured Overnight Financing Rate	1.350%	01/20/2027	19,000	517	517	2	0
Pay	Secured Overnight Financing Rate	1.418%	01/20/2027	12,700	(333)	(333)	0	(1)
Pay	Secured Overnight Financing Rate	1.550%	01/20/2027	84,500	(2,049)	(1,757)	0	(9)
Receive	Secured Overnight Financing Rate	1.560%	02/05/2027	28,000	987	987	2	0
Pay	Secured Overnight Financing Rate	1.580%	02/16/2027	26,400	(911)	1,267	0	(2)
Receive	Secured Overnight Financing Rate	1.450%	02/17/2027	62,000	2,257	2,257	6	0
Pay	Secured Overnight Financing Rate	1.700%	02/17/2027	248,100	(8,124)	(7,191)	0	(23)
Receive	Secured Overnight Financing Rate	1.420%	02/24/2027	46,300	1,693	1,693	4	0
Pay	Secured Overnight Financing Rate	1.650%	02/24/2027	154,200	(5,120)	(4,563)	0	(14)
Pay	Secured Overnight Financing Rate	1.620%	04/18/2027	26,900	(1,112)	(1,112)	0	(2)
Pay	Secured Overnight Financing Rate	1.783%	04/22/2027	20,100	(767)	(767)	0	(1)
Pay	Secured Overnight Financing Rate	1.788%	05/03/2027	20,600	(772)	(772)	0	(1)
Pay	Secured Overnight Financing Rate	1.000%	06/15/2027	51,050	(2,619)	(1,769)	0	(4)
Receive	Secured Overnight Financing Rate	1.000%	06/15/2027	68,850	3,533	1,238	4	0
Pay	Secured Overnight Financing Rate	2.850%	08/30/2027	24,600	(310)	(310)	0	(2)
Pay	Secured Overnight Financing Rate	3.050%	09/07/2027	12,500	(105)	(105)	0	(1)
Pay	Secured Overnight Financing Rate	2.955%	10/04/2027	25,100	(233)	(233)	0	(1)
Receive	Secured Overnight Financing Rate	3.750%	12/13/2027	25,200	(37)	(37)	1	0
Pay	Secured Overnight Financing Rate	2.500%	12/20/2027	259,700	(5,170)	(21,613)	0	(15)
Pay	Secured Overnight Financing Rate	2.490%	01/09/2028	190,500	(3,756)	6,407	0	(11)
Pay	Secured Overnight Financing Rate	3.800%	03/10/2028	38,100	224	224	0	(2)
Pay	Secured Overnight Financing Rate	1.280%	03/24/2028	73,200	(4,201)	(4,201)	0	(4)
Receive	Secured Overnight Financing Rate	1.235%	05/12/2028	13,100	816	816	1	0
Pay	Secured Overnight Financing Rate	0.500%	06/16/2028	366,282	(30,045)	25,716	0	(15)
Receive	Secured Overnight Financing Rate	3.250%	06/21/2028	131,000	881	2,445	13	0
Pay	Secured Overnight Financing Rate	2.700%	07/21/2028	14,100	(305)	(305)	0	(1)
Pay	Secured Overnight Financing Rate	2.675%	07/24/2028	14,400	(320)	(320)	0	(2)
Pay	Secured Overnight Financing Rate	2.468%	07/27/2028	14,200	(399)	(399)	0	(1)
Pay	Secured Overnight Financing Rate	3.800%	09/05/2028	67,400	765	765	0	(9)
Receive	Secured Overnight Financing Rate	3.510%	11/30/2028	10,070	38	38	2	0
Receive	Secured Overnight Financing Rate	3.515%	11/30/2028	15,210	55	55	3	0
Pay	Secured Overnight Financing Rate	1.500%	12/15/2028	29,662	(1,866)	(2,535)	0	(2)
Receive	Secured Overnight Financing Rate	1.500%	01/12/2029	14,850	924	924	1	0
Pay	Secured Overnight Financing Rate	1.700%	01/12/2029	54,000	(3,002)	2,469	0	(4)
Pay	Secured Overnight Financing Rate	1.518%	01/20/2029	7,600	(467)	(467)	0	(1)
Pay	Secured Overnight Financing Rate	1.630%	01/20/2029	10,600	(612)	(612)	0	(1)
Pay	Secured Overnight Financing Rate	1.630%	01/26/2029	12,700	(730)	(730)	0	(1)
Pay	Secured Overnight Financing Rate	1.618%	02/09/2029	4,800	(355)	(355)	0	(1)

INTEREST RATE SWAPS (Cont.)

変動金利の 支払/受取	変動金利 インデックス	固定金利	満期日	想定元本	市場価格	未実現評価 (損) 益	変動証拠金	
							資産	負債
Pay	Secured Overnight Financing Rate	3.940%	02/22/2029	\$ 50,500	\$ 770	\$ 770	\$ 0	\$ (11)
Pay	Secured Overnight Financing Rate	3.970%	02/27/2029	17,100	282	282	0	(4)
Receive	Secured Overnight Financing Rate	3.300%	02/28/2029	43,930	391	449	5	0
Receive	Secured Overnight Financing Rate	4.250%	03/20/2029	22,650	(628)	100	3	0
Pay	Secured Overnight Financing Rate	1.000%	06/15/2029	6,100	(567)	(402)	0	(1)
Receive	Secured Overnight Financing Rate	1.000%	06/15/2029	97,910	9,089	4,721	24	0
Pay	Secured Overnight Financing Rate	1.750%	06/15/2029	59,920	(3,865)	(148)	0	(15)
Pay	Secured Overnight Financing Rate	3.000%	06/19/2029	275,100	(4,411)	(36,128)	0	(47)
Receive	Secured Overnight Financing Rate	3.750%	06/20/2029	88,500	(990)	614	26	0
Pay	Secured Overnight Financing Rate	3.050%	09/08/2029	12,400	(161)	(161)	0	(4)
Pay	Secured Overnight Financing Rate	3.100%	09/09/2029	12,400	(137)	(137)	0	(4)
Receive	Secured Overnight Financing Rate	3.750%	12/18/2029	177,000	(1,586)	1,451	68	0
Receive	Secured Overnight Financing Rate	1.750%	01/23/2030	14,000	991	991	5	0
Receive	Secured Overnight Financing Rate	1.870%	01/23/2030	14,000	921	921	5	0
Pay	Secured Overnight Financing Rate	3.470%	02/22/2030	39,200	(96)	(96)	0	(17)
Pay	Secured Overnight Financing Rate	3.340%	02/23/2030	32,800	(281)	(281)	0	(14)
Receive	Secured Overnight Financing Rate	1.610%	02/28/2030	14,100	1,228	1,228	6	0
Receive [®]	Secured Overnight Financing Rate	3.300%	02/28/2030	119,907	250	427	53	0
Receive [®]	Secured Overnight Financing Rate	3.325%	02/28/2030	114,714	126	823	51	0
Pay	Secured Overnight Financing Rate	3.525%	03/02/2030	14,000	4	4	0	(6)
Receive	Secured Overnight Financing Rate	1.430%	03/17/2030	31,300	2,934	2,934	12	0
Receive	Secured Overnight Financing Rate	3.000%	03/19/2030	29,080	695	(270)	12	0
Receive	Secured Overnight Financing Rate	1.250%	06/17/2030	9,500	985	790	4	0
Receive	Secured Overnight Financing Rate	3.000%	06/21/2030	339,400	7,248	7,228	166	0
Pay	Secured Overnight Financing Rate	3.500%	06/22/2030	98,200	183	183	0	(49)
Receive	Secured Overnight Financing Rate	0.678%	07/29/2030	12,400	1,597	1,597	5	0
Receive	Secured Overnight Financing Rate	0.674%	08/05/2030	12,000	1,685	1,685	5	0
Pay	Secured Overnight Financing Rate	3.800%	08/22/2030	8,900	153	153	0	(5)
Receive	Secured Overnight Financing Rate	1.000%	12/16/2030	7,588	968	915	4	0
Pay [®]	Secured Overnight Financing Rate	3.750%	12/17/2030	497,340	8,308	(2,672)	0	(319)
Receive	Secured Overnight Financing Rate	3.500%	12/20/2030	1,077,100	3,688	(5,018)	675	0
Receive	Secured Overnight Financing Rate	4.250%	03/20/2031	12,680	(506)	54	9	0
Receive	Secured Overnight Financing Rate	3.328%	04/30/2031	7,370	75	75	5	0
Receive	Secured Overnight Financing Rate	3.431%	04/30/2031	12,390	54	54	9	0
Pay	Secured Overnight Financing Rate	0.750%	06/16/2031	13,609	(2,089)	(837)	0	(9)
Receive	Secured Overnight Financing Rate	0.750%	06/16/2031	335,400	51,438	24,871	228	0
Receive	Secured Overnight Financing Rate	3.750%	06/20/2031	671,400	(9,444)	(17,428)	522	0
Receive	Secured Overnight Financing Rate	3.300%	06/30/2031	22,890	240	238	16	0
Receive	Secured Overnight Financing Rate	1.450%	07/16/2031	23,600	2,705	2,705	16	0
Receive	Secured Overnight Financing Rate	1.370%	07/19/2031	10,500	1,250	1,250	7	0
Receive	Secured Overnight Financing Rate	1.360%	07/20/2031	15,700	1,876	1,876	10	0
Receive	Secured Overnight Financing Rate	1.405%	09/07/2031	25,500	3,244	3,244	17	0
Pay	Secured Overnight Financing Rate	1.500%	10/05/2031	15,500	(1,879)	(1,879)	0	(11)
Pay	Secured Overnight Financing Rate	1.535%	10/15/2031	15,400	(1,834)	(1,834)	0	(11)
Pay	Secured Overnight Financing Rate	1.535%	10/22/2031	10,300	(1,224)	(1,224)	0	(7)
Pay	Secured Overnight Financing Rate	1.545%	10/26/2031	10,300	(1,218)	(1,218)	0	(7)
Receive	Secured Overnight Financing Rate	3.750%	12/18/2031	363,770	(3,786)	863	319	0
Pay	Secured Overnight Financing Rate	1.735%	01/12/2032	10,100	(1,100)	(1,100)	0	(8)
Pay	Secured Overnight Financing Rate	1.655%	01/24/2032	12,700	(1,440)	(1,440)	0	(10)
Pay	Secured Overnight Financing Rate	1.768%	02/02/2032	9,600	(1,132)	(1,132)	0	(8)
Pay	Secured Overnight Financing Rate	1.650%	02/08/2032	16,100	(1,968)	(1,968)	0	(13)
Pay	Secured Overnight Financing Rate	2.000%	02/18/2032	23,000	(2,396)	(2,396)	0	(18)
Pay	Secured Overnight Financing Rate	1.730%	02/24/2032	15,200	(1,776)	(1,776)	0	(13)
Pay	Secured Overnight Financing Rate	1.765%	03/16/2032	5,300	(604)	(604)	0	(5)
Pay	Secured Overnight Financing Rate	3.250%	03/19/2032	38,800	(776)	1,151	0	(33)
Receive	Secured Overnight Financing Rate	3.250%	03/19/2032	40,720	805	(460)	36	0
Receive	Secured Overnight Financing Rate	3.750%	05/15/2032	254,011	(3,821)	(3,568)	234	0
Receive	Secured Overnight Financing Rate	2.385%	06/08/2032	10,400	756	756	9	0
Pay	Secured Overnight Financing Rate	1.250%	06/15/2032	55,640	(8,020)	1,065	0	(46)
Receive	Secured Overnight Financing Rate	1.250%	06/15/2032	45,970	6,614	4,858	38	0
Pay	Secured Overnight Financing Rate	1.750%	06/15/2032	78,300	(8,809)	(4,534)	0	(66)
Receive	Secured Overnight Financing Rate	1.500%	06/21/2032	12,800	1,711	1,287	11	0
Pay	Secured Overnight Financing Rate	3.050%	09/06/2032	18,800	(546)	(546)	0	(17)
Receive	Secured Overnight Financing Rate	3.750%	09/17/2032	56,250	(830)	644	54	0
Receive	Secured Overnight Financing Rate	3.610%	12/12/2032	10,100	11	11	10	0
Receive	Secured Overnight Financing Rate	3.350%	12/14/2032	5,000	98	98	5	0

INTEREST RATE SWAPS (Cont.)

変動金利の 支払/受取	変動金利 インデックス	固定金利	満期日	想定元本	市場価格	未実現評価 (損) 益	変動証拠金	
							資産	負債
Pay	Secured Overnight Financing Rate	3.750%	12/17/2032	\$ 125,510	\$ 1,933	\$ 25	\$ 4,396	\$ 0
Pay	Secured Overnight Financing Rate	3.400%	02/23/2033	31,600	(469)	(469)	0	(33)
Pay	Secured Overnight Financing Rate	3.430%	02/27/2033	21,500	(272)	(272)	0	(23)
Pay	Secured Overnight Financing Rate	3.370%	03/01/2033	20,800	(350)	(350)	0	(22)
Pay	Secured Overnight Financing Rate	3.405%	03/01/2033	20,300	(291)	(291)	0	(21)
Pay	Secured Overnight Financing Rate	3.300%	03/06/2033	20,200	(441)	(441)	0	(21)
Pay	Secured Overnight Financing Rate	3.450%	03/07/2033	38,300	(425)	(425)	0	(40)
Receive	Secured Overnight Financing Rate	3.500%	05/22/2033	911,110	5,814	(2,950)	1,013	0
Receive	Secured Overnight Financing Rate	3.700%	06/06/2033	529,370	(4,223)	69	600	0
Pay	Secured Overnight Financing Rate	3.300%	06/14/2033	77,300	(1,556)	(1,556)	0	(86)
Pay	Secured Overnight Financing Rate	3.000%	06/21/2033	230	(9)	(8)	0	0
Receive	Secured Overnight Financing Rate	3.000%	06/21/2033	366,140	15,082	13,550	406	0
Pay	Secured Overnight Financing Rate	3.500%	06/21/2033	65,300	(386)	(386)	0	(74)
Pay	Secured Overnight Financing Rate	3.650%	07/10/2033	37,000	181	181	0	(43)
Pay	Secured Overnight Financing Rate	3.750%	07/12/2033	31,800	382	382	0	(37)
Pay	Secured Overnight Financing Rate	3.730%	08/03/2033	10,600	115	115	0	(12)
Pay	Secured Overnight Financing Rate	3.735%	08/07/2033	12,100	136	136	0	(14)
Pay	Secured Overnight Financing Rate	3.780%	08/23/2033	35,500	470	470	0	(42)
Pay	Secured Overnight Financing Rate	3.800%	08/30/2033	17,800	286	286	0	(21)
Pay	Secured Overnight Financing Rate	3.900%	08/30/2033	35,900	829	829	0	(43)
Pay	Secured Overnight Financing Rate	4.030%	10/04/2033	33,900	1,103	1,103	0	(42)
Pay	Secured Overnight Financing Rate	4.175%	10/10/2033	16,300	696	696	0	(20)
Pay	Secured Overnight Financing Rate	4.150%	10/12/2033	16,300	668	668	0	(20)
Pay	Secured Overnight Financing Rate	4.200%	10/18/2033	14,000	623	623	0	(18)
Pay	Secured Overnight Financing Rate	4.220%	10/20/2033	16,400	753	753	0	(21)
Pay	Secured Overnight Financing Rate	4.230%	10/23/2033	8,800	410	410	0	(11)
Pay	Secured Overnight Financing Rate	4.255%	10/23/2033	8,800	425	425	0	(11)
Pay	Secured Overnight Financing Rate	4.383%	10/25/2033	8,200	475	475	0	(10)
Pay	Secured Overnight Financing Rate	4.450%	10/31/2033	10,200	631	631	0	(13)
Pay	Secured Overnight Financing Rate	4.435%	11/01/2033	8,600	522	522	0	(11)
Pay	Secured Overnight Financing Rate	4.450%	11/01/2033	16,900	1,046	1,046	0	(22)
Receive	Secured Overnight Financing Rate	4.250%	11/22/2033	16,800	(778)	(778)	22	0
Receive	Secured Overnight Financing Rate	4.030%	12/15/2033	16,700	(488)	(488)	21	0
Receive	Secured Overnight Financing Rate	3.950%	12/19/2033	17,600	(403)	(403)	23	0
Pay	Secured Overnight Financing Rate	3.500%	12/20/2033	35,610	(457)	1,285	0	(45)
Receive	Secured Overnight Financing Rate	3.500%	12/20/2033	131,800	1,736	(742)	155	0
Receive	Secured Overnight Financing Rate	3.842%	12/26/2033	8,900	(128)	(128)	11	0
Receive	Secured Overnight Financing Rate	3.854%	12/29/2033	16,600	(256)	(256)	21	0
Receive	Secured Overnight Financing Rate	3.750%	01/02/2034	8,300	(60)	(60)	11	0
Receive	Secured Overnight Financing Rate	3.810%	01/02/2034	8,300	(99)	(99)	11	0
Receive	Secured Overnight Financing Rate	3.684%	01/03/2034	8,300	(16)	(16)	11	0
Receive	Secured Overnight Financing Rate	3.648%	01/08/2034	16,700	15	15	21	0
Receive	Secured Overnight Financing Rate	3.670%	01/08/2034	18,000	(17)	(17)	23	0
Receive	Secured Overnight Financing Rate	3.584%	01/09/2034	16,800	85	85	21	0
Receive	Secured Overnight Financing Rate	3.600%	01/17/2034	19,400	87	87	25	0
Pay	Secured Overnight Financing Rate	3.735%	01/23/2034	8,700	55	55	0	(11)
Pay	Secured Overnight Financing Rate	3.738%	01/23/2034	5,200	34	34	0	(7)
Pay	Secured Overnight Financing Rate	3.655%	01/24/2034	9,800	(1)	(1)	0	(13)
Pay	Secured Overnight Financing Rate	3.665%	01/24/2034	17,200	12	12	0	(22)
Pay	Secured Overnight Financing Rate	3.685%	01/24/2034	17,300	40	40	0	(22)
Pay	Secured Overnight Financing Rate	3.620%	01/31/2034	9,100	(25)	(25)	0	(12)
Pay	Secured Overnight Financing Rate	3.725%	02/07/2034	8,300	47	47	0	(11)
Pay	Secured Overnight Financing Rate	3.783%	02/07/2034	7,000	72	72	0	(9)
Pay	Secured Overnight Financing Rate	3.860%	02/21/2034	33,800	558	558	0	(44)
Pay	Secured Overnight Financing Rate	3.650%	03/05/2034	18,200	1	1	0	(24)
Pay	Secured Overnight Financing Rate	3.700%	03/05/2034	9,400	38	38	0	(12)
Pay	Secured Overnight Financing Rate	3.710%	03/05/2034	18,100	87	87	0	(24)
Pay	Secured Overnight Financing Rate	3.900%	04/10/2034	16,800	339	339	0	(22)
Pay	Secured Overnight Financing Rate	3.900%	04/15/2034	8,700	176	176	0	(12)
Pay	Secured Overnight Financing Rate	3.950%	04/16/2034	18,000	434	434	0	(24)
Pay	Secured Overnight Financing Rate	4.080%	04/17/2034	16,700	574	574	0	(23)
Pay	Secured Overnight Financing Rate	4.085%	04/22/2034	16,700	581	581	0	(23)
Pay	Secured Overnight Financing Rate	4.150%	04/22/2034	40,100	1,600	1,600	0	(54)
Pay	Secured Overnight Financing Rate	4.078%	04/29/2034	17,400	597	597	0	(24)
Pay	Secured Overnight Financing Rate	4.090%	04/30/2034	17,500	617	617	0	(24)
Pay	Secured Overnight Financing Rate	4.130%	05/03/2034	16,300	627	627	0	(22)

INTEREST RATE SWAPS (Cont.)

変動金利の 支払/受取	変動金利 インデックス	固定金利	満期日	想定元本	市場価格	未実現評価 (損) 益	変動証拠金	
							資産	負債
Receive	Secured Overnight Financing Rate	4.080%	06/05/2034	\$ 18,700	\$ (650)	\$ (650)	\$ 26	\$ 0
Pay	Secured Overnight Financing Rate	3.750%	06/20/2034	74,070	667	2,745	0	(99)
Receive	Secured Overnight Financing Rate	3.994%	07/02/2034	23,900	(675)	(675)	33	0
Receive	Secured Overnight Financing Rate	4.060%	07/02/2034	16,800	(561)	(561)	23	0
Receive	Secured Overnight Financing Rate	3.880%	07/10/2034	77,800	(1,512)	(1,512)	107	0
Receive	Secured Overnight Financing Rate	3.850%	08/05/2034	29,500	(511)	(511)	41	0
Receive	Secured Overnight Financing Rate	3.715%	08/07/2034	34,430	(237)	(184)	47	0
Receive	Secured Overnight Financing Rate	3.555%	08/28/2034	40,200	213	213	55	0
Receive	Secured Overnight Financing Rate	3.565%	08/28/2034	20,900	95	95	29	0
Receive	Secured Overnight Financing Rate	3.589%	08/28/2034	40,200	76	76	55	0
Receive	Secured Overnight Financing Rate	3.605%	08/28/2034	16,100	23	23	22	0
Receive	Secured Overnight Financing Rate	3.611%	08/28/2034	80,400	78	78	111	0
Receive	Secured Overnight Financing Rate	3.643%	08/28/2034	40,200	(61)	(61)	56	0
Receive	Secured Overnight Financing Rate	3.514%	09/04/2034	15,800	133	133	22	0
Receive	Secured Overnight Financing Rate	3.525%	09/04/2034	19,400	147	147	27	0
Receive	Secured Overnight Financing Rate	3.410%	09/05/2034	17,800	293	293	24	0
Receive	Secured Overnight Financing Rate	3.240%	09/16/2034	8,900	262	262	12	0
Receive	Secured Overnight Financing Rate	3.278%	09/16/2034	35,400	941	941	48	0
Pay	Secured Overnight Financing Rate	3.385%	10/17/2034	19,000	(341)	(341)	0	(26)
Pay	Secured Overnight Financing Rate	3.395%	10/17/2034	40,700	(700)	(700)	0	(57)
Pay	Secured Overnight Financing Rate	3.400%	10/17/2034	16,400	(276)	(276)	0	(23)
Pay	Secured Overnight Financing Rate	3.446%	10/23/2034	20,000	(264)	(264)	0	(28)
Pay	Secured Overnight Financing Rate	3.495%	10/30/2034	31,000	(290)	(290)	0	(44)
Pay	Secured Overnight Financing Rate	3.866%	11/14/2034	41,700	563	563	0	(60)
Pay	Secured Overnight Financing Rate	3.865%	11/20/2034	30,200	408	408	0	(43)
Pay	Secured Overnight Financing Rate	3.750%	12/18/2034	1,560	6	1	0	(2)
Pay	Secured Overnight Financing Rate	4.015%	12/30/2034	28,400	770	770	0	(42)
Pay	Secured Overnight Financing Rate	3.933%	01/06/2035	35,500	713	713	0	(52)
Pay	Secured Overnight Financing Rate	3.840%	01/08/2035	18,900	228	228	0	(28)
Pay	Secured Overnight Financing Rate	3.850%	01/08/2035	8,400	109	109	0	(12)
Pay	Secured Overnight Financing Rate	3.896%	01/08/2035	35,500	600	600	0	(52)
Pay	Secured Overnight Financing Rate	3.900%	01/08/2035	16,600	286	286	0	(24)
Pay	Secured Overnight Financing Rate	3.970%	01/15/2035	16,000	374	374	0	(24)
Pay	Secured Overnight Financing Rate	4.071%	01/15/2035	26,900	863	863	0	(40)
Pay	Secured Overnight Financing Rate	4.100%	01/21/2035	13,800	478	478	0	(21)
Pay	Secured Overnight Financing Rate	4.090%	01/22/2035	37,300	1,260	1,260	0	(56)
Receive	Secured Overnight Financing Rate	4.000%	02/26/2035	21,200	(557)	(557)	32	0
Receive	Secured Overnight Financing Rate	3.890%	03/03/2035	21,200	(357)	(357)	32	0
Receive	Secured Overnight Financing Rate	3.908%	03/04/2035	16,700	(306)	(306)	25	0
Receive	Secured Overnight Financing Rate	3.870%	03/05/2035	8,800	(133)	(133)	13	0
Receive	Secured Overnight Financing Rate	3.874%	03/05/2035	17,700	(274)	(274)	27	0
Receive	Secured Overnight Financing Rate	3.905%	03/12/2035	40,500	(737)	(737)	61	0
Receive	Secured Overnight Financing Rate	3.930%	03/24/2035	85,600	(1,748)	(1,748)	131	0
Receive	Secured Overnight Financing Rate	3.884%	03/25/2035	20,500	(338)	(338)	31	0
Pay	Secured Overnight Financing Rate	3.750%	05/07/2035	33,500	181	181	0	(52)
Receive	Secured Overnight Financing Rate	3.551%	09/17/2035	16,900	172	172	27	0
Receive	Secured Overnight Financing Rate	3.750%	09/17/2035	3,800	(24)	8	6	0
Receive	Secured Overnight Financing Rate	3.750%	12/17/2035	5,560	(36)	49	10	0
Receive	Secured Overnight Financing Rate	2.500%	06/20/2048	7,900	2,066	3,161	29	0
Receive	Secured Overnight Financing Rate	1.910%	10/17/2049	11,400	4,191	4,196	38	0
Receive	Secured Overnight Financing Rate	1.895%	10/18/2049	11,400	4,216	4,181	38	0
Receive	Secured Overnight Financing Rate	3.388%	11/15/2049	3,710	398	398	15	0
Receive	Secured Overnight Financing Rate	3.464%	11/15/2049	4,900	448	448	20	0
Receive	Secured Overnight Financing Rate	3.527%	11/15/2049	2,030	164	164	8	0
Receive	Secured Overnight Financing Rate	2.000%	01/15/2050	8,800	3,087	3,281	30	0
Receive	Secured Overnight Financing Rate	1.625%	01/16/2050	22,500	9,233	2,248	73	0
Receive	Secured Overnight Financing Rate	1.750%	01/22/2050	47,500	18,532	16,775	157	0
Receive	Secured Overnight Financing Rate	1.625%	02/03/2050	42,500	17,891	15,067	138	0
Receive	Secured Overnight Financing Rate	1.875%	02/07/2050	2,700	1,029	1,009	9	0
Receive	Secured Overnight Financing Rate	1.500%	06/17/2050	1,200	524	646	4	0
Pay	Secured Overnight Financing Rate	1.215%	10/13/2050	14,900	(7,249)	(7,249)	0	(46)
Pay	Secured Overnight Financing Rate	1.144%	11/04/2050	9,000	(4,521)	(4,521)	0	(28)
Receive	Secured Overnight Financing Rate	1.250%	12/16/2050	128,700	62,037	48,859	405	0
Pay	Secured Overnight Financing Rate	1.485%	01/13/2051	13,900	(6,147)	(6,147)	0	(45)
Pay	Secured Overnight Financing Rate	1.585%	01/13/2051	14,700	(6,238)	(6,238)	0	(49)
Pay	Secured Overnight Financing Rate	1.523%	01/19/2051	8,900	(3,878)	(3,878)	0	(29)

INTEREST RATE SWAPS (Cont.)

変動金利の 支払/受取	変動金利 インデックス	固定金利	満期日	想定元本	市場価格	未実現評価 (損) 益	変動証拠金		
							資産	負債	
Pay	Secured Overnight Financing Rate	1.550%	01/21/2051	\$ 10,400	\$ (4,485)	\$ (4,485)	\$ 0	\$ (34)	
Pay	Secured Overnight Financing Rate	1.590%	02/09/2051	98,800	(43,003)	(43,003)	0	(327)	
Receive	Secured Overnight Financing Rate	1.250%	06/16/2051	386,100	187,712	122,255	1,294	0	
Receive	Secured Overnight Financing Rate	1.945%	06/23/2051	22,200	8,262	8,262	78	0	
Receive	Secured Overnight Financing Rate	1.785%	08/12/2051	13,100	5,338	5,338	45	0	
Pay	Secured Overnight Financing Rate	1.815%	01/24/2052	2,500	(989)	(989)	0	(9)	
Pay	Secured Overnight Financing Rate	1.867%	01/26/2052	2,500	(968)	(968)	0	(9)	
Receive	Secured Overnight Financing Rate	1.750%	06/15/2052	96,100	36,263	27,203	366	0	
Pay	Secured Overnight Financing Rate	3.080%	02/23/2053	11,200	(1,771)	(1,771)	0	(51)	
Pay	Secured Overnight Financing Rate	3.370%	07/12/2053	22,400	(2,323)	(2,323)	0	(107)	
Pay	Secured Overnight Financing Rate	2.550%	07/21/2053	3,600	(880)	(880)	0	(16)	
Pay	Secured Overnight Financing Rate	2.537%	07/24/2053	3,600	(887)	(887)	0	(16)	
Pay	Secured Overnight Financing Rate	3.830%	10/12/2053	5,100	(118)	(118)	0	(26)	
Pay	Secured Overnight Financing Rate	3.880%	10/16/2053	5,100	(74)	(74)	0	(26)	
Pay	Secured Overnight Financing Rate	3.870%	10/17/2053	5,500	(89)	(89)	0	(28)	
Receive	Secured Overnight Financing Rate	3.300%	11/15/2053	7,960	987	1,031	37	0	
Receive ^(b)	Secured Overnight Financing Rate	3.925%	11/15/2053	84,300	603	1,267	414	0	
Pay	Secured Overnight Financing Rate	3.555%	03/05/2054	7,400	(56)	(56)	0	(37)	
Receive	Secured Overnight Financing Rate	3.500%	09/17/2055	55,800	4,449	(1,102)	284	0	
Pay	Sterling Overnight Interbank Average Rate	3.750%	09/17/2030	GBP 1,111,400	8,594	14,604	0	(789)	
Receive	Sterling Overnight Interbank Average Rate	3.700%	03/28/2034	7,300	114	113	10	0	
Receive	Sterling Overnight Interbank Average Rate	4.000%	09/17/2035	67,300	(590)	(2,005)	93	0	
Receive	Sterling Overnight Interbank Average Rate	4.500%	09/17/2055	3,720	(91)	(267)	10	0	
Receive	UK Retail Price Index	0.000%	09/15/2031	34,900	(3,967)	(3,788)	0	(72)	
Receive	UK Retail Price Index	0.000%	10/15/2031	46,300	(4,306)	(4,246)	0	(99)	
Receive	UK Retail Price Index	0.000%	11/15/2031	23,300	(1,709)	(1,457)	0	(50)	
						\$ 386,124	\$ 225,742	\$ 18,868	\$ (7,797)
Total Swap Agreements						\$ 417,172	\$ 235,168	\$ 18,900	\$ (8,143)

FINANCIAL DERIVATIVE INSTRUMENTS: EXCHANGE-TRADED OR CENTRALLY CLEARED SUMMARY

The following is a summary of the market value and variation margin of Exchange-Traded or Centrally Cleared Financial Derivative Instruments as of October 31, 2025:

- (p) Securities with an aggregate market value of \$305,062 and cash of \$12,290 have been pledged as collateral for exchange-traded and centrally cleared financial derivative instruments as of October 31, 2025. See Note 8, Master Netting Arrangements, in the Notes to Financial Statements for more information regarding master netting arrangements.

	金融派生商品資産				金融派生商品負債			
	市場価格		変動証拠金資産		市場価格		変動証拠金負債	
	買いオプション	先物	スワップ	合計	売りオプション	先物	スワップ	合計
Total Exchange-Traded or Centrally Cleared	\$ 0	\$ 748	\$ 18,900	\$ 19,648	\$ 0	\$ (2,554)	\$ (8,143)	\$ (10,697)

⁽¹⁾ If the Fund is a buyer of protection and a credit event occurs, as defined under the terms of that particular swap agreement, the Fund will either (i) receive from the seller of protection an amount equal to the notional amount of the swap and deliver the referenced obligation or underlying securities comprising the referenced index or (ii) receive a net settlement amount in the form of cash or securities equal to the notional amount of the swap less the recovery value of the referenced obligation or underlying securities comprising the referenced index.

⁽²⁾ If the Fund is a seller of protection and a credit event occurs, as defined under the terms of that particular swap agreement, the Fund will either (i) pay to the buyer of protection an amount equal to the notional amount of the swap and take delivery of the referenced obligation or underlying securities comprising the referenced index or (ii) pay a net settlement amount in the form of cash or securities equal to the notional amount of the swap less the recovery value of the referenced obligation or underlying securities comprising the referenced index.

⁽³⁾ Implied credit spreads, represented in absolute terms, utilized in determining the market value of credit default swap agreements on corporate issues, U.S. Municipal issues or sovereign issues as of period end serve as indicators of the current status of the payment/performance risk and represent the likelihood or risk of default for the credit derivative. The implied credit spread of a particular referenced entity reflects the cost of buying/selling protection and may include upfront payments required to be made to enter into the agreement. Wider credit spreads represent a deterioration of the referenced entity's credit soundness and a greater likelihood or risk of default or other credit event occurring as defined under the terms of the agreement.

⁽⁴⁾ The maximum potential amount the Fund could be required to pay as a seller of credit protection or receive as a buyer of credit protection if a credit event occurs as defined under the terms of that particular swap agreement.

⁽⁵⁾ The prices and resulting values for credit default swap agreements serve as indicators of the current status of the payment/performance risk and represent the likelihood of an expected liability (or profit) for the credit derivative should the notional amount of the swap agreement be closed/sold as of the period end. Increasing market values, in absolute terms when compared to the notional amount of the swap, represent a deterioration of the referenced underlying's credit soundness and a greater likelihood or risk of default or other credit event occurring as defined under the terms of the agreement.

⁽⁶⁾ This instrument has a forward starting effective date. See Note 2, Securities Transactions and Investment Income, in the Notes to Financial Statements for Further information.

(q) FINANCIAL DERIVATIVE INSTRUMENTS: OVER THE COUNTER

FORWARD FOREIGN CURRENCY CONTRACTS:

取引相手	決済月	受渡し通貨	受取通貨	未実現評価 (損) 益		
				資産	負債	
AZD	11/2025	AUD	1,989	\$ 1,307	\$ 5	\$ 0
AZD	11/2025	CAD	111,315	80,140	695	0
AZD	11/2025	NZD	18,882	10,854	42	0
AZD	11/2025	\$	65,794	AUD 100,220	0	(185)
AZD	12/2025	AUD	100,220	\$ 65,816	184	0
AZD	12/2025	\$	10,867	NZD 18,882	0	(42)
BOA	11/2025	AUD	9,532	\$ 6,261	21	0
BOA	11/2025	CAD	90,040	64,602	338	0
BOA	11/2025	CNH	33,838	4,749	0	(8)
BOA	11/2025	JPY	964,663	6,339	77	0
BOA	11/2025	NZD	2,265	1,306	9	0
BOA	11/2025	\$	9,212	EUR 7,883	0	(113)
BOA	11/2025		10,917	GBP 8,175	0	(177)
BOA	11/2025		3,616	IDR 60,025,308	0	(11)
BOA	11/2025		1,145	ILS 3,827	31	0
BOA	11/2025		1,132	INR 100,581	0	0
BOA	11/2025		4,381	JPY 649,140	0	(168)
BOA	11/2025		87,788	SGD 113,642	0	(469)
BOA	11/2025		571	ZAR 9,940	2	0
BOA	12/2025	IDR	60,502,938	\$ 3,640	10	0
BOA	12/2025	SGD	113,399	87,788	466	0
BOA	12/2025	TRY	1,979	45	0	(1)
BOA	12/2025	\$	6,339	JPY 961,976	0	(77)
BOA	12/2025		5,758	MXN 108,357	56	0
BOA	01/2026	TWD	154,019	\$ 5,051	27	0
BOA	01/2026	\$	11,624	PLN 42,539	0	(105)
BPS	11/2025	CAD	70,066	\$ 50,038	30	0
BPS	11/2025	CHF	941	1,194	22	0
BPS	11/2025	CNH	93,389	13,115	0	(13)
BPS	11/2025	CNY	4,001	565	3	0
BPS	11/2025	IDR	142,372,512	8,555	4	0
BPS	11/2025		143,638,030	8,638	13	0
BPS	11/2025		47,961,625	2,870	0	(14)
BPS	11/2025		60,502,025	3,640	7	0
BPS	11/2025	INR	735,110	8,295	20	0
BPS	11/2025		306,445	3,480	31	0
BPS	11/2025		291,060	3,270	0	(9)
BPS	11/2025	KRW	1,897,794	1,328	0	(2)
BPS	11/2025		1,301,980	920	8	0
BPS	11/2025		2,523,269	1,800	29	0
BPS	11/2025		3,126,780	2,191	1	0
BPS	11/2025		74,684	52	0	0
BPS	11/2025	THB	43,889	1,350	0	(9)
BPS	11/2025		60,257	1,840	0	(26)
BPS	11/2025	\$	2,283	CAD 3,182	0	(12)
BPS	11/2025		565	CNY 4,001	0	(2)
BPS	11/2025		43,481	EUR 37,317	0	(410)
BPS	11/2025		6,531	GBP 4,901	0	(82)
BPS	11/2025		2,882	IDR 47,961,625	2	0
BPS	11/2025		2,481	ILS 8,338	81	0
BPS	11/2025		3,285	INR 291,060	0	(6)
BPS	11/2025		5,298	JPY 794,533	0	(140)
BPS	11/2025		1,773	KRW 2,523,269	0	(2)
BPS	11/2025		2,754	THB 90,162	39	0
BPS	11/2025		1,840	60,336	30	0
BPS	12/2025	TWD	57,901	\$ 1,929	46	0
BPS	12/2025	\$	565	CNY 3,993	0	(2)
BPS	12/2025		2,751	EUR 2,374	0	(7)
BPS	12/2025		125	HUF 41,505	0	(2)
BPS	12/2025		8,980	IDR 150,231,895	34	0
BPS	12/2025		1,633	MXN 31,125	37	0
BPS	12/2025		0	THB 7	0	0
BPS	01/2026	TWD	491,974	\$ 16,213	165	0
BPS	01/2026	\$	6,078	PLN 22,334	0	(30)

FORWARD FOREIGN CURRENCY CONTRACTS (Cont.):

取引相手	決済月	受渡し通貨		受取通貨		未実現評価 (損) 益			
		資産	負債	資産	負債	資産	負債		
BPS	05/2026	\$	557	KWD	169	\$	0	\$	(2)
BPS	05/2026		835		254		0		(4)
BPS	05/2026		278		85		0		0
BPS	05/2026		573		175		1		0
BPS	05/2026		951		290		0		(1)
BPS	06/2026		870		266		0		0
BPS	06/2026		615		188		0		0
BPS	06/2026		299		91		1		0
BPS	06/2026		280		85		0		0
BPS	06/2026		287		88		1		0
BPS	07/2026		597		182		0		0
BPS	07/2026		859		263		1		0
BPS	06/2027		1,119		340		0		(2)
BPS	05/2029	KWD	3,636	\$	12,500		500		0
BPS	05/2029		1,155		3,970		159		0
BPS	07/2029		637		2,190		88		0
BPS	05/2030		3,597		12,387		501		0
BPS	08/2030		1,066		3,595		71		0
BRC	11/2025	CAD	723		519		3		0
BRC	11/2025	INR	257,193		2,892		0		(3)
BRC	11/2025	NOK	25		3		0		0
BRC	11/2025	\$	16,143	CHF	12,835		0		(155)
BRC	11/2025		4,661	EUR	3,968		0		(81)
BRC	11/2025		2,202	GBP	1,640		0		(47)
BRC	11/2025		1,105	JPY	167,800		0		(16)
BRC	11/2025		4,854	TRY	210,891		157		0
BRC	11/2025		875		38,117		27		0
BRC	11/2025		512		22,236		16		0
BRC	11/2025		1,680		72,997		53		0
BRC	11/2025		1,025		44,653		20		0
BRC	11/2025		2,815		122,603		63		0
BRC	11/2025		20,914		915,675		446		0
BRC	11/2025		2,583		112,546		88		0
BRC	11/2025		883	ZAR	15,329		1		0
BRC	11/2025	ZAR	9,115	\$	518		0		(8)
BRC	12/2025	MXN	447,050		23,456		0		(531)
BRC	12/2025	\$	2,403	CAD	3,361		0		(1)
BRC	12/2025		276	MXN	5,097		0		(2)
BRC	12/2025		3,204	TRY	141,341		43		0
BRC	12/2025		11,717		513,375		147		0
BRC	12/2025		584		25,582		10		0
BRC	12/2025		84		3,695		1		0
BRC	12/2025		2,187		96,181		30		0
BRC	12/2025		5,923		261,442		71		0
BRC	01/2026		1,549	PLN	5,643		0		(21)
BRC	01/2026		6,966	TRY	314,540		11		0
BRC	01/2026		5,783		262,336		59		0
BRC	01/2026		2,970		133,933		34		0
BRC	01/2026		3,833		172,464		38		0
BRC	01/2026		6,133		276,618		22		0
BRC	01/2026		10,725		483,995		112		0
BRC	01/2026		529		23,851		0		0
BSS	11/2025	CAD	390,169	\$	279,132		626		0
BSS	11/2025	JPY	3,725,047		24,500		320		0
BSS	11/2025	NZD	7,198		4,166		44		0
BSS	11/2025	PEN	8,663		2,344		0		(225)
BSS	11/2025		14,514		4,012		0		(290)
BSS	11/2025	\$	815,871	EUR	700,258		0		(7,633)
BSS	11/2025		696,149	GBP	527,945		0		(2,508)
BSS	11/2025		2,566	PEN	8,666		4		0
BSS	12/2025	EUR	700,258	\$	817,150		7,632		0
BSS	12/2025	GBP	527,945		696,170		2,480		0
BSS	12/2025	MXN	487,218		25,561		0		(582)
BSS	12/2025	PEN	170,549		47,809		0		(2,708)
BSS	12/2025	\$	24,500	JPY	3,714,684		0		(319)
BSS	12/2025		3,785	NZD	6,534		0		(39)
BSS	01/2026	PEN	12,955	\$	3,637		0		(195)

FORWARD FOREIGN CURRENCY CONTRACTS (Cont.):

取引相手	決済月	受渡し通貨	受取通貨	未実現評価 (損) 益		
				資産	負債	
BSS	01/2026	PEN	194	\$ 55	\$ 0	\$ (13)
BSS	01/2026		8,641	2,499	0	(58)
BSS	02/2026		27,337	7,997	0	(83)
BSS	02/2026		13,174	3,768	0	(126)
BSS	03/2026		10,803	3,182	0	(17)
BSS	03/2026		22,536	6,452	0	(203)
BSS	03/2026		8,711	2,566	0	(5)
CBK	11/2025	CAD	220,099	157,268	184	0
CBK	11/2025	CHF	2,500	3,135	21	0
CBK	11/2025	CNH	87,365	12,266	0	(15)
CBK	11/2025	CDP	17,053,666	4,096	0	(321)
CBK	11/2025	EUR	13,279	15,441	115	0
CBK	11/2025	GBP	18,679	24,994	453	0
CBK	11/2025	NOK	2,464	247	3	0
CBK	11/2025	PEN	120,803	33,809	0	(2,003)
CBK	11/2025		28,164	7,697	0	(653)
CBK	11/2025		6,999	1,911	0	(163)
CBK	11/2025	SEK	1,930	206	2	0
CBK	11/2025	\$	7,008	AUD 10,789	55	0
CBK	11/2025		4,851	CAD 6,750	0	(33)
CBK	11/2025		16,390	EUR 14,063	0	(159)
CBK	11/2025		12,761	GBP 9,523	0	(249)
CBK	11/2025		14	IDR 230,063	0	0
CBK	11/2025		1,678	ILS 5,624	50	0
CBK	11/2025		41,713	INR 3,713,416	85	0
CBK	11/2025		2,588	JPY 392,100	0	(43)
CBK	11/2025		6,191	NZD 10,776	0	(20)
CBK	11/2025		2,068	PEN 7,009	10	0
CBK	11/2025		4,270	14,488	24	0
CBK	12/2025	IDR	230,063	\$ 14	0	0
CBK	12/2025	PEN	7,491	2,147	0	(72)
CBK	12/2025		18,093	4,888	0	(474)
CBK	12/2025	THB	44,948	1,383	0	(11)
CBK	12/2025	TWD	191,617	6,338	104	0
CBK	12/2025	\$	4,165	IDR 69,996,456	35	0
CBK	12/2025		36	PEN 129	2	0
CBK	01/2026	PEN	7,869	\$ 2,211	0	(118)
CBK	01/2026		14,519	4,270	0	(25)
CBK	01/2026	TWD	1,547,310	50,972	500	0
CBK	01/2026	\$	37,391	BRL 204,621	56	0
CBK	02/2026	PEN	7,033	\$ 2,068	0	(10)
CBK	02/2026		3,194	891	0	(53)
CBK	03/2026		18,783	5,343	0	(203)
CBK	03/2026		21,504	6,107	0	(242)
CBK	06/2026		66,941	18,877	0	(646)
DUB	11/2025	CNH	96,418	13,412	0	(1)
DUB	11/2025	ILS	12,824	3,755	0	(185)
DUB	11/2025	INR	1,035,091	11,688	37	0
DUB	11/2025		284,935	3,216	6	0
DUB	11/2025	KRW	8,722,447	6,146	36	0
DUB	11/2025	\$	17,292	INR 1,538,549	26	0
DUB	11/2025		3,242	284,935	0	(32)
DUB	11/2025	ZAR	22,011	\$ 1,257	0	(11)
DUB	01/2026	\$	7,900	INR 704,132	0	(17)
FAR	11/2025	AUD	176,834	\$ 115,512	0	(253)
FAR	11/2025	CAD	30,027	21,473	39	0
FAR	11/2025	GBP	628,128	844,894	19,628	0
FAR	11/2025	JPY	9,445,200	62,201	890	0
FAR	11/2025	NZD	8,163	4,688	13	0
FAR	11/2025	SGD	113,633	88,455	1,142	0
FAR	11/2025	\$	48,311	AUD 73,199	0	(392)
FAR	11/2025		2,898	CHF 2,300	0	(33)
FAR	11/2025		250	NOK 2,526	0	(1)
FAR	11/2025		14	SGD 18	0	0
FAR	11/2025		872	ZAR 15,143	0	0
FAR	12/2025	AUD	73,199	\$ 48,326	390	0
FAR	12/2025	MXN	742,965	39,476	0	(389)

FORWARD FOREIGN CURRENCY CONTRACTS (Cont.):

取引相手	決済月	受渡し通貨		受取通貨		未実現評価(損)益	
						資産	負債
FAR	12/2025	NOK	2,526	\$	250	\$	0
FAR	12/2025	SGD	18		14		0
FAR	12/2025	\$	62,201		JPY 9,418,970		(887)
FAR	12/2025		21,522		MXN 407,792	359	0
FAR	12/2025		4,693		NZD 8,163	0	(13)
FAR	01/2026		16,612		MXN 308,785	0	(121)
FAR	01/2026		7,574		PLN 27,883	0	(23)
FAR	01/2026		8,374		30,509	0	(113)
GLM	11/2025	BRL	975,958	\$	181,079		(152)
GLM	11/2025	CAD	7,224		5,150		(4)
GLM	11/2025	IDR	47,961,047		2,882		(2)
GLM	11/2025	INR	6,192		70	1	0
GLM	11/2025		6,187		70		0
GLM	11/2025	KRW	2,481,772		1,744	2	0
GLM	11/2025		2,479,971		1,732		(5)
GLM	11/2025	\$	181,260	BRL	975,958		(29)
GLM	11/2025		6,636	IDR	110,183,889		(18)
GLM	11/2025		2,891		47,961,047		(7)
GLM	11/2025		431	ILS	1,438	11	0
GLM	11/2025		70	INR	6,187		(1)
GLM	11/2025		1,732	KRW	2,481,772	10	0
GLM	11/2025		82	TRY	3,599	2	0
GLM	12/2025	IDR	190,591,244	\$	11,467	31	0
GLM	12/2025	MXN	10,366		546		(10)
GLM	12/2025	\$	4,020	IDR	67,211,909	13	0
GLM	12/2025		2,131	MXN	39,500		(12)
GLM	01/2026	NGN	646,947	\$	441		(5)
GLM	01/2026	\$	7,503	PLN	27,414		(80)
GLM	01/2026		2,144		7,829		(24)
GLM	02/2026		181,079	BRL	996,719		(31)
JPM	11/2025	CNH	36,584	\$	4,990		(12)
JPM	11/2025	ILS	13,399		4,058		(59)
JPM	11/2025	KRW	3,124,882		2,182		(7)
JPM	11/2025	\$	4,969	EUR	4,268		(42)
JPM	11/2025		2,457	GBP	1,844		(34)
JPM	11/2025		1,922	IDR	31,958,560		(3)
JPM	11/2025		14,753	INR	1,311,110	4	0
JPM	11/2025		2,182	KRW	3,125,100	7	0
JPM	11/2025	ZAR	19,491	\$	1,112		(11)
JPM	12/2025	IDR	31,997,958		1,922	2	0
JPM	12/2025	MXN	134,534		7,249	31	0
JPM	12/2025	\$	8,632	MXN	160,721		(8)
JPM	01/2026	MXN	1,710	\$	92	1	0
JPM	01/2026	\$	7,223	PLN	26,541		(36)
JPM	01/2026		5,409		19,974		0
MBC	11/2025	CHF	2,769	\$	3,483	34	0
MBC	11/2025	CNH	226,497		31,847	9	0
MBC	11/2025	CNY	4,012		566	2	0
MBC	11/2025	NOK	26		3		0
MBC	11/2025	NZD	3,983		2,300	19	0
MBC	11/2025	\$	565	CNY	4,012		(1)
MBC	11/2025		12,538	EUR	10,749		(132)
MBC	11/2025		39,990	GBP	29,843		(780)
MBC	11/2025		692	ILS	2,303	16	0
MBC	11/2025		1,314	JPY	199,861		(16)
MBC	12/2025	AUD	9,532	\$	6,233		(9)
MBC	12/2025	\$	34,608	MXN	649,374	235	0
MBC	01/2026		2,876	PLN	10,542		(21)
MBC	01/2026		1,134	THB	36,721	9	0
MYI	11/2025	INR	2,959	\$	33		0
MYI	11/2025	\$	55,233	JPY	8,217,242		(1,894)
MYI	11/2025		102	ZAR	1,763		0
MYI	12/2025	TWD	153,546	\$	5,130	135	0
MYI	12/2025	\$	9,398	MXN	175,768	33	0
MYI	01/2026	PLN	10	\$	3		0
NGF	11/2025	KRW	8,272,549		5,787		(7)
NGF	12/2025	\$	3,363	IDR	55,987,140		(4)

FORWARD FOREIGN CURRENCY CONTRACTS (Cont.):

取引相手	決済月	受渡し通貨	受取通貨	未実現評価 (損) 益	
				資産	負債
NGF	01/2026	\$ 5,402	TRY 243,757	\$ 0	\$ 0
NGF	01/2026	5,152	232,560	52	0
NGF	01/2026	12	544	0	0
RBC	11/2025	29	IDR 476,716	0	0
RBC	12/2025	IDR 476,716	\$ 29	0	0
RBC	12/2025	\$ 7,360	MXN 137,406	13	0
RYL	11/2025	2,596	GBP 1,944	0	(42)
RYL	11/2025	25,010	NZD 43,501	0	(99)
SCX	11/2025	CAD 155	\$ 111	1	0
SCX	11/2025	CNH 68,730	9,657	0	(4)
SCX	11/2025	COP 17,068,092	4,385	0	(26)
SCX	11/2025	\$ 81,917	CAD 114,585	0	(137)
SCX	11/2025	4,385	COP 17,034,768	27	0
SCX	11/2025	4,671	EUR 3,974	0	(84)
SCX	11/2025	81,409	GBP 60,982	0	(1,275)
SCX	11/2025	9,630	INR 857,483	22	0
SCX	11/2025	0	JPY 49	0	0
SCX	12/2025	CAD 114,425	\$ 81,917	135	0
SCX	12/2025	IDR 22,544,181	1,355	3	0
SCX	12/2025	\$ 4,507	IDR 75,437,582	20	0
SCX	12/2025	7,179	MXN 133,016	0	(42)
SCX	01/2026	TWD 164,988	\$ 5,415	33	0
SOG	11/2025	BRL 973,682	180,837	29	0
SOG	11/2025	CAD 740,319	532,964	4,545	0
SOG	11/2025	100,143	71,584	112	0
SOG	11/2025	CHF 8,928	11,198	76	0
SOG	11/2025	EUR 769,201	905,747	17,935	0
SOG	11/2025	JPY 14,963,841	97,899	766	0
SOG	11/2025	\$ 177,043	BRL 973,682	3,766	0
SOG	11/2025	120,680	JPY 17,895,143	0	(4,520)
SOG	11/2025	15,976	PEN 54,096	61	0
SOG	12/2025	11,198	CHF 8,899	0	(76)
SOG	12/2025	45,574	EUR 38,165	0	(298)
SOG	12/2025	97,899	JPY 14,922,126	0	(761)
SOG	01/2026	PEN 54,229	\$ 15,976	0	(62)
SSB	11/2025	\$ 0	JPY 0	0	0
SSB	12/2025	CAD 962	\$ 687	0	0
SSB	12/2025	MXN 449,283	23,575	0	(532)
UAG	11/2025	CAD 4,933	3,539	18	0
UAG	11/2025	ILS 1,288	376	0	(19)
UAG	11/2025	\$ 612	TRY 28,844	69	0
UAG	11/2025	ZAR 9,915	\$ 562	0	(9)
UAG	12/2025	\$ 89	HUF 29,477	0	(2)
UAG	12/2025	22,810	MXN 423,269	0	(98)
UAG	01/2026	5,132	PLN 18,805	0	(40)
WST	11/2025	AUD 5,385	\$ 3,561	36	0
WST	11/2025	NZD 13,787	7,923	28	0
WST	11/2025	SGD 26	21	0	0
WST	11/2025	\$ 5,253	JPY 784,150	0	(163)
WST	12/2025	7,932	NZD 13,787	0	(28)
Total Forward Foreign Currency Contracts				\$ 69,065	\$ (37,939)

PURCHASED OPTIONS:

INTEREST RATE SWAPIONS

取引相手	銘柄	変動金利 インデックス	変動金利の 支払/受取	エクササイズ レート	行使期限	想定元本 ⁽¹⁾	コスト	市場価格
GLM	Call - OTC 30-Year Interest Rate Swap	Secured Overnight Financing Rate	Pay	2.110%	07/26/2032	10,500	\$ 1,701	\$ 201
GLM	Put - OTC 30-Year Interest Rate Swap	Secured Overnight Financing Rate	Receive	2.110%	07/26/2032	15,300	2,479	4,290
MYC	Call - OTC 30-Year Interest Rate Swap	Secured Overnight Financing Rate	Pay	2.400%	07/20/2027	12,100	1,597	54
MYC	Call - OTC 30-Year Interest Rate Swap	Secured Overnight Financing Rate	Pay	2.170%	07/19/2032	12,100	1,919	245
MYC	Put - OTC 30-Year Interest Rate Swap	Secured Overnight Financing Rate	Receive	2.400%	07/20/2027	13,600	1,794	3,601
MYC	Put - OTC 30-Year Interest Rate Swap	Secured Overnight Financing Rate	Receive	2.170%	07/19/2032	13,600	2,157	3,722
Total Purchased Options							\$ 11,647	\$ 12,113

WRITTEN OPTIONS:

FOREIGN CURRENCY OPTIONS

取引相手	銘柄	スライクプライス	行使期限	想定元本 ⁽¹⁾	プレミアム (受取)	市場価格
UAG	Call - OTC U.S. dollar versus Turkish lira	TRY 56,900	11/12/2025	3,600	\$ (100)	\$(1)
UAG	Put - OTC U.S. dollar versus Turkish lira	41,600	11/12/2025	3,600	(137)	(1)
					\$ (237)	\$(2)

INTEREST RATE-CAPPED OPTIONS

取引相手	銘柄	エクササイズ インデックス	変動金利インデックス	行使期限	想定元本 ⁽¹⁾	プレミアム (受取)	市場価格
FAR	Call - OTC 2-Year Interest Rate Cap	2.224	USD-SOFR-OIS Compound	08/08/2026	52,000	\$ (897)	\$(2)
FAR	Put - OTC 2-Year Interest Rate Floor	2.224	USD-SOFR-OIS Compound	08/08/2026	52,000	(897)	(838)
MYC	Call - OTC 2-Year Interest Rate Cap	2.550	USD-SOFR-OIS Compound	07/23/2026	109,300	(1,933)	(8)
MYC	Put - OTC 2-Year Interest Rate Floor	2.550	USD-SOFR-OIS Compound	07/23/2026	109,300	(1,933)	(960)
						\$ (5,660)	\$(1,808)
						\$ (5,897)	\$(1,810)

Total Written Options

SWAP AGREEMENTS:

CREDIT DEFAULT SWAPS ON CORPORATE, SOVEREIGN, AND U.S. MUNICIPAL ISSUES - SELL PROTECTION⁽²⁾

取引相手	参照エンティティ	固定受取金利	満期日	2025年10月31日時点の インプライド クレジット スプレッド ⁽³⁾		想定元本 ⁽⁴⁾	プレミアム 支払 / (受取)	未実現評価 (損) 益	スワップの価値 ⁽⁵⁾	
				資産	負債					
BPS	Colombia Government International Bond	1.000%	06/20/2027	0.959%	\$ 3,400	\$ (163)	\$ 169	\$ 6	\$ 0	
BPS	Colombia Government International Bond	1.000%	12/20/2027	1.032%	700	(62)	63	1	0	
BRC	Colombia Government International Bond	1.000%	12/20/2026	0.821%	4,800	(221)	236	15	0	
BRC	Turkey Government International Bond	1.000%	12/20/2025	0.561%	14,300	4	21	25	0	
BRC	Turkey Government International Bond	1.000%	12/20/2030	2.427%	660	(43)	2	0	(41)	
CBK	Colombia Government International Bond	1.000%	12/20/2026	0.821%	5,900	(275)	293	18	0	
CBK	Colombia Government International Bond	1.000%	06/20/2027	0.959%	1,500	(54)	57	3	0	
DUB	Petroleos Mexicanos	4.750%	07/08/2026	--*	13,235	0	164	164	0	
DUB	Petroleos Mexicanos	4.850%	07/08/2026	--*	8,417	0	108	108	0	
DUB	South Africa Government International Bond	1.000%	12/20/2026	0.312%	400	(18)	21	3	0	
GST	Colombia Government International Bond	1.000%	06/20/2027	0.959%	4,200	(156)	164	8	0	
GST	Colombia Government International Bond	1.000%	12/20/2027	1.032%	1,900	(169)	170	1	0	
GST	Equinix, Inc.	5.000%	06/20/2027	0.639%	3,800	531	(245)	286	0	
GST	Indonesia Government International Bond	1.000%	12/20/2030	0.738%	1,600	13	9	22	0	
GST	Petroleos Mexicanos	3.750%	12/24/2025	--*	1,119	0	1	1	0	
JPM	Colombia Government International Bond	1.000%	06/20/2027	0.959%	400	(15)	16	1	0	
JPM	Turkey Government International Bond	1.000%	12/20/2030	2.427%	1,500	(97)	3	0	(94)	
MYC	Colombia Government International Bond	1.000%	06/20/2027	0.959%	4,500	(162)	170	8	0	
MYC	Colombia Government International Bond	1.000%	12/20/2027	1.032%	5,200	(464)	466	2	0	
MYC	South Africa Government International Bond	1.000%	12/20/2026	0.312%	13,600	(600)	721	121	0	
							\$ (1,951)	\$ 2,609	\$ 793	\$(135)

CREDIT DEFAULT SWAPS ON CREDIT INDICES - SELL PROTECTION⁽²⁾

取引相手	インデックス/トランシェ	固定受取金利	満期日	想定元本 ⁽⁴⁾	プレミアム 支払 / (受取)	未実現評価 (損) 益	スワップの価値 ⁽⁵⁾	
							資産	負債
BOA	ABX.HE.AAA-06 Index	0.110%	09/29/2046	\$ 5,295	\$ (1,025)	\$ 603	\$ 0	\$(422)
BOA	CMBX.AAA-6 Index	0.500%	09/11/2063	5	0	0	0	0
BOA	iTraxx Europe Crossover Series 44 Index	5.000%	12/20/2030	EUR 19,600	4,450	153	4,603	0
BPS	iTraxx Europe Crossover Series 44 Index	5.000%	12/20/2030	10,200	2,344	51	2,395	0
DUB	CMBX.AAA-9 Index	0.500%	09/17/2058	741	(10)	10	0	0
DUB	CMBX.AAA-10 Index	0.500%	11/17/2059	\$ 66,100	(300)	488	188	0
GST	CMBX.AAA-6 Index	0.500%	09/11/2063	8	0	0	0	0
GST	CMBX.AAA-11 Index	0.500%	11/18/2054	18,100	(95)	182	87	0
GST	CMBX.AAA-15 Index	0.500%	11/18/2064	6,599	(56)	34	0	(22)
JPM	iTraxx Europe Crossover Series 44 Index	5.000%	12/20/2030	EUR 9,600	2,200	54	2,254	0
JPS	CMBX.AAA-9 Index	0.500%	09/17/2058	253	(10)	10	0	0
JPS	CMBX.AAA-10 Index	0.500%	11/17/2059	\$ 5,400	(101)	117	16	0
JPS	CMBX.AAA-11 Index	0.500%	11/18/2054	28,300	(224)	358	134	0
MEI	CMBX.AAA-6 Index	0.500%	09/11/2063	2	0	0	0	0

CREDIT DEFAULT SWAPS ON CREDIT INDICES - SELL PROTECTION⁽²⁾ (Cont.)

取引相手	インデックス/トランシェ	固定受取金利	満期日	想定元本 ⁽⁴⁾	プレミアム 支払/(受取)	未実現評価 (損) 益	スワップの価値 ⁽⁵⁾		
							資産	負債	
MEI	CMBX.AAA-8 Index	0.500%	10/17/2057	\$ 225	\$ (12)	\$ 12	\$ 0	\$ 0	
MEI	CMBX.AAA-9 Index	0.500%	09/17/2058	939	(38)	38	0	0	
MYC	ABX.HE.AAA-06 Index	0.110%	05/25/2046	5	(1)	1	0	0	
MYC	CMBX.AAA-6 Index	0.500%	05/11/2063	3	0	0	0	0	
MYC	CMBX.AAA-9 Index	0.500%	09/17/2058	632	(26)	26	0	0	
MYC	CMBX.AAA-10 Index	0.500%	11/17/2059	63,200	(1,929)	2,107	178	0	
MYC	CMBX.AAA-11 Index	0.500%	11/18/2054	60,700	(517)	806	289	0	
MYC	CMBX.AAA-13 Index	0.500%	12/16/2072	30,300	(12)	111	99	0	
MYC	CMBX.AAA-15 Index	0.500%	11/18/2064	13,198	(112)	68	0	(44)	
SAL	CMBX.AAA-6 Index	0.500%	05/11/2063	6	0	0	0	0	
SAL	CMBX.AAA-9 Index	0.500%	09/17/2058	765	0	0	0	0	
SAL	CMBX.AAA-11 Index	0.500%	11/18/2054	345,100	(1,611)	3,258	1,647	0	
SAL	CMBX.AAA-12 Index	0.500%	08/17/2061	17,500	(4)	81	77	0	
UAG	CMBX.AAA-8 Index	0.500%	10/17/2057	22	(1)	1	0	0	
						\$ 2,910	\$ 8,569	\$ 11,967	\$ (488)

TOTAL RETURN SWAPS

取引相手	トータル リターン の 支払/受取	参照エンティティ	数・単位数	変動金利	想定元本	満期日	プレミアム 支払/(受取)	未実現評価 (損) 益	スワップの価値	
									資産	負債
BPS	Receive	iBoxx USD Liquid Leveraged Loans		Secured Overnight Financing Rate						
		Total Return Index	N/A	Index	\$ 12,500	12/22/2025	\$ 127	\$ (138)	\$ 0	\$ (11)
JPM	Receive	iBoxx USD Liquid Leveraged Loans		Secured Overnight Financing Rate						
		Total Return Index	N/A	Index	12,530	12/22/2025	139	(124)	15	0
MYC	Receive	iBoxx USD Liquid Leveraged Loans		Secured Overnight Financing Rate						
		Total Return Index	N/A	Index	28,390	12/22/2025	298	(318)	0	(20)
						\$ 564	\$ (580)	\$ 15	\$ (31)	
Total Swap Agreements							\$ 1,523	\$ 10,598	\$ 12,775	\$ (654)

⁽¹⁾ Notional amount represents the number of contracts.

⁽²⁾ If the Fund is a seller of protection and a credit event occurs, as defined under the terms of that particular swap agreement, the Fund will either (i) pay to the buyer of protection an amount equal to the notional amount of the swap and take delivery of the referenced obligation or underlying securities comprising the referenced index or (ii) pay a net settlement amount in the form of cash or securities equal to the notional amount of the swap less the recovery value of the referenced obligation or underlying securities comprising the referenced index.

⁽³⁾ Implied credit spreads, represented in absolute terms, utilized in determining the market value of credit default swap agreements on corporate issues, U.S. Municipal issues or sovereign issues as of period end serve as indicators of the current status of the payment/performance risk and represent the likelihood or risk of default for the credit derivative. The implied credit spread of a particular referenced entity reflects the cost of buying/selling protection and may include upfront payments required to be made to enter into the agreement. Wider credit spreads represent a deterioration of the referenced entity's credit soundness and a greater likelihood or risk of default or other credit event occurring as defined under the terms of the agreement.

⁽⁴⁾ The maximum potential amount the Fund could be required to pay as a seller of credit protection or receive as a buyer of credit protection if a credit event occurs as defined under the terms of that particular swap agreement.

⁽⁵⁾ The prices and resulting values for credit default swap agreements serve as indicators of the current status of the payment/performance risk and represent the likelihood of an expected liability (or profit) for the credit derivative should the notional amount of the swap agreement be closed/sold as of the period end. Increasing market values, in absolute terms when compared to the notional amount of the swap, represent a deterioration of the referenced underlying's credit soundness and a greater likelihood or risk of default or other credit event occurring as defined under the terms of the agreement.

* Implied credit spread is not available due to significant unobservable inputs being used in the fair valuation.

マネー・マーケット・マザーファンド

《第42期》決算日2025年11月20日

[計算期間：2025年5月21日～2025年11月20日]

「マネー・マーケット・マザーファンド」は、11月20日に第42期の決算を行いました。
以下、法令・諸規則に基づき、当マザーファンドの第42期の運用状況をご報告申し上げます。

運用方針	わが国の短期公社債等を中心に投資し、利子等収益の確保を図ります。なお、市況動向および資金動向等により、上記のような運用が行えない場合があります。
主要運用対象	わが国の公社債等を主要投資対象とします。
主な組入制限	外貨建資産への投資は行いません。

○最近5期の運用実績

決算期	基準 円	価額		債 組 入 比	券 率	債 先 物 比	券 率	純 資 産 額
		騰 落	率					
38期(2023年11月20日)	10,181		0.0		—		—	百万円 3,393
39期(2024年5月20日)	10,181		0.0		—		—	4,054
40期(2024年11月20日)	10,189		0.1		—		—	5,470
41期(2025年5月20日)	10,211		0.2		—		—	40,477
42期(2025年11月20日)	10,235		0.2		—		—	8,389

(注) 当ファンドの値動きを表す適切な指数が存在しないため、ベンチマーク等はありません。

(注) 「債券先物比率」は買建比率－売建比率。

○当期中の基準価額と市況等の推移

年 月 日	基準 円	価額		債 組 入 比	券 率	債 先 物 比	券 率
		騰 落	率				
(期首) 2025年5月20日	10,211		—		—		—
5月末	10,212		0.0		—		—
6月末	10,216		0.0		—		—
7月末	10,220		0.1		—		—
8月末	10,224		0.1		—		—
9月末	10,228		0.2		—		—
10月末	10,232		0.2		—		—
(期末) 2025年11月20日	10,235		0.2		—		—

(注) 騰落率は期首比。

(注) 「債券先物比率」は買建比率－売建比率。

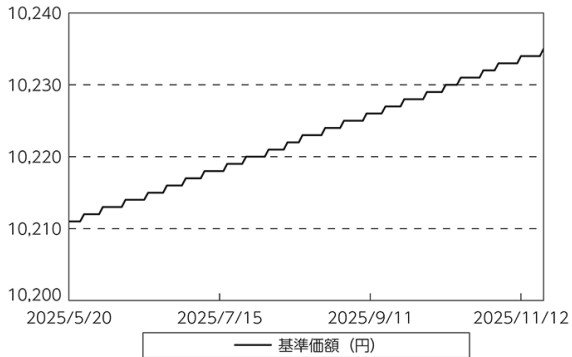
○運用経過

●当期中の基準価額等の推移について

◎基準価額の動き

基準価額は期間の初めに比べ0.2%の上昇となりました。

基準価額等の推移



●基準価額の変動要因

(上昇要因)

利子等収益が積み上がったことが基準価額の上昇要因となりました。

●投資環境について

◎国内短期金融市場

・無担保コール翌日物金利は、プラス圏での推移となりました。

●当該投資信託のポートフォリオについて

・コール・ローン等短期金融商品を活用し、利子等収益の確保を図りました。

○今後の運用方針

・日銀による金融市場調節方針の下、短期金利は安定した推移を想定しています。以上の見通しにより、コール・ローン等への投資を通じて、安定した収益の確保をめざした運用を行う方針です。

○1万口当たりの費用明細

(2025年5月21日～2025年11月20日)

該当事項はございません。

○売買及び取引の状況

(2025年5月21日～2025年11月20日)

その他有価証券

		買付額	売付額
国内	コマーシャル・ペーパー	千円 1,400,477,656	千円 1,399,002,256

(注) 金額は受渡代金。

○利害関係人との取引状況等

(2025年5月21日～2025年11月20日)

該当事項はございません。

利害関係人とは、投資信託及び投資法人に関する法律第11条第1項に規定される利害関係人です。

○組入資産の明細

(2025年11月20日現在)

国内その他有価証券

区分	当期末	
	評価額	比率
コマーシャル・ペーパー	千円 6,698,761	% 79.8

(注) 比率は、純資産総額に対する評価額の割合。

○投資信託財産の構成

(2025年11月20日現在)

項目	当期末	
	評価額	比率
その他有価証券	千円 6,698,761	% 79.8
コール・ローン等、その他	1,690,984	20.2
投資信託財産総額	8,389,745	100.0

○資産、負債、元本及び基準価額の状況 (2025年11月20日現在)

項目	当期末
(A) 資産	8,389,745,807
コール・ローン等	1,690,963,065
その他有価証券(評価額)	6,698,761,259
未収利息	21,483
(B) 負債	19,402
未払解約金	19,402
(C) 純資産総額(A-B)	8,389,726,405
元本	8,197,454,361
次期繰越損益金	192,272,044
(D) 受益権総口数	8,197,454,361口
1万口当たり基準価額(C/D)	10,235円

<注記事項>

- ①期首元本額 39,641,402,603円
 期中追加設定元本額 2,179,313,317円
 期中一部解約元本額 33,623,261,559円
 また、1口当たり純資産額は、期末1.0235円です。

②期末における元本の内訳(当親投資信託を投資対象とする投資信託ごとの元本額)

三菱UFJ ターゲット・イヤー・ファンド2030(確定拠出年金)	4,133,000,194円
三菱UFJ DC金利連動アロケーション型バランスファンド	1,888,390,010円
三菱UFJ ターゲット・イヤー・ファンド2035(確定拠出年金)	1,085,082,841円
マネーボールファンド(FOF s用)(適格機関投資家限定)	867,409,887円
三菱UFJ <DC>ターゲット・イヤー ファンド 2030	144,830,979円
三菱UFJ 新興国債券ファンド 通貨選択シリーズ<マネーボールファンド>	28,158,755円
三菱UFJ 米国バンクローンファンド 通貨選択シリーズ<マネーボールファンドA>	18,480,913円
三菱UFJ ターゲット・イヤーファンド 2030	18,073,947円
三菱UFJ 欧州ハイイールド債券ファンド ユーロ円プレミアム(毎月分配型)	4,850,169円
欧州ハイイールド債券ファンド(為替ヘッジなし)	4,289,171円
欧州ハイイールド債券ファンド(為替ヘッジあり)	2,515,903円
三菱UFJ 新興国高利回り社債ファンド 通貨選択シリーズ<マネーボールファンド>	1,328,470円
米国バンクローン・オープン<為替ヘッジあり>(毎月決算型)	98,223円
米国バンクローン・オープン<為替ヘッジなし>(毎月決算型)	98,222円
米国バンクローン・オープン<為替ヘッジあり>(年1回決算型)	98,222円
米国バンクローン・オープン<為替ヘッジなし>(年1回決算型)	98,222円
テンブルトン新興国小型株ファンド	49,097円
三菱UFJ インド債券オープン(毎月決算型)	39,351円
バリュー・ボンド・ファンド<為替ヘッジなし>(毎月決算型)	9,829円
バリュー・ボンド・ファンド<為替ヘッジなし>(年1回決算型)	9,829円
バリュー・ボンド・ファンド<為替リスク軽減型>(年1回決算型)	9,829円
ベイリー・ギフォード世界長期成長株ファンド(予想分配金提示型)	9,822円
ベイリー・ギフォード インパクト投資ファンド(予想分配金提示型)	9,822円
<DC>ベイリー・ギフォード ESG世界株ファンド	9,822円
バリュー・ボンド・ファンド<為替リスク軽減型>(毎月決算型)	9,822円
三菱UFJ 新興国高利回り社債ファンド 通貨選択シリーズ<アジアバスケット通貨コース>(毎月分配型)	9,821円
三菱UFJ J/ビムコ トータル・リターン・ファンド<米ドルヘッジ型>(毎月決算型)	9,821円
米国バンクローンファンド<為替ヘッジあり>(毎月分配型)	9,821円
米国バンクローンファンド<為替ヘッジなし>(毎月分配型)	9,821円
PIMCO インカム戦略ファンド<円インカム>(毎月分配型)	9,821円

○損益の状況 (2025年5月21日~2025年11月20日)

項目	当期
(A) 配当等収益	32,126,142
受取利息	32,126,142
(B) 当期損益金(A)	32,126,142
(C) 前期繰越損益金	836,394,592
(D) 追加信託差損益金	49,010,985
(E) 解約差損益金	△725,259,675
(F) 計(B+C+D+E)	192,272,044
次期繰越損益金(F)	192,272,044

(注) (D)追加信託差損益金とあるのは、信託の追加設定の際、追加設定をした価額から元本を差し引いた差額分をいいます。

(注) (E)解約差損益金とあるのは、中途解約の際、元本から解約価額を差し引いた差額分をいいます。

三菱UFJ 米国バンクローンファンド 米ドル円プレミアム (毎月分配型)	9,821円
<DC>ベイリー・ギフォード世界長期成長株ファンド	9,821円
三菱UFJ 新興国高利回り社債ファンド 通貨選択シリーズ<ブラジルリアルコース> (毎月分配型)	9,821円
ピムコ・グローバル・ハイイールド・ファンド (毎月分配型)	9,821円
三菱UFJ 新興国高利回り社債ファンド 通貨選択シリーズ<豪ドルコース> (毎月分配型)	9,821円
三菱UFJ 新興国高利回り社債ファンド 通貨選択シリーズ<資源国バスケット通貨コース> (毎月分配型)	9,821円
PIMCO ニューワールドインカムファンド<世界通貨分散コース> (毎月分配型)	9,821円
三菱UFJ 米国バンクローンファンド 通貨選択シリーズ<豪ドルコース> (毎月分配型)	9,821円
三菱UFJ/ピムコ トータル・リターン・ファンド<為替ヘッジなし> (毎月決算型)	9,821円
三菱UFJ/ピムコ トータル・リターン・ファンド<為替ヘッジなし> (年1回決算型)	9,821円
ピムコ・エマージング・ボンド・オープン Bコース (為替ヘッジあり)	9,821円
三菱UFJ 新興国債券ファンド 通貨選択シリーズ<ブラジルリアルコース> (毎月分配型)	9,821円
三菱UFJ 新興国高利回り社債ファンド 通貨選択シリーズ<トルコリラコース> (毎月分配型)	9,821円
PIMCO インカム戦略ファンド<米ドルインカム> (毎月分配型)	9,821円
ベイリー・ギフォード世界長期成長株ファンド	9,821円
三菱UFJ 新興国債券ファンド 通貨選択シリーズ<円コース> (毎月分配型)	9,821円
三菱UFJ 新興国債券ファンド 通貨選択シリーズ<豪ドルコース> (毎月分配型)	9,821円
PIMCO ニューワールド米ドルインカムファンド (毎月分配型)	9,821円
PIMCO ニューワールドインカムファンド<豪ドルコース> (毎月分配型)	9,821円
PIMCO ニューワールドインカムファンド<メキシコペソコース> (毎月分配型)	9,821円
三菱UFJ 新興国債券ファンド 通貨選択シリーズ<メキシコペソコース> (毎月分配型)	9,821円
米国バンクローンファンド<為替ヘッジなし> (資産成長型)	9,821円
ピムコ・インカム・ストラテジー・ファンド<限定為替ヘッジあり> (毎月決算型)	9,821円
ピムコ・インカム・ストラテジー・ファンド<限定為替ヘッジあり> (年2回決算型)	9,821円
ピムコ・インカム・ストラテジー・ファンド<為替ヘッジなし> (年2回決算型)	9,821円
ベイリー・ギフォード インパクト投資ファンド	9,821円
三菱UFJ 新興国債券ファンド 通貨選択シリーズ<米ドルコース> (毎月分配型)	9,821円
三菱UFJ 新興国高利回り社債ファンド 通貨選択シリーズ<円コース> (毎月分配型)	9,821円
三菱UFJ 米国バンクローンファンド 通貨選択シリーズ<米ドルコース> (毎月分配型)	9,821円
PIMCO インカム戦略ファンド<円インカム> (年2回分配型)	9,821円
PIMCO インカム戦略ファンド<世界通貨分散コース> (毎月分配型)	9,821円
ピムコ・エマージング・ボンド・オープン Aコース (為替ヘッジなし)	9,821円
PIMCO ニューワールド円インカムファンド (毎月分配型)	9,821円
三菱UFJ 米国バンクローンファンド 通貨選択シリーズ<円コース> (毎月分配型)	9,821円
三菱UFJ/ピムコ トータル・リターン・ファンド<米ドルヘッジ型> (年1回決算型)	9,821円
PIMCO インカム戦略ファンド<世界通貨分散コース> (年2回分配型)	9,821円
ピムコ・インカム・ストラテジー・ファンド<為替ヘッジなし> (毎月決算型)	9,821円
三菱UFJ 新興国高利回り社債ファンド 通貨選択シリーズ<米ドルコース> (毎月分配型)	9,821円
PIMCO インカム戦略ファンド<米ドルインカム> (年2回分配型)	9,821円
わたしの未来設計<安定重視型> (分配コース)	9,820円
わたしの未来設計<成長重視型> (分配抑制コース)	9,820円
わたしの未来設計<成長重視型> (分配コース)	9,820円
わたしの未来設計<安定重視型> (分配抑制コース)	9,820円
米国バンクローンファンド<為替ヘッジあり> (資産成長型)	9,820円
マクロ・トータル・リターン・ファンド	9,820円
グローバル・インカム・フルコース (為替リスク軽減型)	983円
グローバル・インカム・フルコース (為替ヘッジなし)	983円
合計	8,197,454,361円